

[54] TRAILER JACK

[75] Inventor: James W. Chambers, Rockford, Ill.

[73] Assignee: Atwood Industries, Inc., Rockford, Ill.

[\*\*] Term: 14 Years

[21] Appl. No.: 947,971

[22] Filed: Dec. 30, 1986

[52] U.S. Cl. .... D34/31; D12/106

[58] Field of Search ..... D34/28, 31, 32; 254/45,  
254/102, 86, 94; 248/351, 352; 280/1; D12/106,  
120; D25/67

[56] References Cited

U.S. PATENT DOCUMENTS

|            |         |                   |        |
|------------|---------|-------------------|--------|
| D. 179,821 | 3/1957  | Schultz .....     | D34/31 |
| D. 269,420 | 6/1983  | McClure, Jr. .... | D34/31 |
| D. 281,199 | 10/1985 | Prawl .....       | D34/28 |
| D. 291,017 | 7/1987  | Magness .....     | D34/31 |
| 3,733,051  | 5/1973  | Bollinger .....   | 254/94 |
| 4,078,774  | 3/1978  | Williams .....    | 254/45 |

OTHER PUBLICATIONS

Camping World, p. 8, Reese Lectra Jack.  
Page from Reese 1974 Fact Book, Lectra Jack ®.  
Page 11 from A & E Systems Inc. 1984 brochure,  
Tongue Jack.  
Page 4 from H & H Engineering brochure, H & H  
Power Jacks.

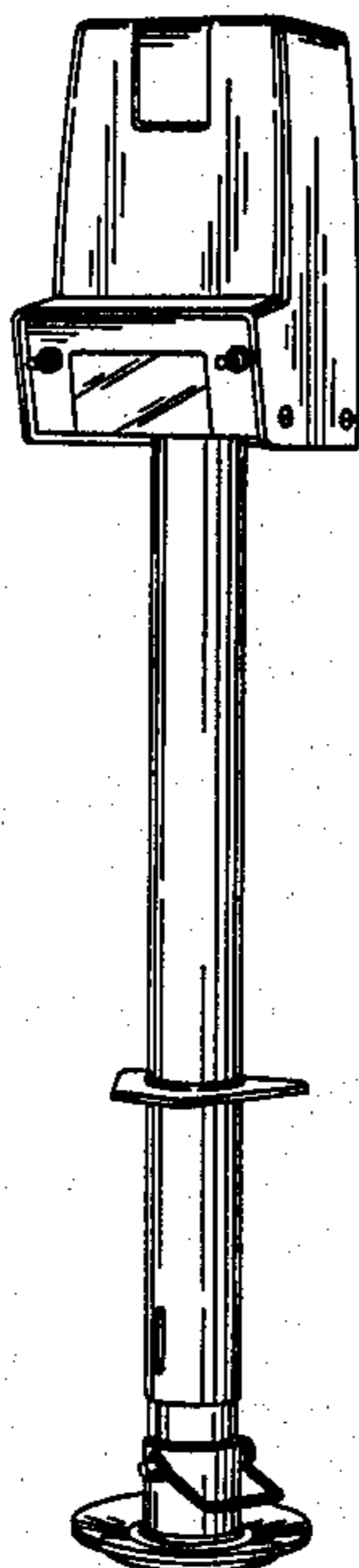
Primary Examiner—Wallace R. Burke  
Assistant Examiner—Kay H. Chin  
Attorney, Agent, or Firm—Leydig, Voit & Mayer

[57] CLAIM

The ornamental design for a trailer jack, as shown and described.

DESCRIPTION

FIG. 1 is a front perspective view of a trailer jack showing my new design;  
FIG. 2 is a rear perspective view thereof;  
FIG. 3 is an enlarged side elevational view of the upper housing of the trailer jack, it being understood that the upper housing of the jack is shown separately for convenience of illustration;  
FIG. 4 is a front elevational view of FIG. 3;  
FIG. 5 is a rear elevational view of FIG. 3; and,  
FIG. 6 is a top plan view of FIG. 3.



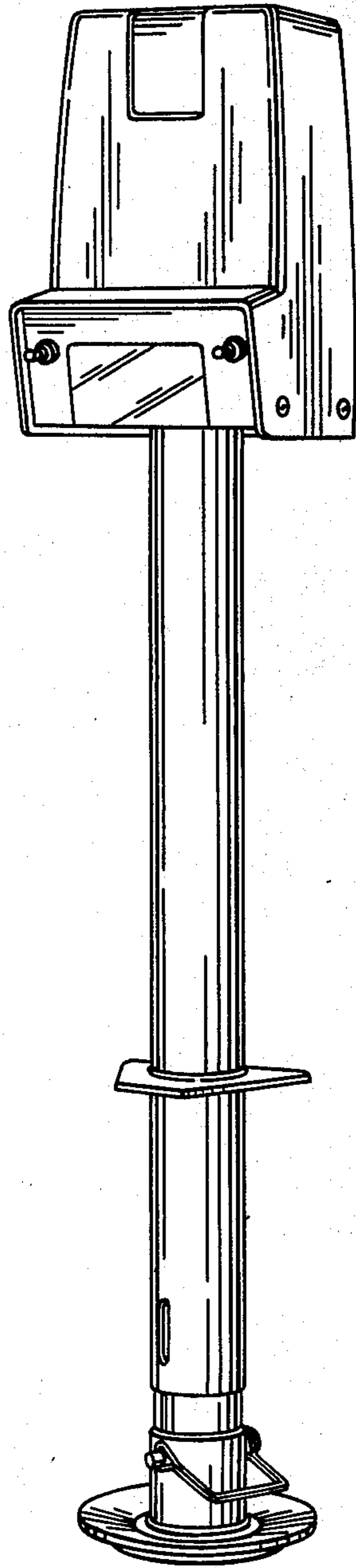


FIG. 1.

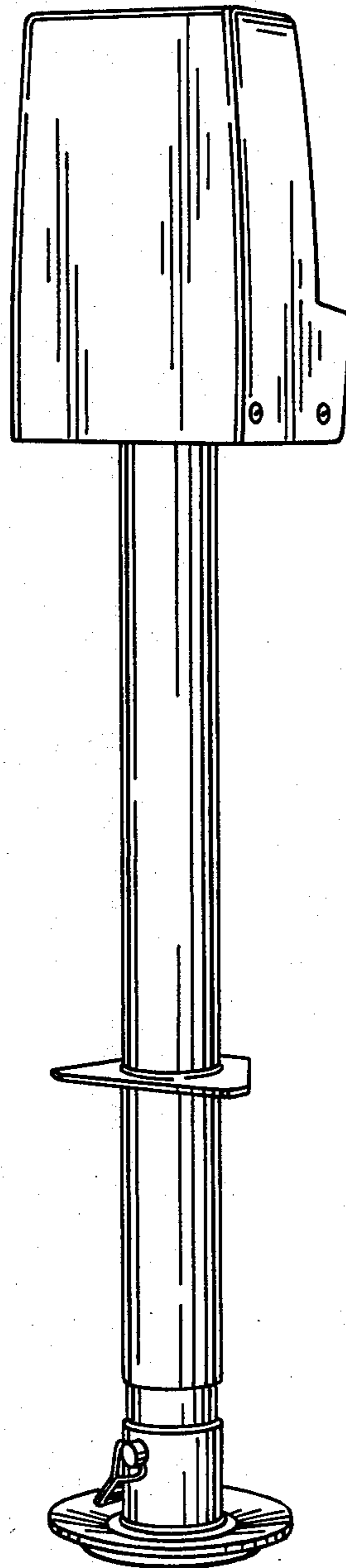


FIG. 2.

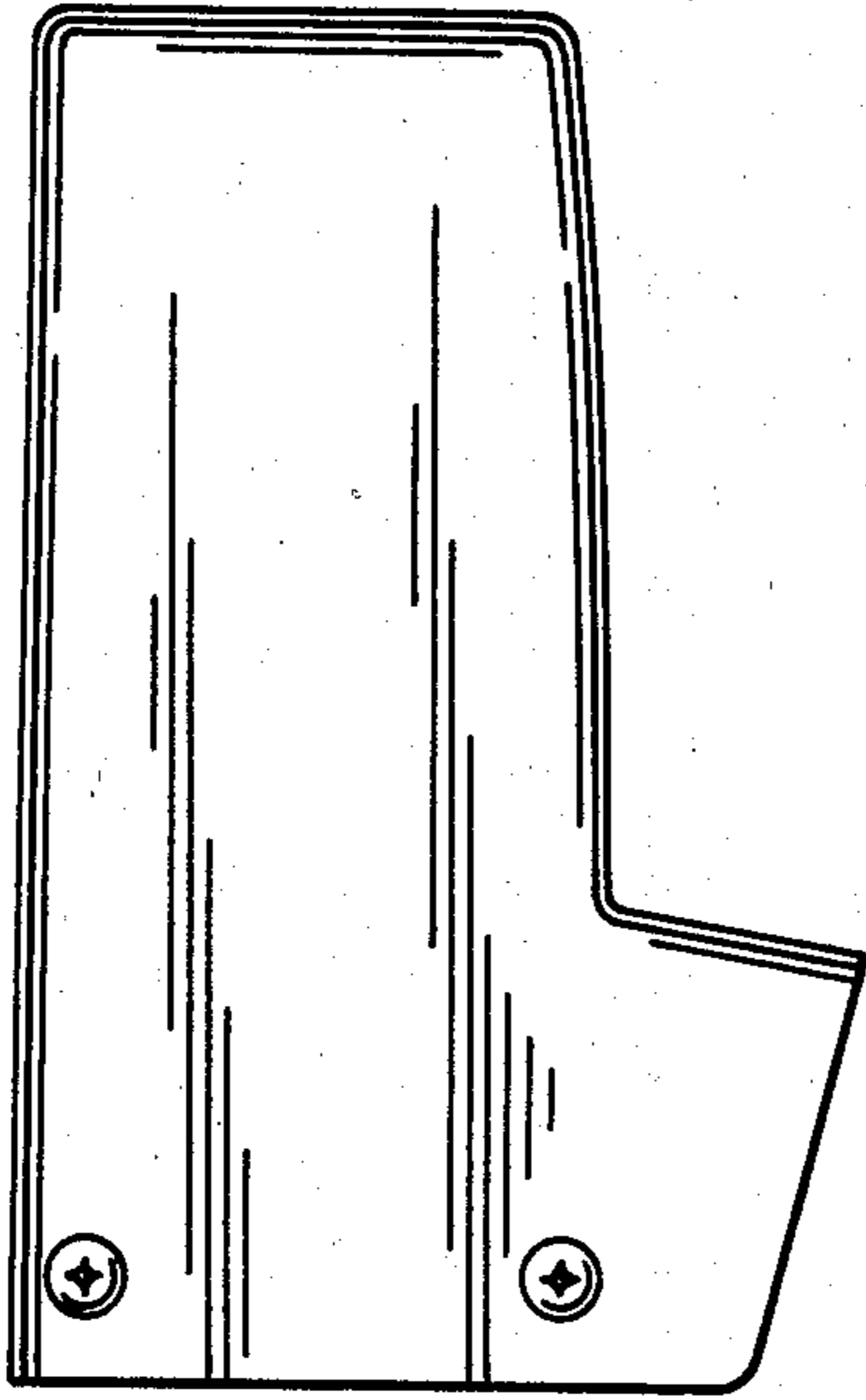


FIG. 3.

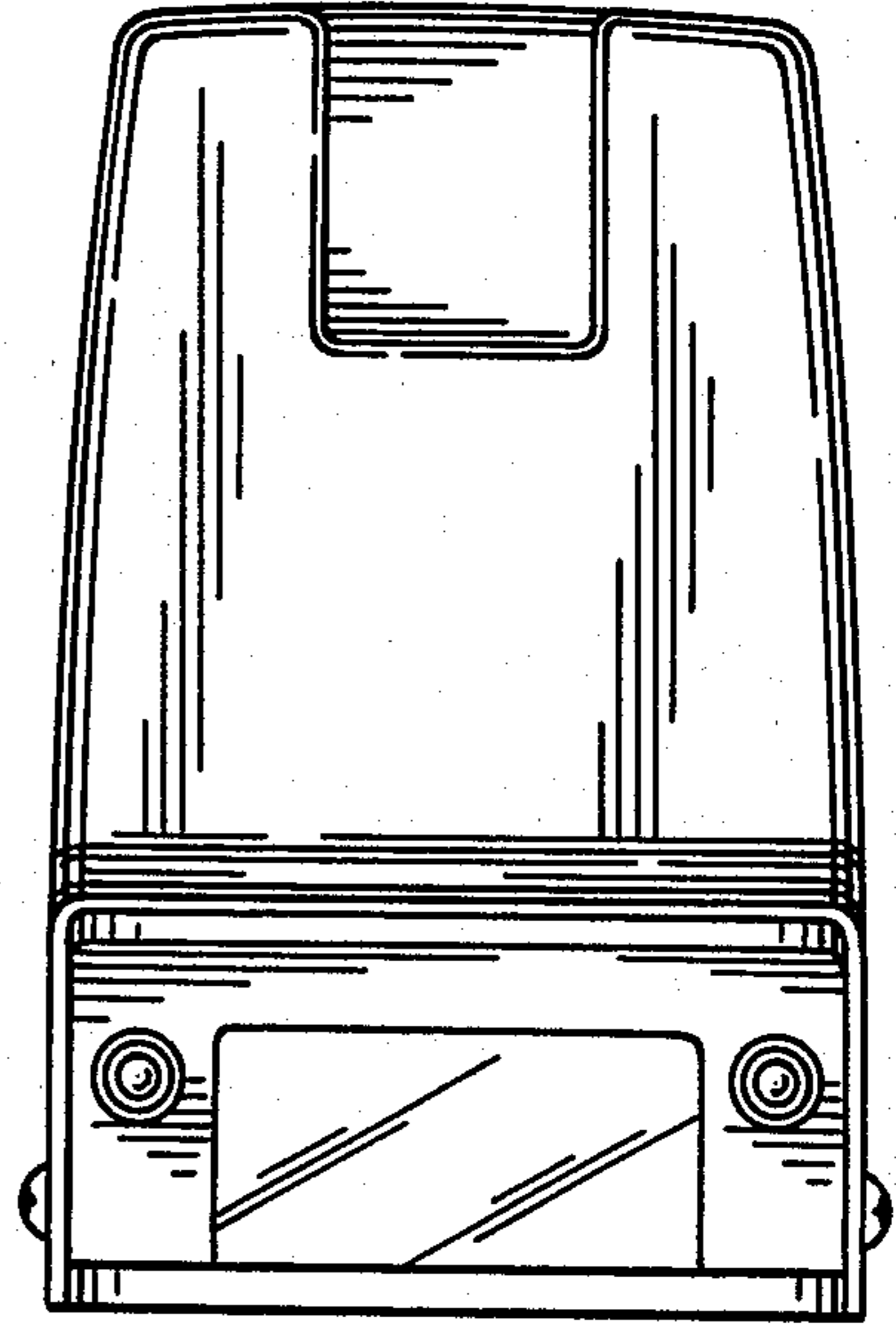


FIG. 4.

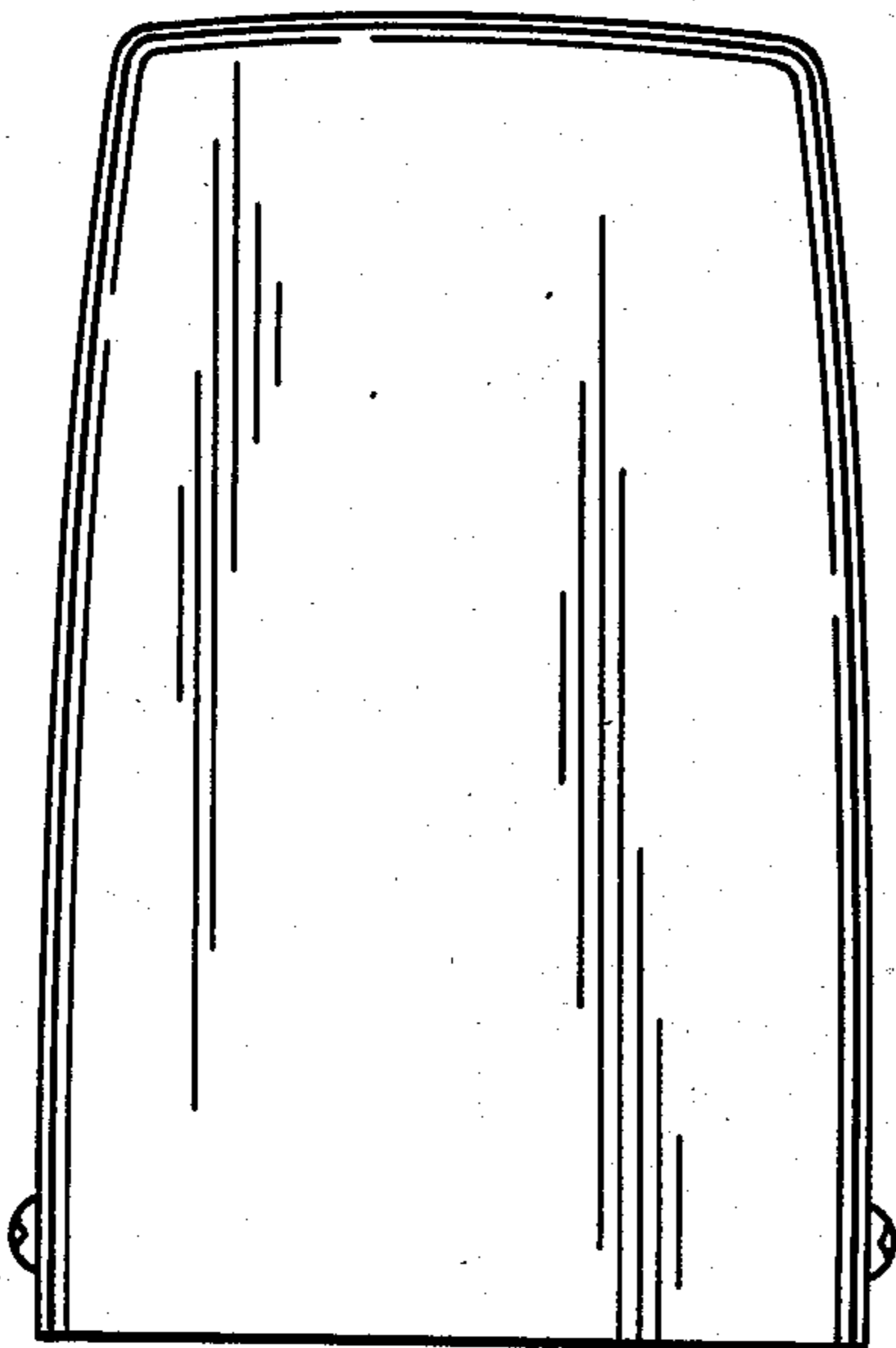


FIG. 5.




FIG. 6.