

[54] SHOWER ENCLOSURE

[75] Inventor: Mary J. Reid, Sheboygan, Wis.

[73] Assignee: Kohler Co., Kohler, Wis.

[\*\*] Term: 14 Years

[21] Appl. No.: 2,256

[22] Filed: Jan. 12, 1987

[52] U.S. Cl. .... D23/281

[58] Field of Search ..... D23/270-275, D23/277-283, 303-307; 4/538, 559, 571, 573, 575, 578, 584, 589, 590, 592, 594, 596, 597, 599, 600, 607, 608, 610-614

[56] References Cited

U.S. PATENT DOCUMENTS

D. 215,289	9/1969	Seymour	.....	D23/57
D. 215,290	9/1969	Seymour	.....	D23/57
D. 217,866	6/1970	Myers	.....	D23/57
D. 219,512	12/1970	Skyhawk	.....	D23/57
D. 227,102	6/1973	Alexander	.....	D23/57
D. 247,912	5/1978	Rath et al.	.....	D23/283
D. 253,299	10/1979	Hess	.....	D23/283
D. 261,548	10/1981	Chisholm	.....	D23/283
D. 268,128	3/1983	Ballard	.....	D23/283
D. 275,783	10/1984	McMillan et al.	.....	D23/283

OTHER PUBLICATIONS

Pages 7-17, 7-18 and 7-19 of the 1986 Kohler "K-400 Plumbing Products Catalog," admitted prior art.  
A Glastec ad, undated, admitted prior art.  
Page 11 of a 1984 Aqua Glass brochure entitled "We Make Bathrooms Beautiful."

Pages 1 and 2 of an undated (admitted prior art) Hytec "Showerbath" brochure.


Primary Examiner—James R. Largen  
Attorney, Agent, or Firm—Quarles & Brady

[57] CLAIM

The ornamental design for a shower enclosure, as shown and described.

DESCRIPTION

FIG. 1 is a front perspective view of a shower enclosure showing my new design;  
FIG. 2 is a perspective view taken from the left front thereof;  
FIG. 3 is a top plan view thereof;  
FIG. 4 is a front elevational view thereof;  
FIG. 5 is a cross sectional view taken on line 5-5 of FIG. 4;  
FIG. 6 is a cross sectional view taken on line 6-6 of FIG. 3;  
FIG. 7 is a cross sectional view taken on line 7-7 of FIG. 3;  
FIG. 8 is a cross sectional view taken on line 8-8 of FIG. 3;  
FIG. 9 is a bottom plan view thereof;  
FIG. 10 is a left side elevational view thereof;  
FIG. 11 is a right side elevational view thereof;  
FIG. 12 is a rear elevational view thereof; and  
FIG. 13 is a perspective view thereof from the right front of a modified form of the shower enclosure shown in FIG. 1.  
The fragmentary broken line representations of walls in FIGS. 1, 2 and 13 are for purposes of illustration only.






FIG. 1






FIG. 2




FIG. 13

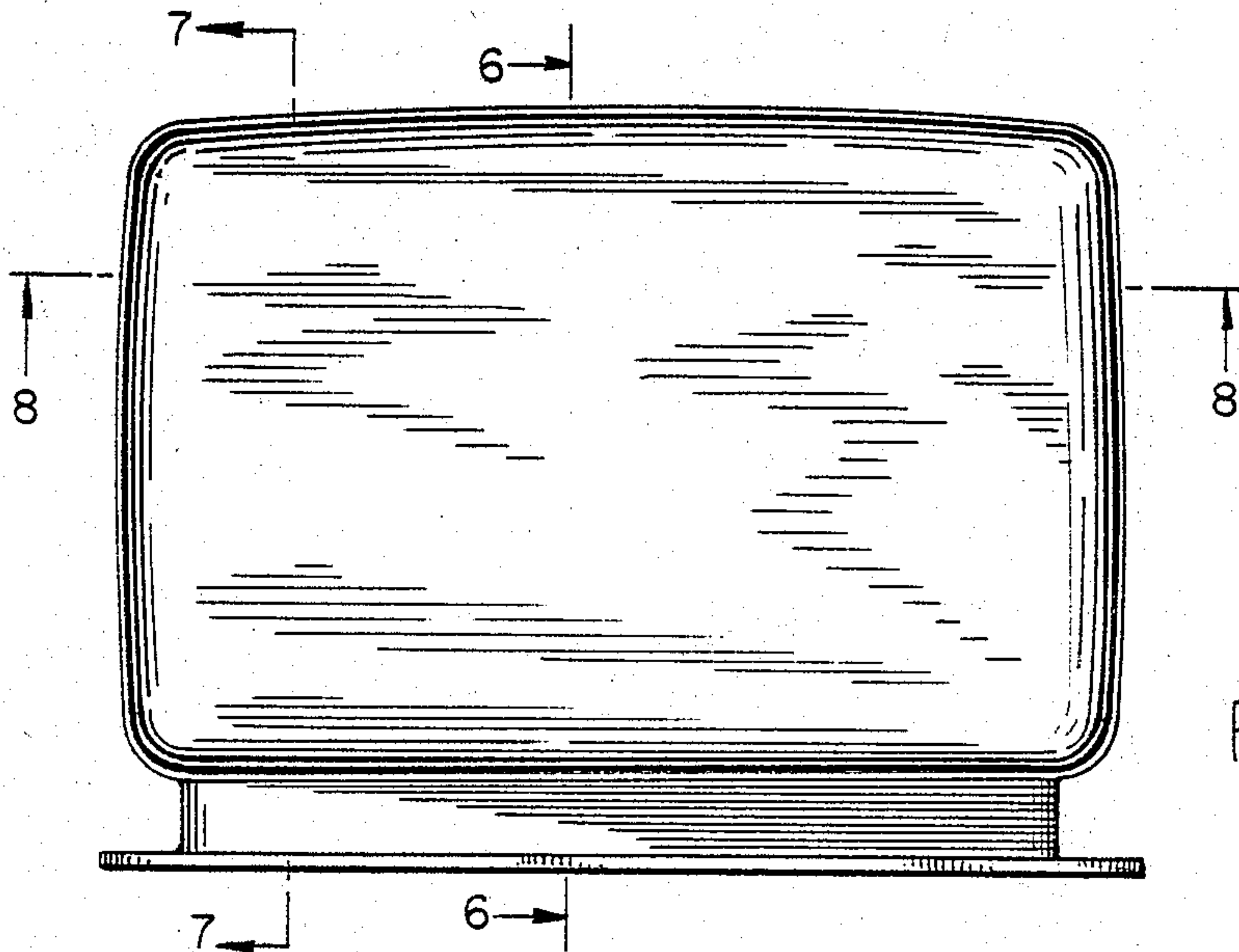


FIG. 3

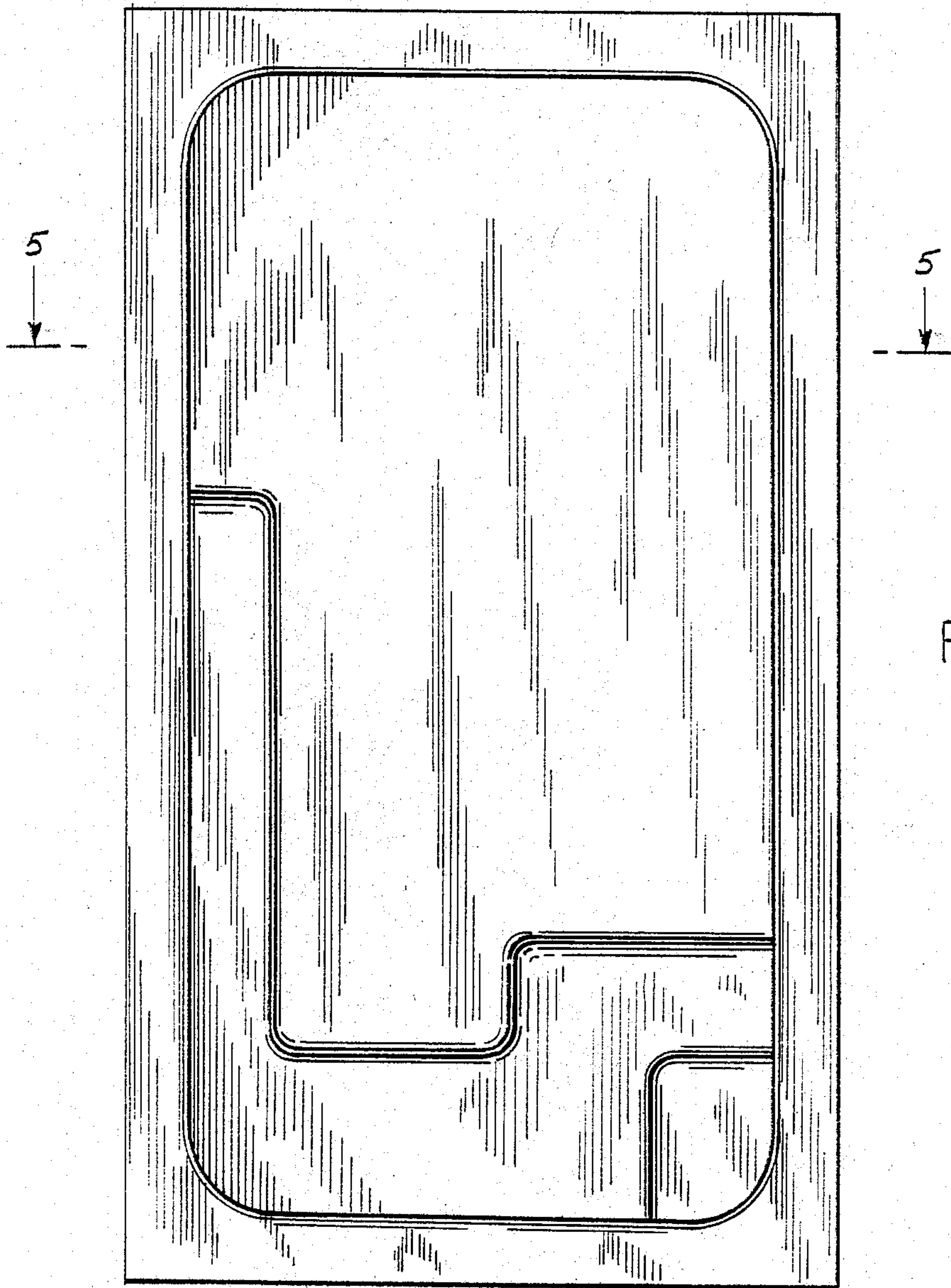


FIG. 4

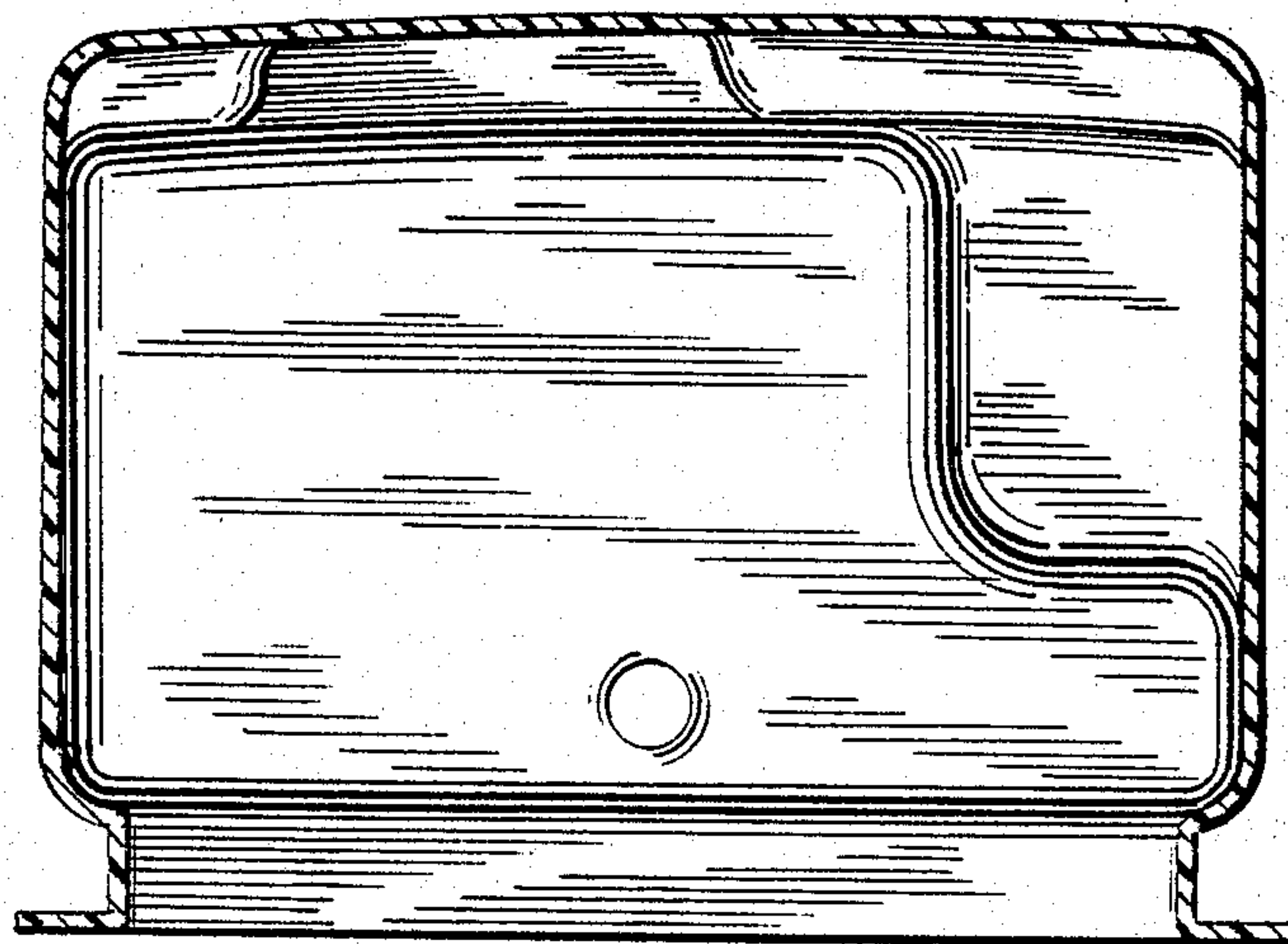


FIG. 5






FIG. 6




FIG. 7

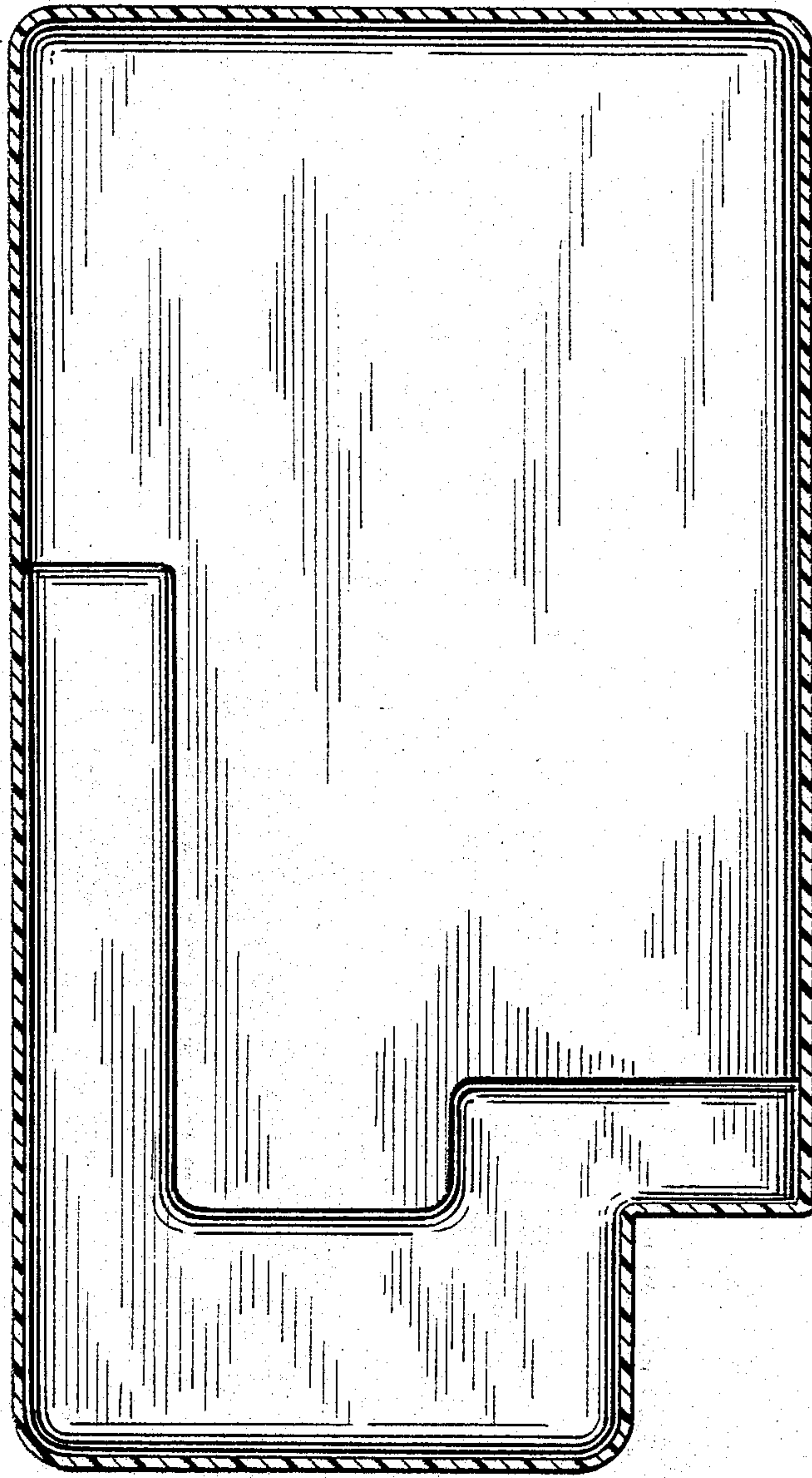


FIG. 8

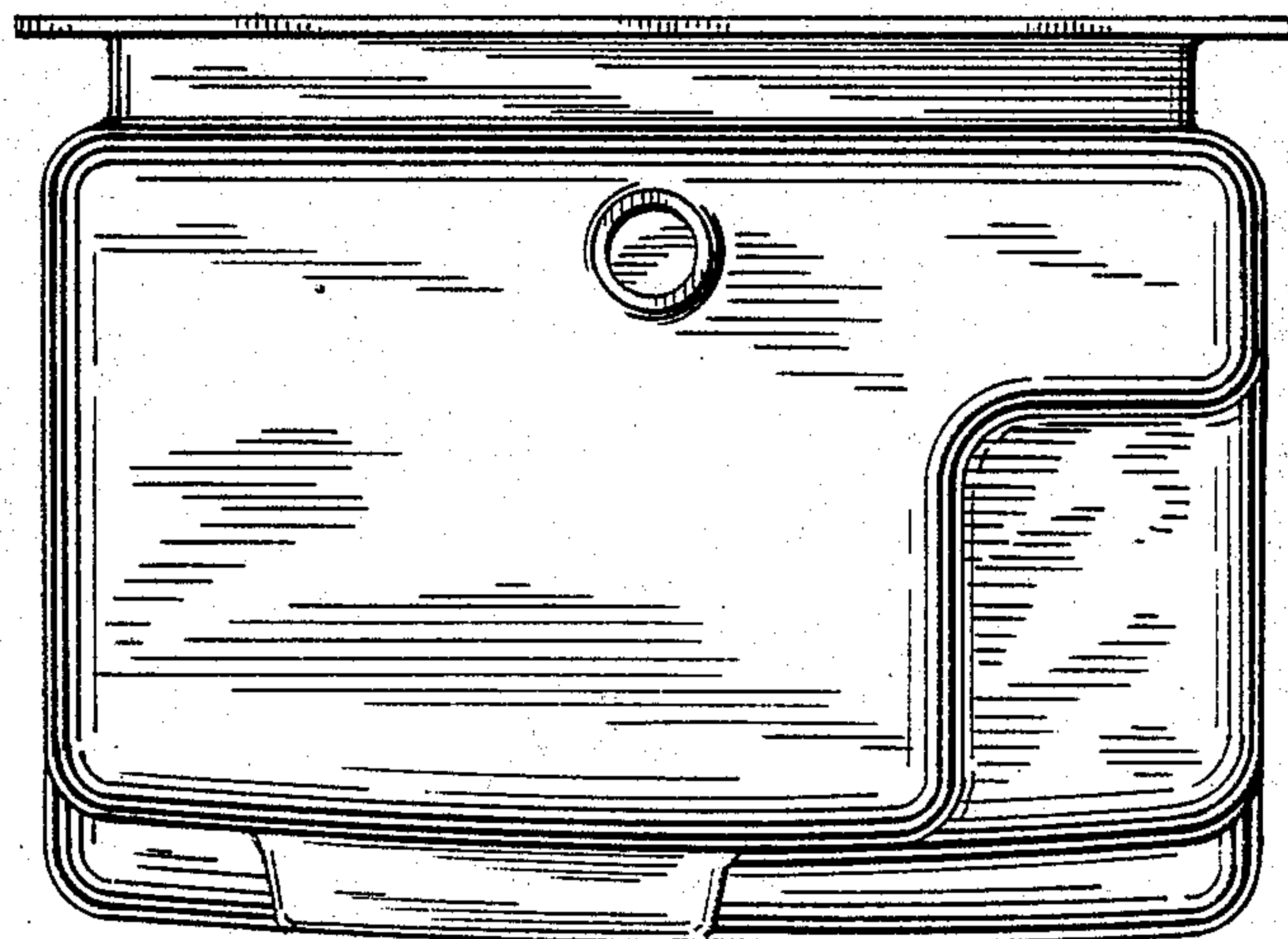


FIG. 9




FIG. 10




FIG. 11






FIG. 12