

[54] **NOVELTY TENNIS RACQUET**  
 [76] **Inventor: Henry C. Dolive, 43 Faren Dr., Highland Heights, Ky. 41076**  
 [\*\*] **Term: 14 Years**  
 [21] **Appl. No.: 809,417**  
 [22] **Filed: Dec. 16, 1985**  
 [52] **U.S. Cl. .... D21/212**  
 [58] **Field of Search ..... D21/212; D3/7; 273/73 R**

[56] **References Cited**  
**U.S. PATENT DOCUMENTS**  
 D. 102,163 12/1936 Hall ..... D21/212  
 2,210,493 8/1940 Lisi ..... D3/7

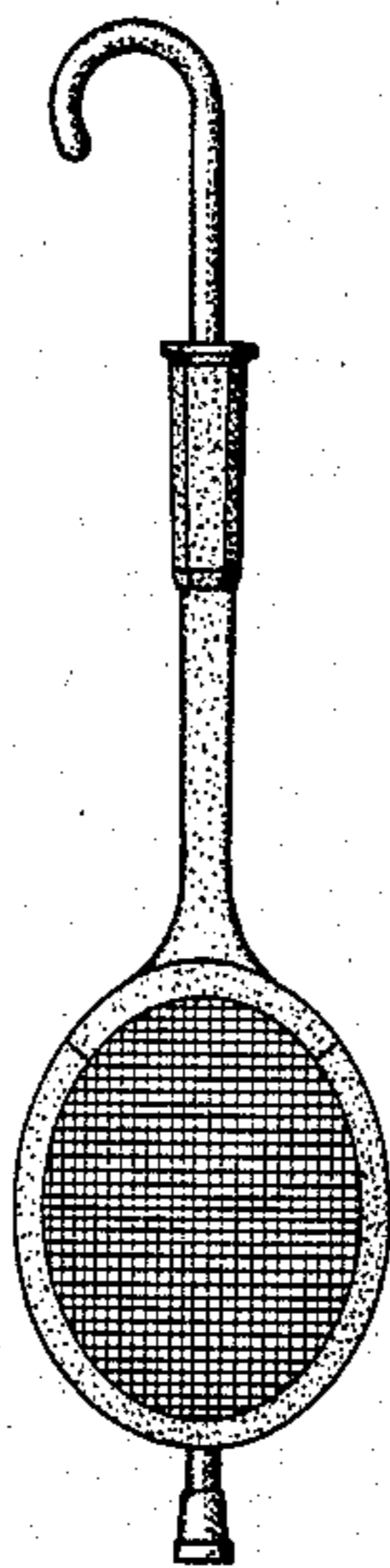
*Primary Examiner—Melvin B. Feifer*  
*Attorney, Agent, or Firm—Frost & Jacobs*

[57] **CLAIM**

The ornamental design for a novelty tennis racquet, as shown and described.

**DESCRIPTION**

FIG. 1 is a front elevational view of a novelty tennis racquet showing my new design.  
 FIG. 2 is a right side elevational view thereof.  
 FIG. 3 is a left side elevational view thereof.  
 FIG. 4 is a plan view thereof.  
 FIG. 5 is a bottom view thereof.  
 The back elevational view not shown is a mirror image of the front elevational view.



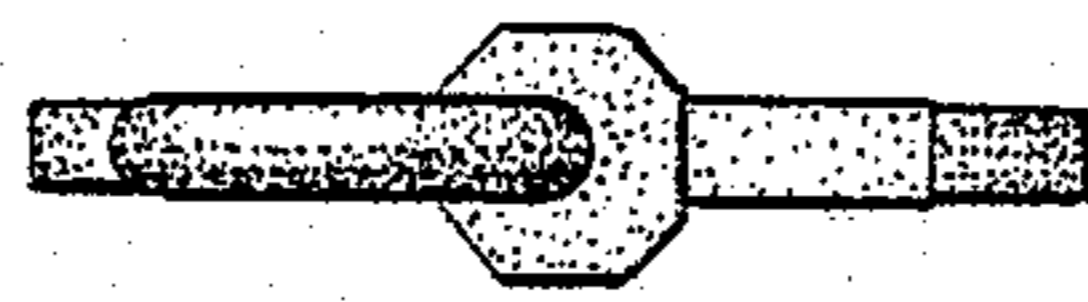


FIG. 4

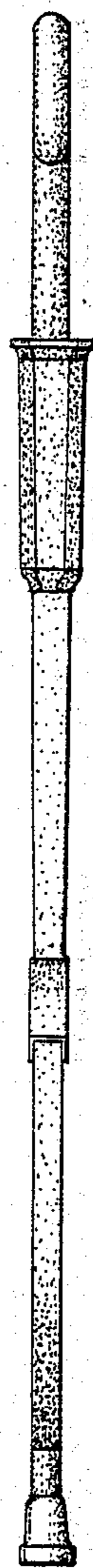


FIG. 3

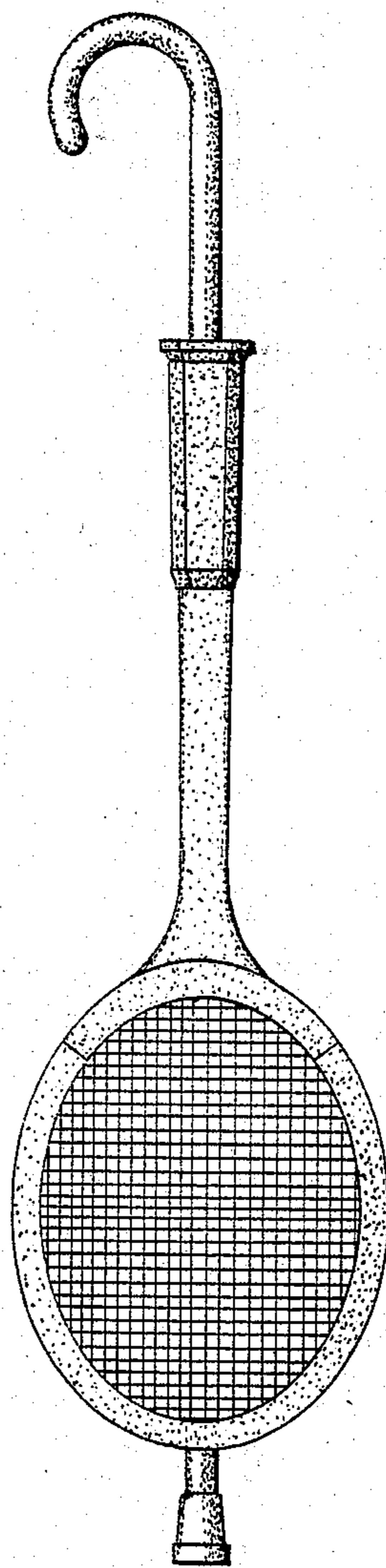


FIG. 1



FIG. 2

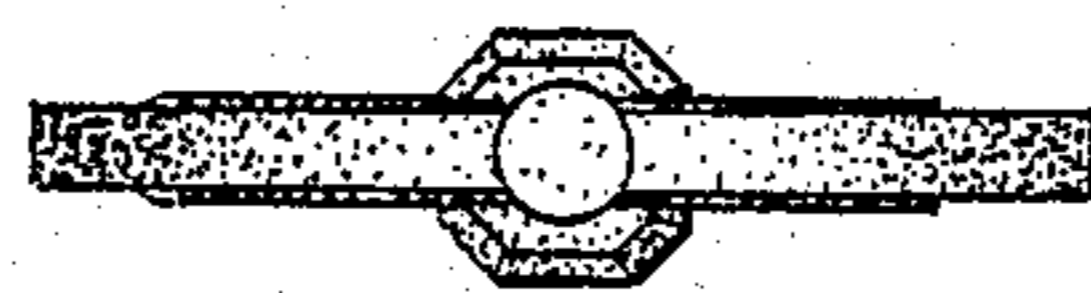


FIG. 5