

United States Patent [19]
Stoop

[11] **Patent Number: Des. 298,592**

[45] **Date of Patent: ** Nov. 22, 1988**

[54] **JAR**
[75] **Inventor: Petrus M. C. Stoop, Leerdam, Netherlands**
[73] **Assignee: N.V. Vereenigde Glasfabrieken (United Glassworks), Netherlands**

[**] **Term: 14 Years**

[21] **Appl. No.: 755,183**

[22] **Filed: Jul. 15, 1985**

[30] **Foreign Application Priority Data**

Jan. 31, 1985 [XH] Hague DM/004700

[52] **U.S. Cl. D6/349; D6/390**

[58] **Field of Search D9/349, 355, 352, 390, D9/399; D7/6, 15; 215/1 R, 1 A**

[56] **References Cited**

U.S. PATENT DOCUMENTS

D. 39,207	3/1908	Durand	D9/390
D. 68,085	9/1925	Bromley	D9/349
D. 97,469	11/1935	Durant	D9/352
D. 122,058	8/1940	Niver	D9/355
D. 128,153	7/1941	Arnold	D9/349
D. 226,370	2/1973	Cromb	D9/349

D. 230,953	3/1974	Edwards	D9/349
D. 235,193	5/1975	Edwards	D9/349
D. 241,011	8/1976	Pettengill	D9/355
D. 271,280	11/1983	Gaillot	D9/349
D. 289,259	4/1987	Strand	D9/349

OTHER PUBLICATIONS

Owens-Illinois Glass Co. Catalog bulletin 43, Feb. 1948, p. 8, item C-3093 Jar.

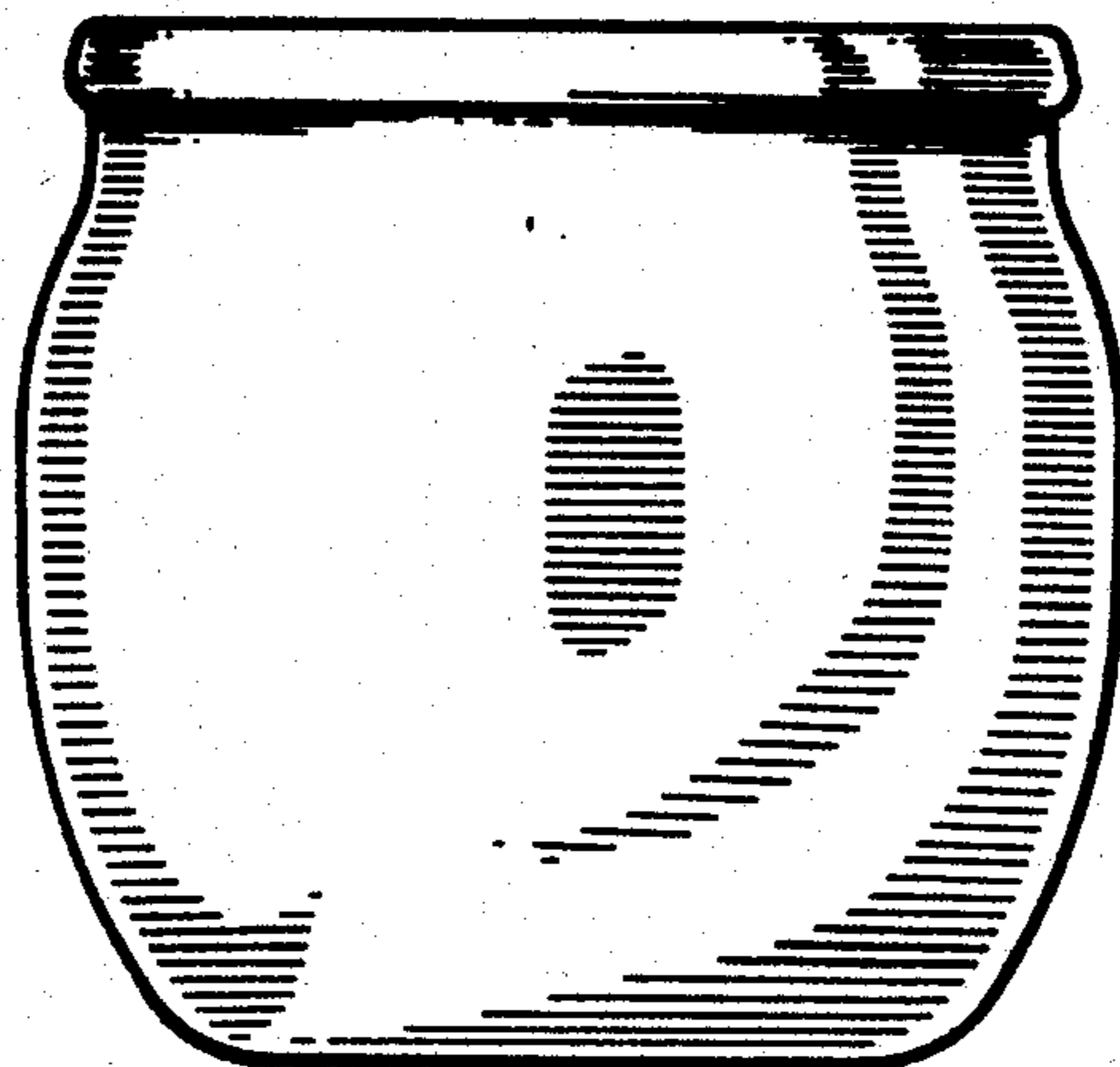
Primary Examiner—Bruce W. Dunkins
Attorney, Agent, or Firm—Lucas & Just

[57] **CLAIM**

The ornamental design for a jar, as shown and described.

DESCRIPTION

FIG. 1 is a side elevational view of a jar showing my design wherein the neck thereof is in the form suited for cooperation with a snap-on type closure;
FIG. 2 is a plan view thereof;
FIG. 3 is a side view of a jar showing a modified form of my design wherein the neck is in the form suited for a screw-on type closure; and
FIG. 4 is a plan view of the FIG. 3 embodiment.
The undisclosed side portions are like the side portions shown.






FIG. 1.




FIG. 3.

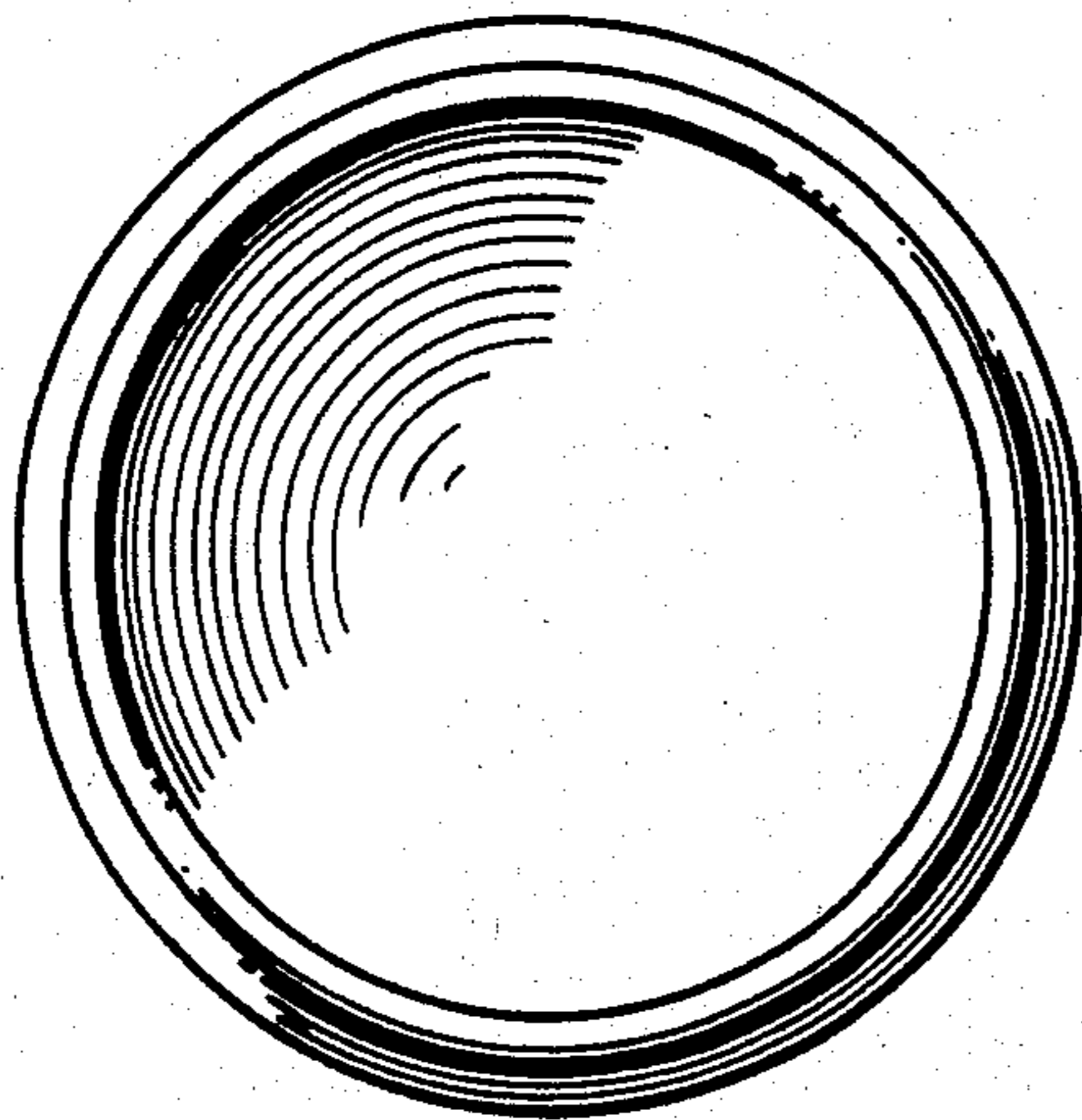


FIG. 2.

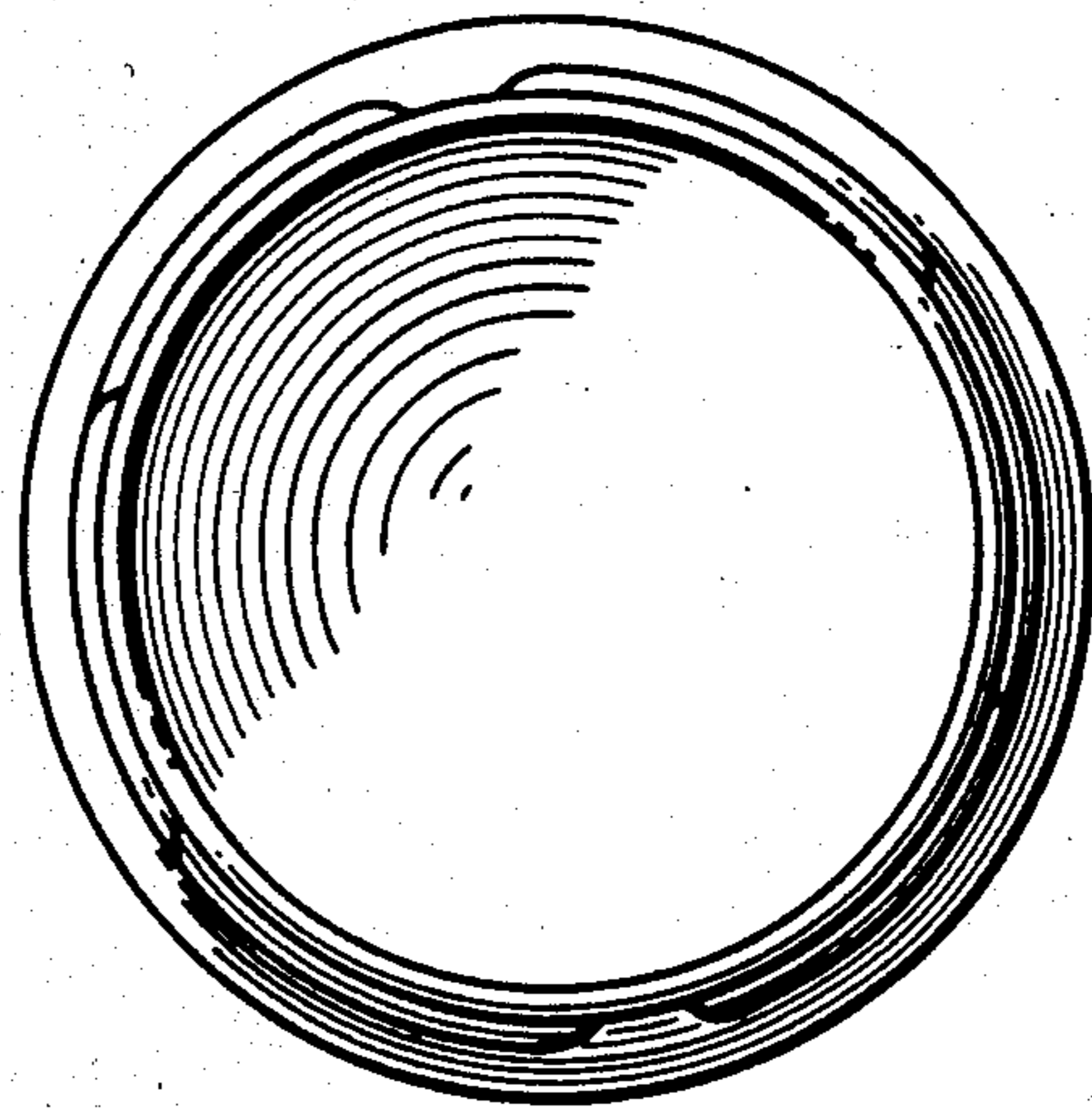


FIG. 4.