

# United States Patent [19]

Iten

[11] Patent Number: **Des. 298,576**

[45] Date of Patent: **\*\* Nov. 15, 1988**

[54] **EYEBROW SHAPER RAZOR**

[75] Inventor: **Clemens A. Iten, Staunton, Va.**

[73] Assignee: **American Safety Razor Company, Verona, Va.**

[\*\*] Term: **14 Years**

[21] Appl. No.: **869,942**

[22] Filed: **Jun. 2, 1986**

[52] U.S. Cl. .... **D28/45**

[58] Field of Search ..... **D28/44-54; 30/30, 32, 34 R, 34.1, 47, 84-86, 90**

[56] **References Cited**

**U.S. PATENT DOCUMENTS**

D. 110,158	6/1938	Stillwell	.....	D28/49
D. 159,994	9/1950	Lee	.....	D28/52
D. 199,242	9/1964	Mauro	.....	D28/45
2,022,638	11/1935	Porco	.....	30/32
2,547,376	4/1951	Crawford	.....	D28/44 X

2,741,028	4/1956	Carter	.....	D28/46
2,814,865	12/1957	Sunich	.....	30/30
2,866,984	1/1959	Plough	.....	30/30

*Primary Examiner*—Louis S. Zarfes  
*Attorney, Agent, or Firm*—Nixon & Vanderhye, P.C.

[57] **CLAIM**

The ornamental design for an eyebrow shaper razor, as shown and described.

**DESCRIPTION**

FIG. 1 is a left side elevational view of an eyebrow shaper razor showing my new design;  
FIG. 2 is a top plan view thereof;  
FIG. 3 is a bottom plan view thereof;  
FIG. 4 is a front elevational view thereof;  
FIG. 5 is a rear elevational view thereof;  
FIG. 6 is left side elevational view thereof.  
The broken line showing of a blade cover in FIG. 2 is for illustrative purposes only and forms no part of the claimed design.

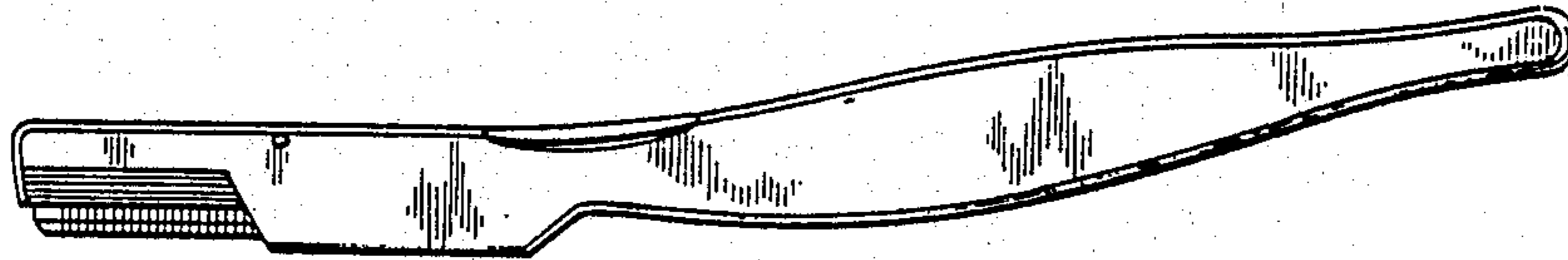


Fig. 1

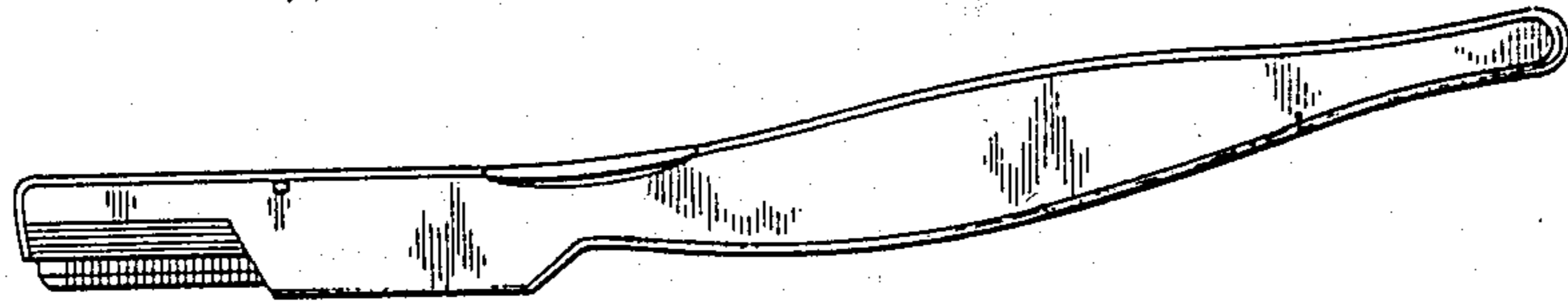


Fig. 2




Fig. 3

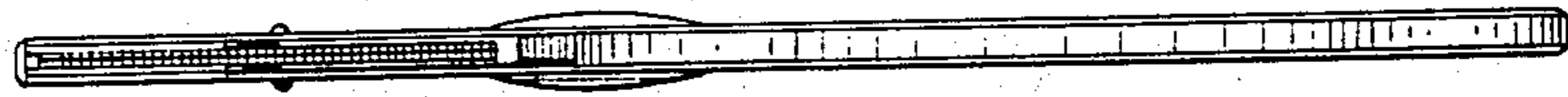


Fig. 4

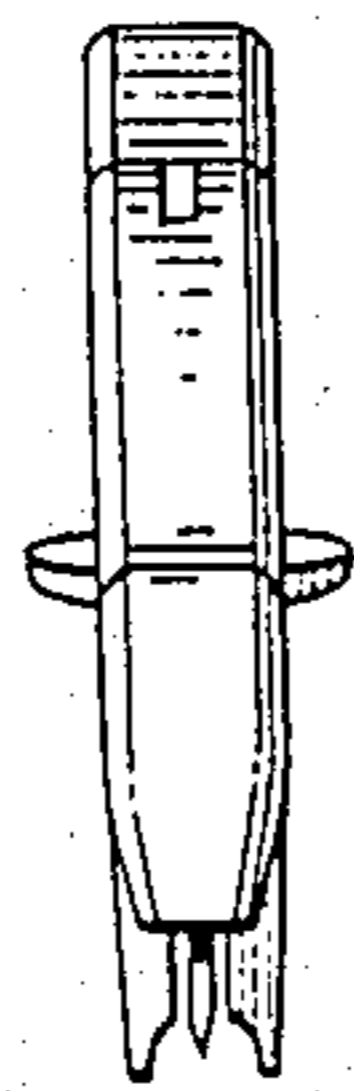


Fig. 5

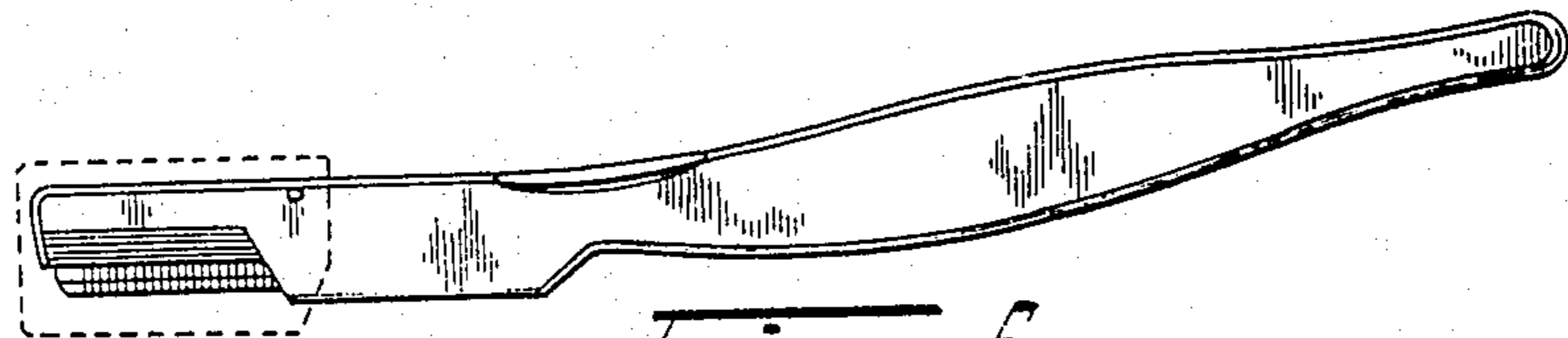
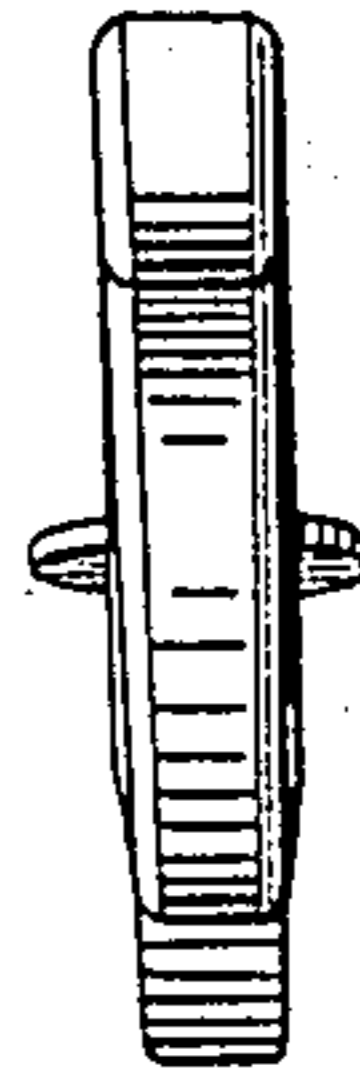


Fig. 6