

[54] **WATER CLOSET TANK**

[75] **Inventor: Herbert V. Kohler, Jr., Kohler, Wis.**  
 [73] **Assignee: Kohler Co., Kohler, Wis.**  
 [\*\*] **Term: 14 Years**  
 [21] **Appl. No.: 820,198**  
 [22] **Filed: Jan. 16, 1986**  
 [52] **U.S. Cl. .... D23/313**  
 [58] **Field of Search ..... D23/295, 298-301, D23/309-313; 4/300, 353, 354**

[56]

**References Cited**

**U.S. PATENT DOCUMENTS**

D. 26,841	3/1897	Hammann .....	D23/313
D. 45,085	12/1913	Cochran .....	D23/313
D. 186,707	11/1959	Harrison .....	D23/301
D. 198,018	4/1964	Wadsworth .....	D4/5
D. 215,656	10/1969	Armstrong .....	D23/301
D. 271,326	11/1983	Doman et al. ....	D23/65
D. 275,514	9/1984	Enthoven .....	D23/301
938,468	11/1909	Franzheim .....	D23/301 X
1,701,682	2/1929	Lawton .....	4/353
3,654,637	4/1972	Young .....	4/353
4,162,548	7/1979	Groombridge et al. ....	4/300

**FOREIGN PATENT DOCUMENTS**

610955	6/1978	U.S.S.R. ....	4/300
--------	--------	---------------	-------

**OTHER PUBLICATIONS**

A three page Sarreguemes advertisement disclosing the Aqualine Tank, undated, admitted prior art.  
 A one page Puravit advertisement showing the Lago Tank, undated, admitted prior art.  
 A one page Keramag advertisement showing several Keramag Toilet Tanks, undated, admitted prior art.  
 Page 9-13 from a Kohler Co. K-400 catalog, dated 1985, showing the Wellworth Toilet Tank.  
 Page 71 from a Kohler Co. K-300 catalog, dated Apr. 1981, showing the Cayuga Toilet.

*Primary Examiner*—James R. Largen  
*Attorney, Agent, or Firm*—Quarles & Brady

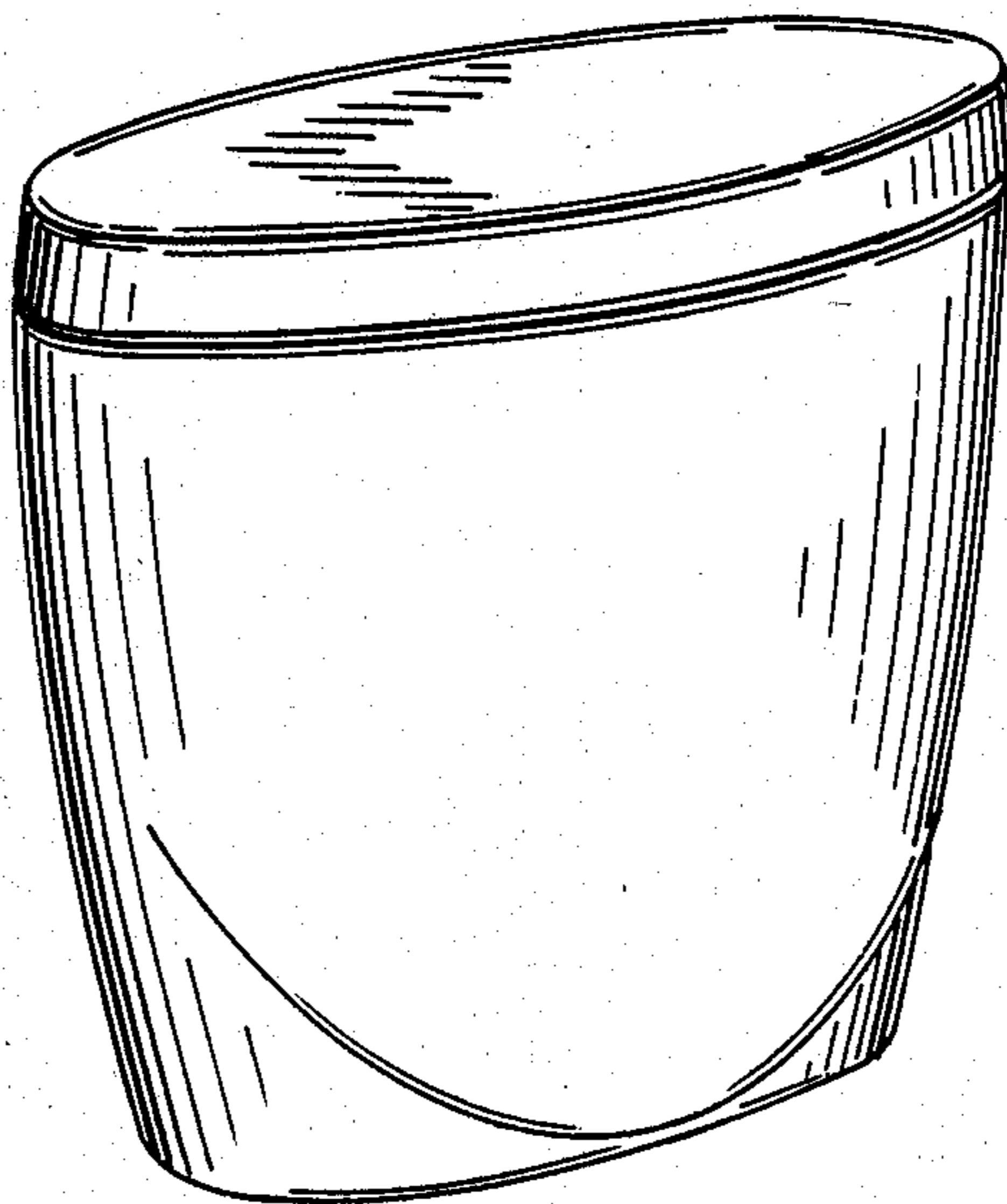
[57]

**CLAIM**

The ornamental design for a water closet tank, as shown and described.

**DESCRIPTION**

FIG. 1 is a top perspective view of a water closet tank showing our new design;  
 FIG. 2 is a front elevational view thereof, the rear elevational view being the mirror image thereof;  
 FIG. 3 is a left side elevational view thereof, the right side being the mirror image of the left side;  
 FIG. 4 is a top plan view thereof; and  
 FIG. 5 is a bottom plan view thereof.  
 The broken line representations of fitting holes in FIG. 5 are for purposes of illustration only.



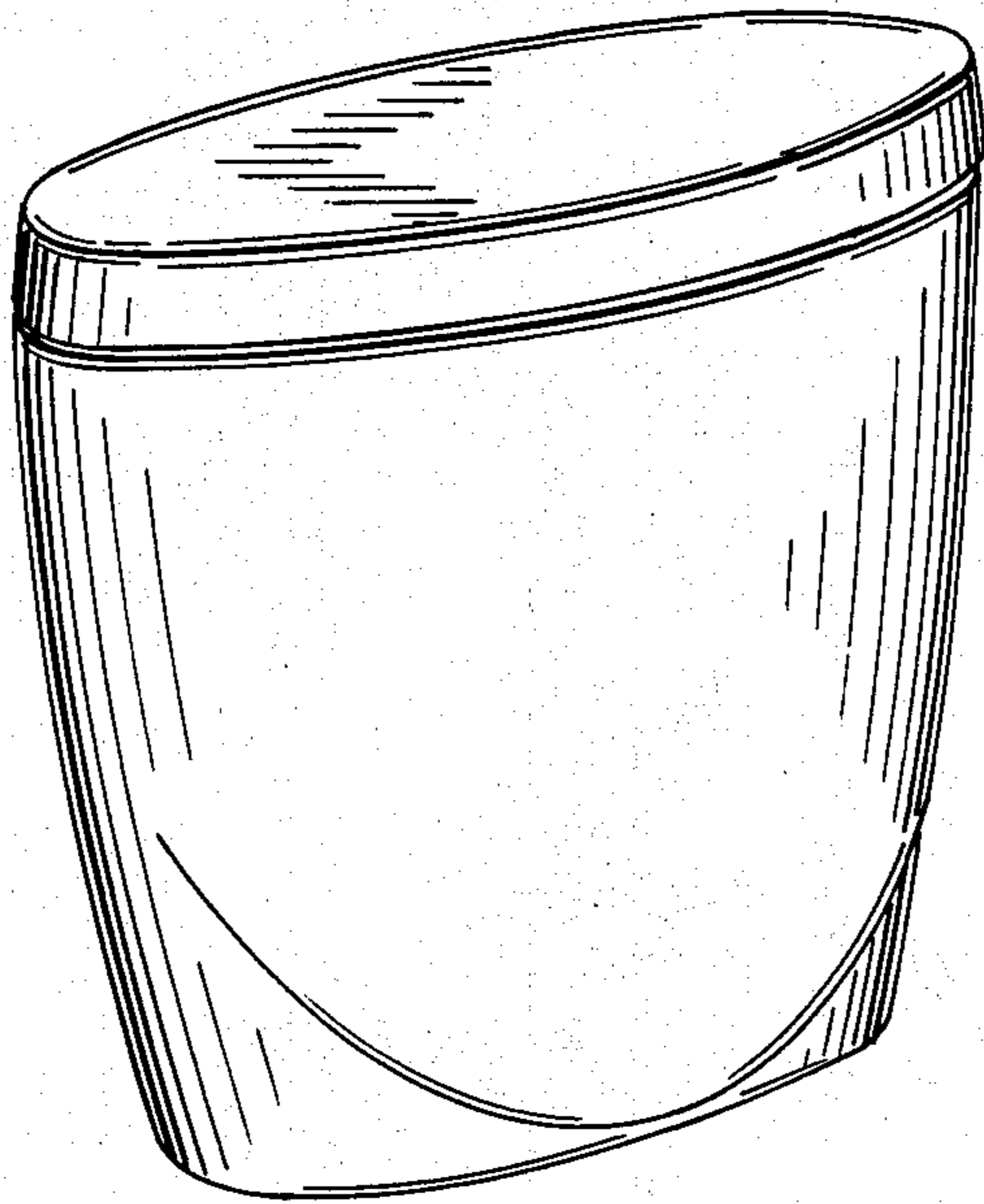


FIG. 1

FIG. 2

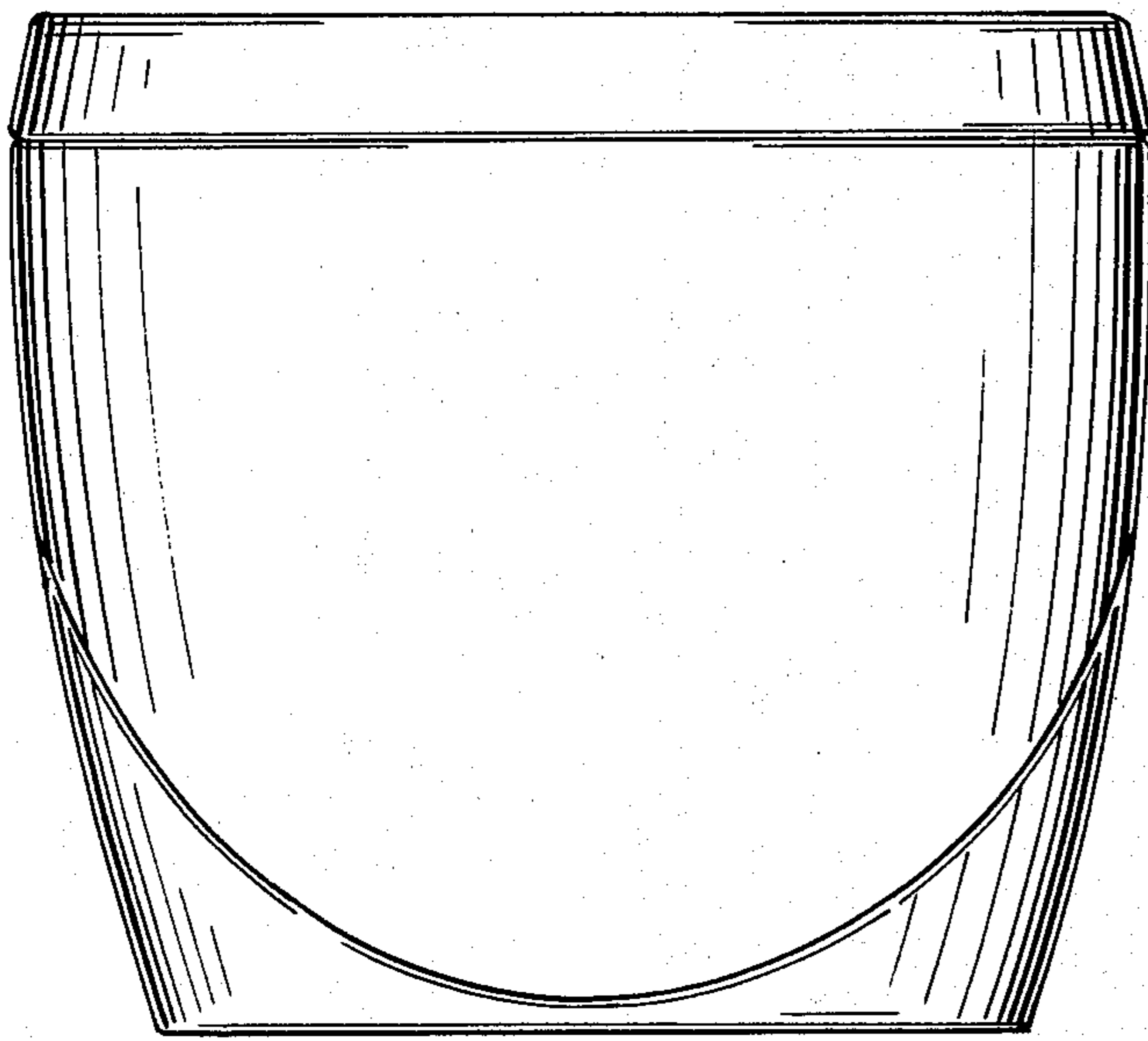


FIG. 3

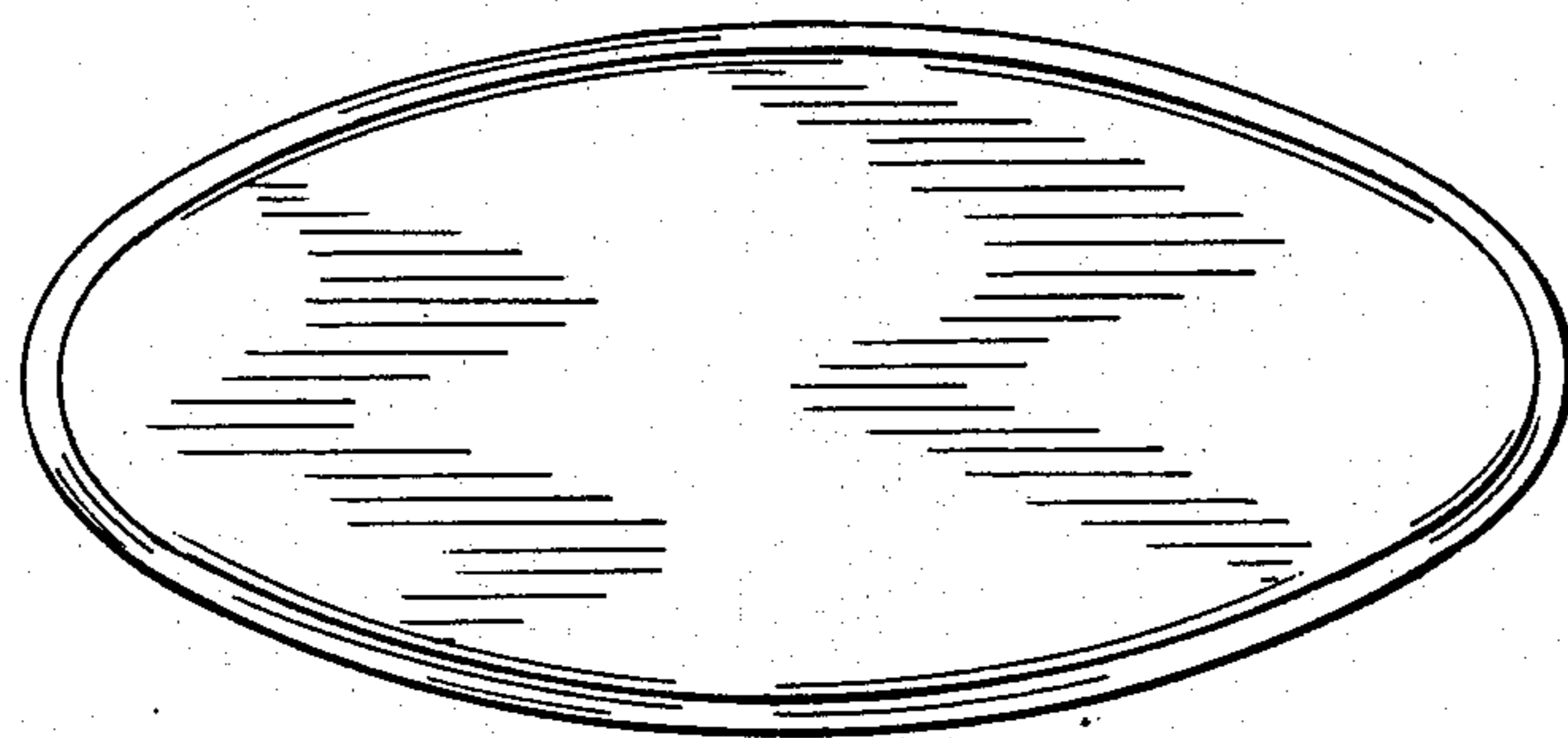
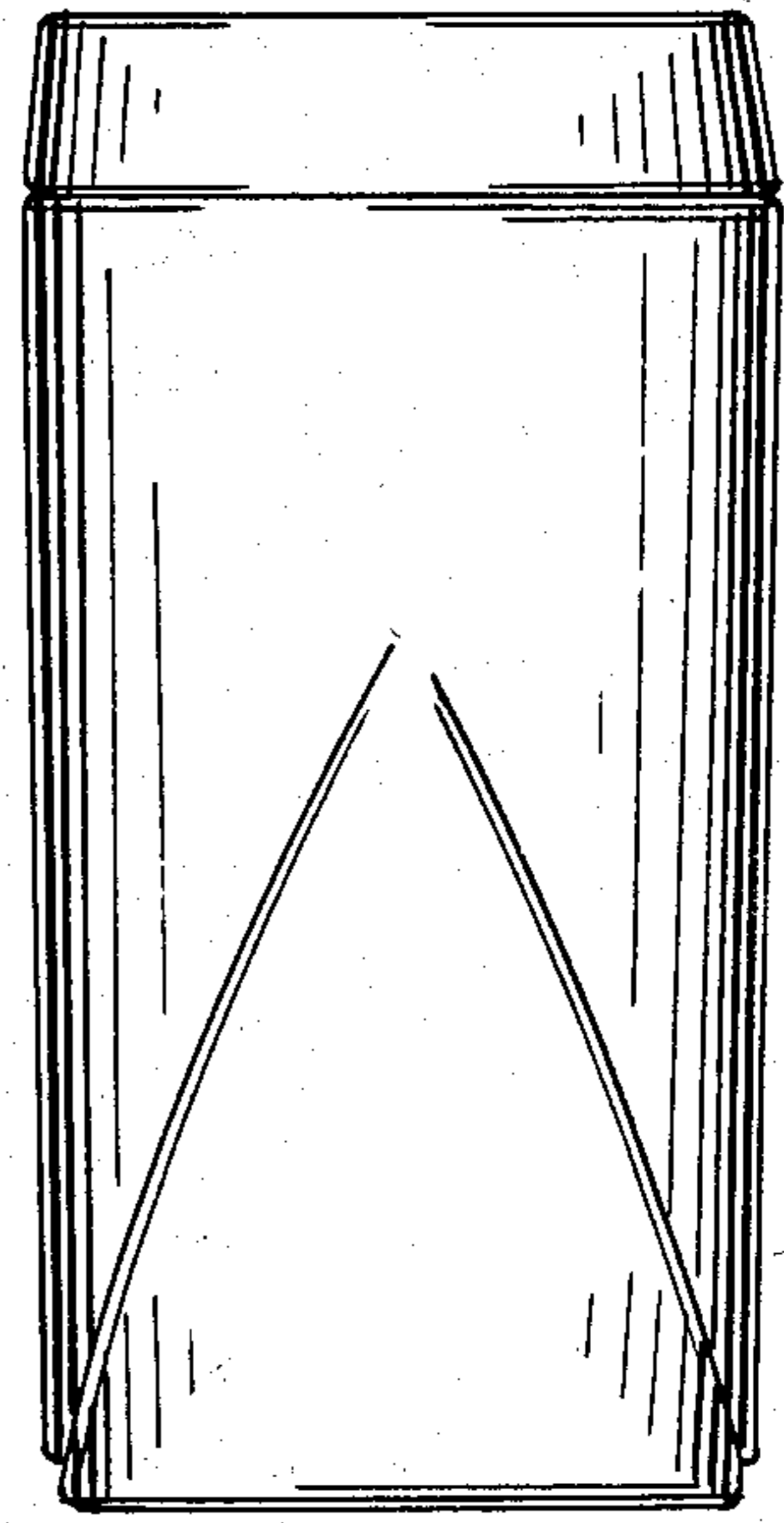


FIG. 4

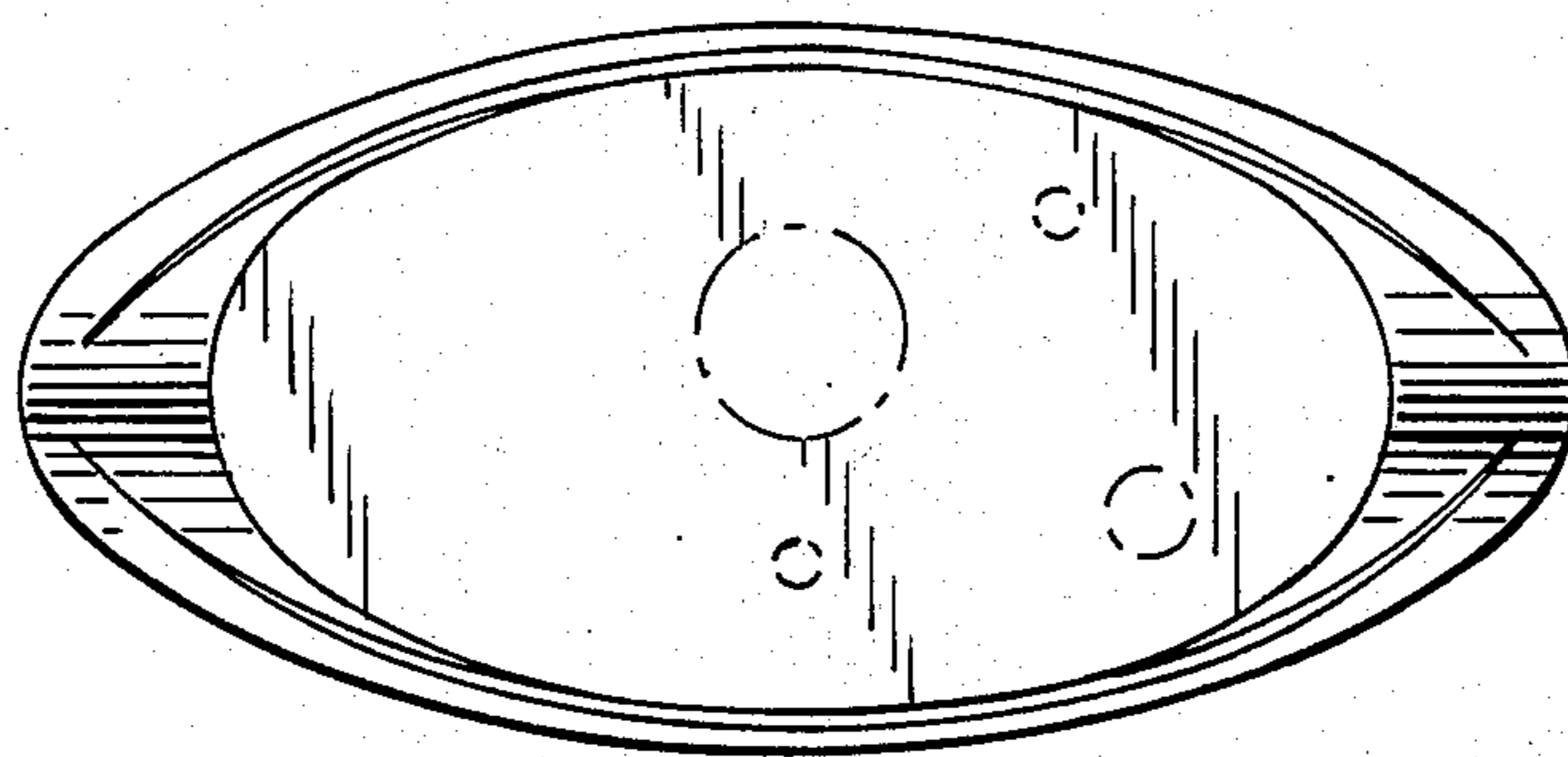


FIG. 5

UNITED STATES PATENT AND TRADEMARK OFFICE  
**CERTIFICATE OF CORRECTION**

PATENT NO. : Des. 298,565

DATED : November 15, 1988

INVENTOR(S) : Herbert V. Kohler, Jr. and Mary J. Reid

It is certified that error appears in the above-identified patent and that said Letters Patent is hereby corrected as shown below:

On the Title page

Under UNITED STATES PATENT [19] - Kohler, Jr. should read  
Kohler, Jr. et al,

[75] Inventor: Herbert V. Kohler, Jr., Kohler, Wis.  
should read

[75] Inventors: Herbert V. Kohler, Jr., Kohler;  
Mary J. Reid, Sheboygan, both of Wis.

Signed and Sealed this  
Twenty-third Day of March, 1993

*Attest:*

STEPHEN G. KUNIN

*Attesting Officer*

*Acting Commissioner of Patents and Trademarks*