

United States Patent [19]

Paul

[11] Patent Number: **Des. 298,564**

[45] Date of Patent: **** Nov. 15, 1988**

[54] **FAUCET KNOB**

[75] Inventor: **Stanley M. Paul, Rye, N.Y.**

[73] Assignee: **Paul Associates, Inc., Long Island City, N.Y.**

[**] Term: **14 Years**

[21] Appl. No.: **879,139**

[22] Filed: **Jun. 26, 1986**

[52] U.S. Cl. **D23/254; D8/307; D23/250**

[58] Field of Search **D8/300, 307, 310-312; D23/250, 254; 16/110 R, 111 R, 118, 121, 124, 126, 127**

[56] **References Cited**

U.S. PATENT DOCUMENTS

D. 047,069	3/1915	Burns	D8/312
D. 066,978	4/1925	Martin	D8/307
D. 072,772	5/1927	Kipper	D8/307
D. 126,074	3/1941	Judell et al.	D23/254
D. 162,273	2/1951	Young	D23/254

D. 262,804	1/1982	Gleason	.
D. 268,517	4/1983	Thompson et al. D23/254
D. 290,494	6/1987	Dragos D23/250
1,639,159	8/1927	Anderson 16/121
3,487,496	1/1970	Guyton et al.	.

OTHER PUBLICATIONS

Paul Associates cat.; 12/1/82; p. 7, Escutcheon (lower right).

Trimco catalog, p. 50; Knob 7408 (bottom center).

Schlage cat.; p. 43; Knob & Rose 55 (left of center).

Primary Examiner—B. J. Bullock

Attorney, Agent, or Firm—Darby & Darby

[57] **CLAIM**

The ornamental design for a faucet knob, as shown and described.

DESCRIPTION

FIG. 1 is a perspective view of a faucet knob showing my new design;

FIG. 2 is an enlarged side view thereof;

FIG. 3 is an enlarged top view thereof;

FIG. 4 is an enlarged bottom view thereof;

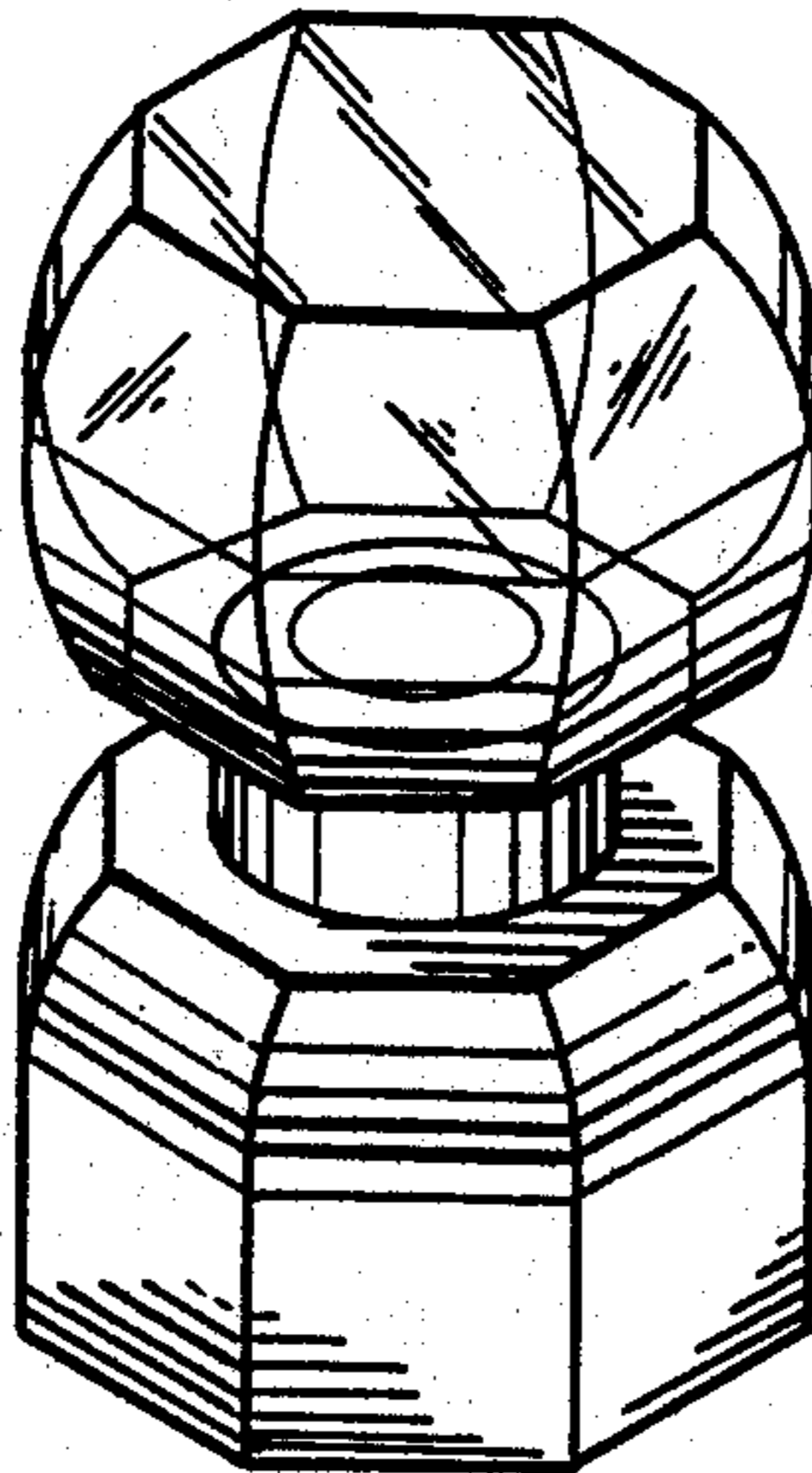


FIG. 1

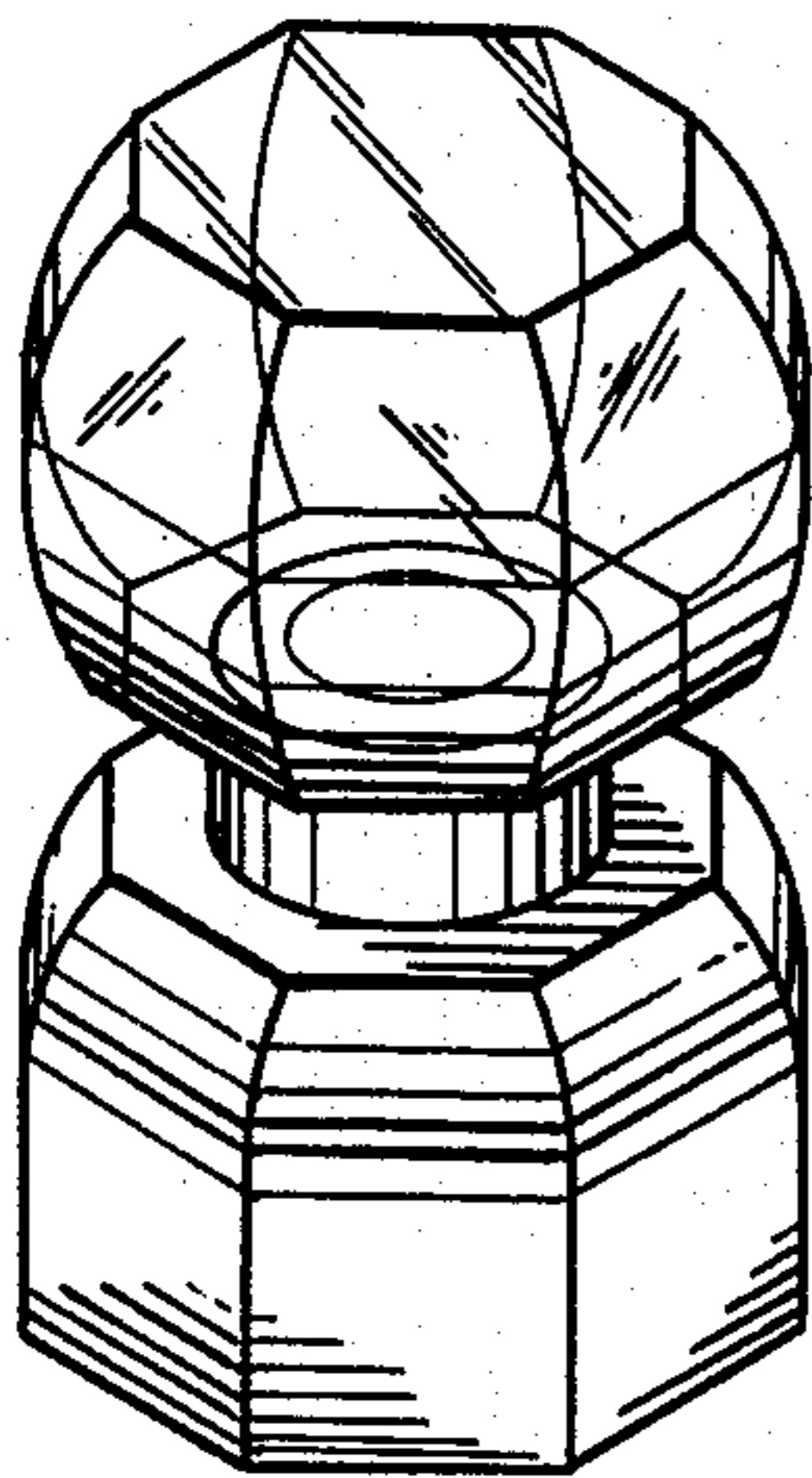


FIG. 2

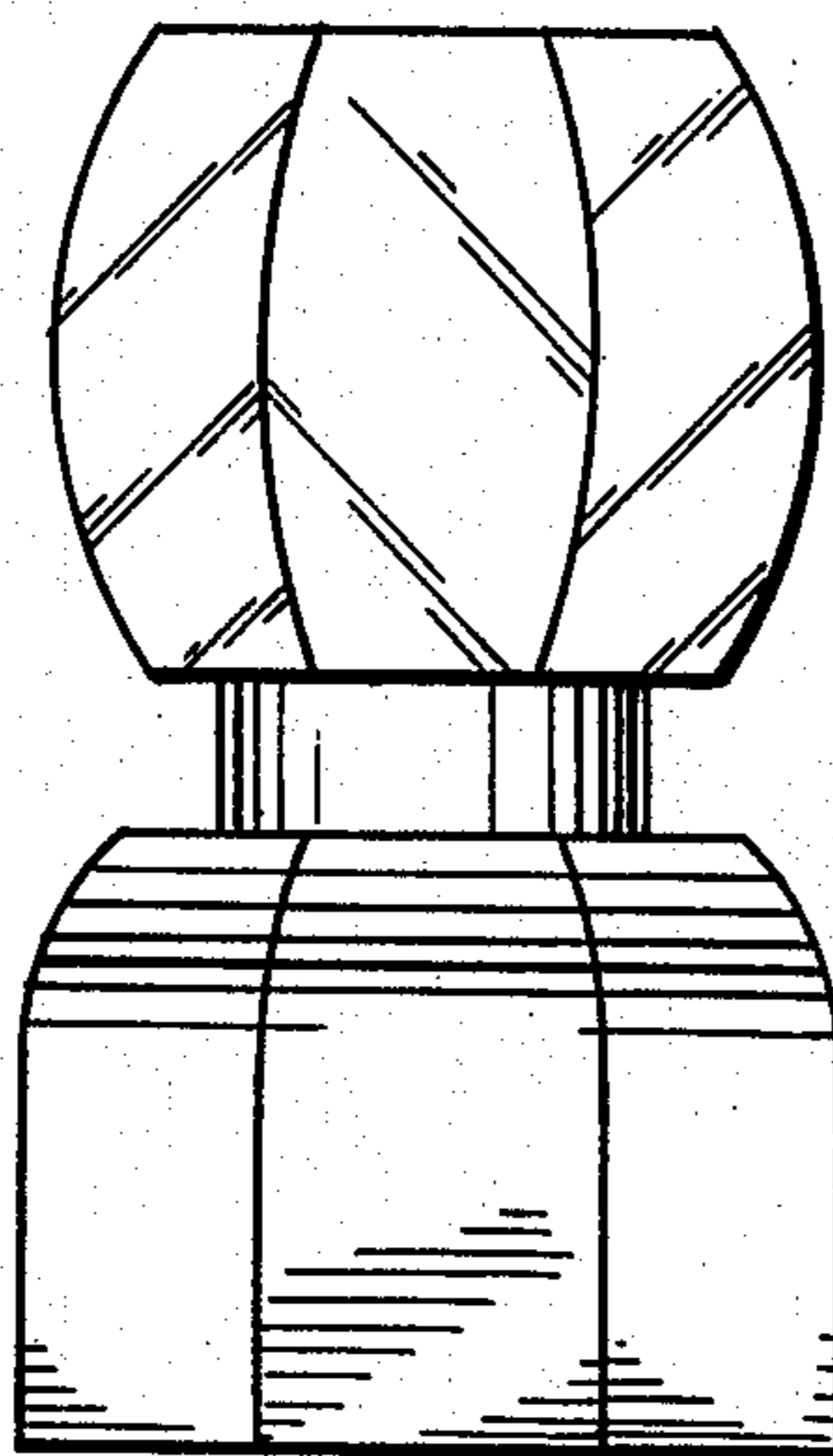


FIG. 3




FIG. 4

