

**United States Patent** [19]  
**Lepper**

[11] **Patent Number: Des. 298,549**

[45] **Date of Patent: \*\* Nov. 15, 1988**

[54] **DOCUMENT ATTACHABLE CALLING CARD**

[76] **Inventor: Cheryl E. Lepper, 524 W. 17th St., Spokane, Wash. 99203**

[\*\*] **Term: 14 Years**

[21] **Appl. No.: 805,128**

[22] **Filed: Nov. 12, 1985**

[52] **U.S. Cl. .... D19/1; D19/9; D19/32; D20/27**

[58] **Field of Search .... D19/32, 65, 34, 99, D19/3, 33, 26, 1, 2, 90, 91, 86, 9, 10; 229/92.8, 72; 24/67.9, 67 CF, DIG. 28; 116/234, 237; 40/10 R, 10 B, 23 A; D8/395; D20/27, 40, 42**

[56] **References Cited**

**U.S. PATENT DOCUMENTS**

D. 85,300 10/1931 Ottinger ..... D19/3 X  
975,627 11/1910 McCloy ..... 229/72  
1,110,906 9/1914 Deal ..... 24/67.9 X  
1,468,685 9/1923 Wise ..... 116/234  
1,672,113 6/1928 Catherman ..... 116/234

1,774,215 8/1930 Weinthrop ..... 229/72 X  
2,323,653 7/1943 Fowler, Jr. .... 24/67.9 X  
2,418,421 4/1947 Murray ..... 24/67 CF X  
3,298,714 1/1967 Celmer ..... 116/234 X

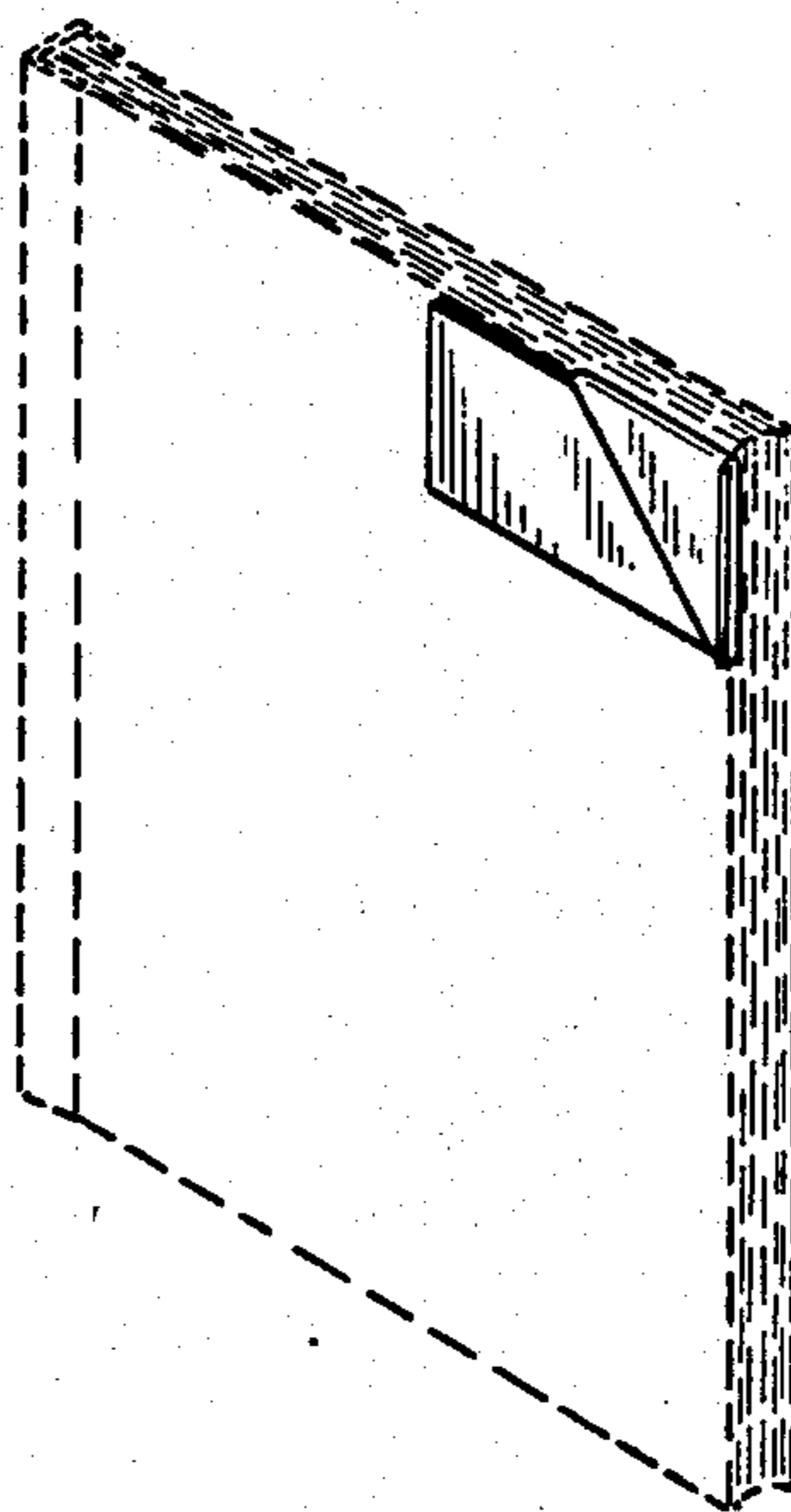
*Primary Examiner*—Winifred E. Herrmann  
*Attorney, Agent, or Firm*—Zarley, McKee, Thomte  
Voorhees & Sease

[57] **CLAIM**

The ornamental design for a document attachable calling card, as shown and described.

**DESCRIPTION**

FIG. 1 is a front perspective view of a document attachable calling card showing my new design; FIG. 2 is a front elevational view thereof; FIG. 3 is a side elevational view thereof; FIG. 4 is a rear elevational view thereof; FIG. 5 is the opposite side elevational view thereof; FIG. 6 is a top view thereof; FIG. 7 is a bottom view thereof; and The broken line showing of the book is for illustrative purposes only and forms no part of the claimed design.



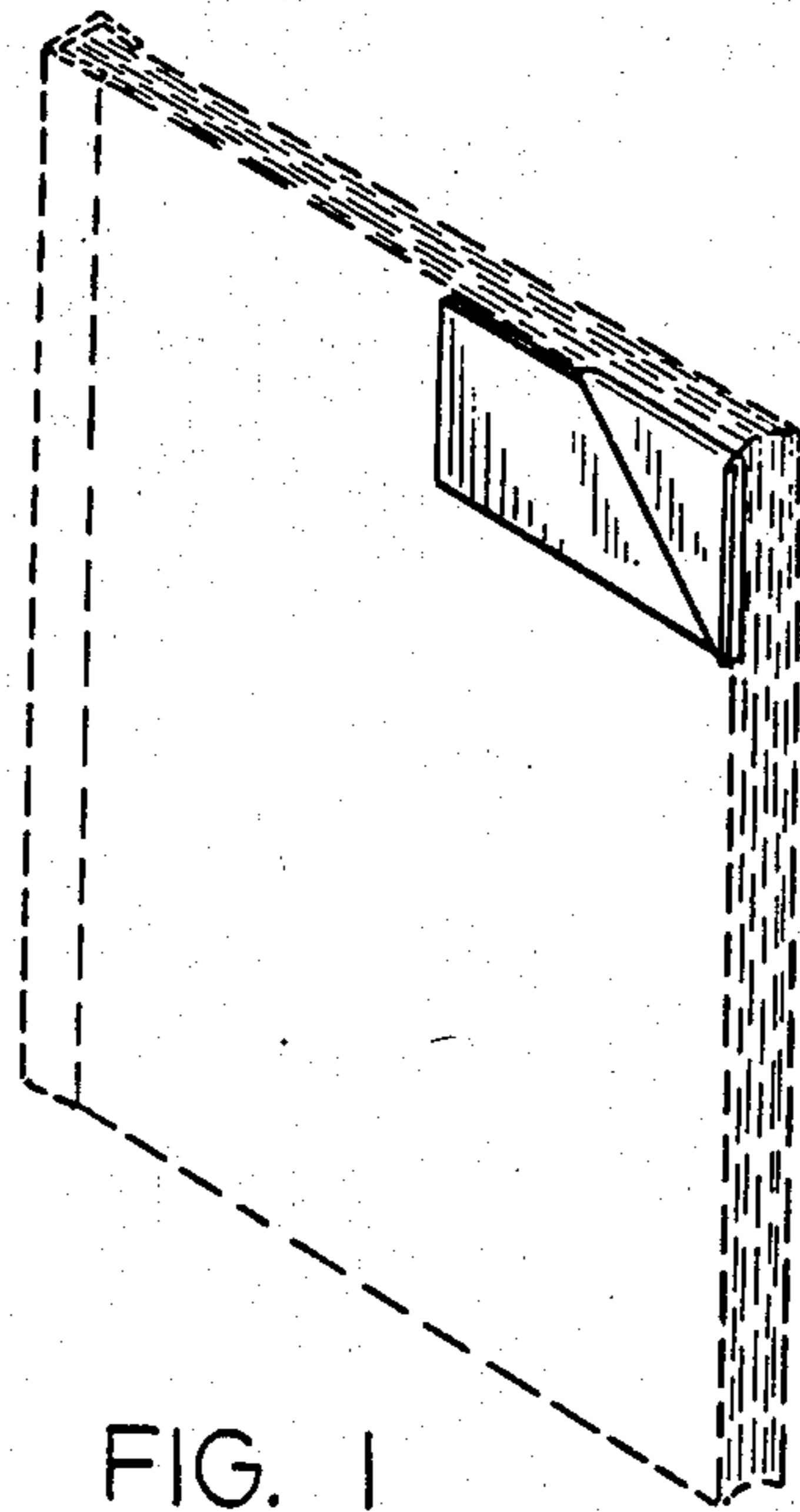


FIG. 1

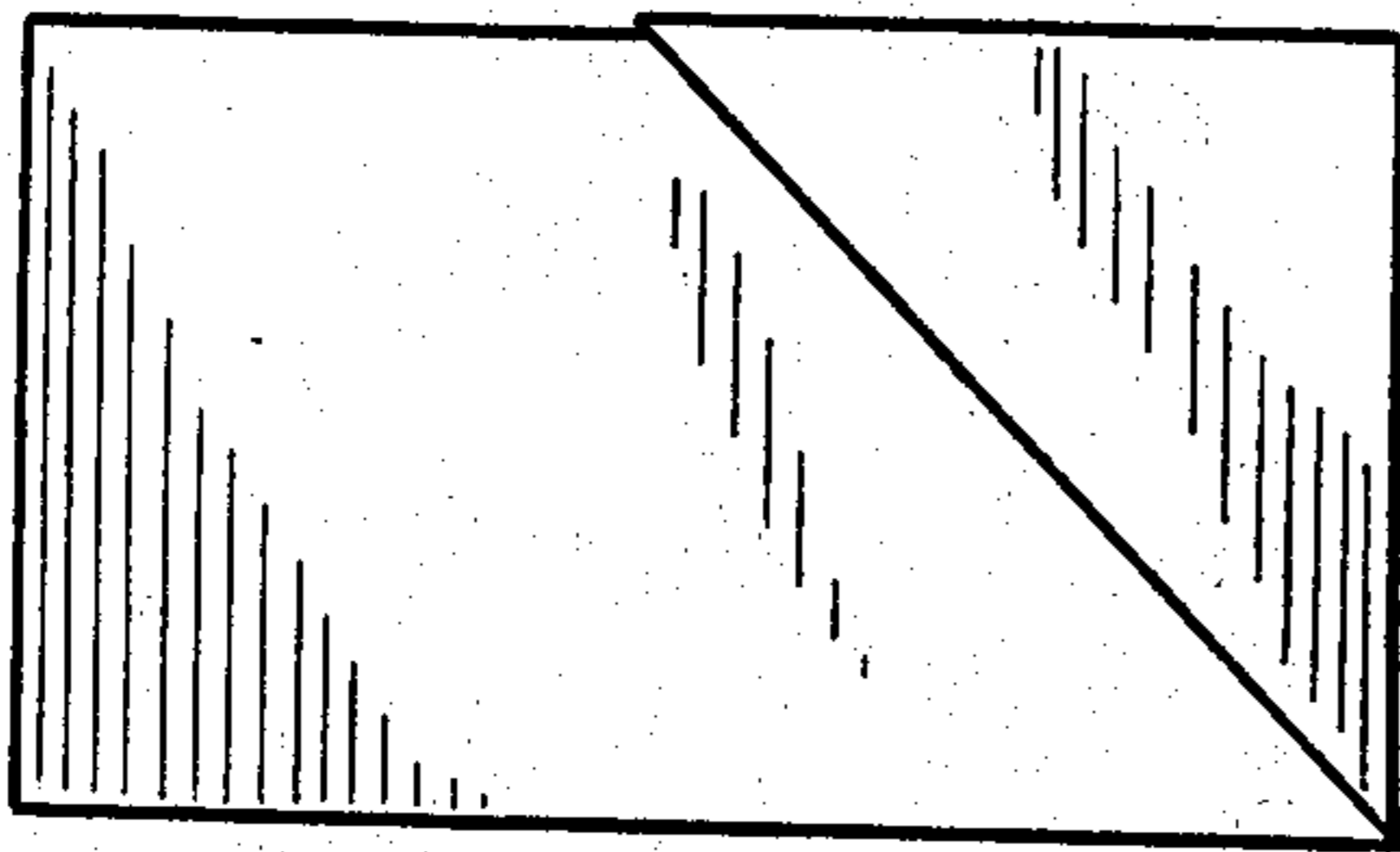


FIG. 2



FIG. 3

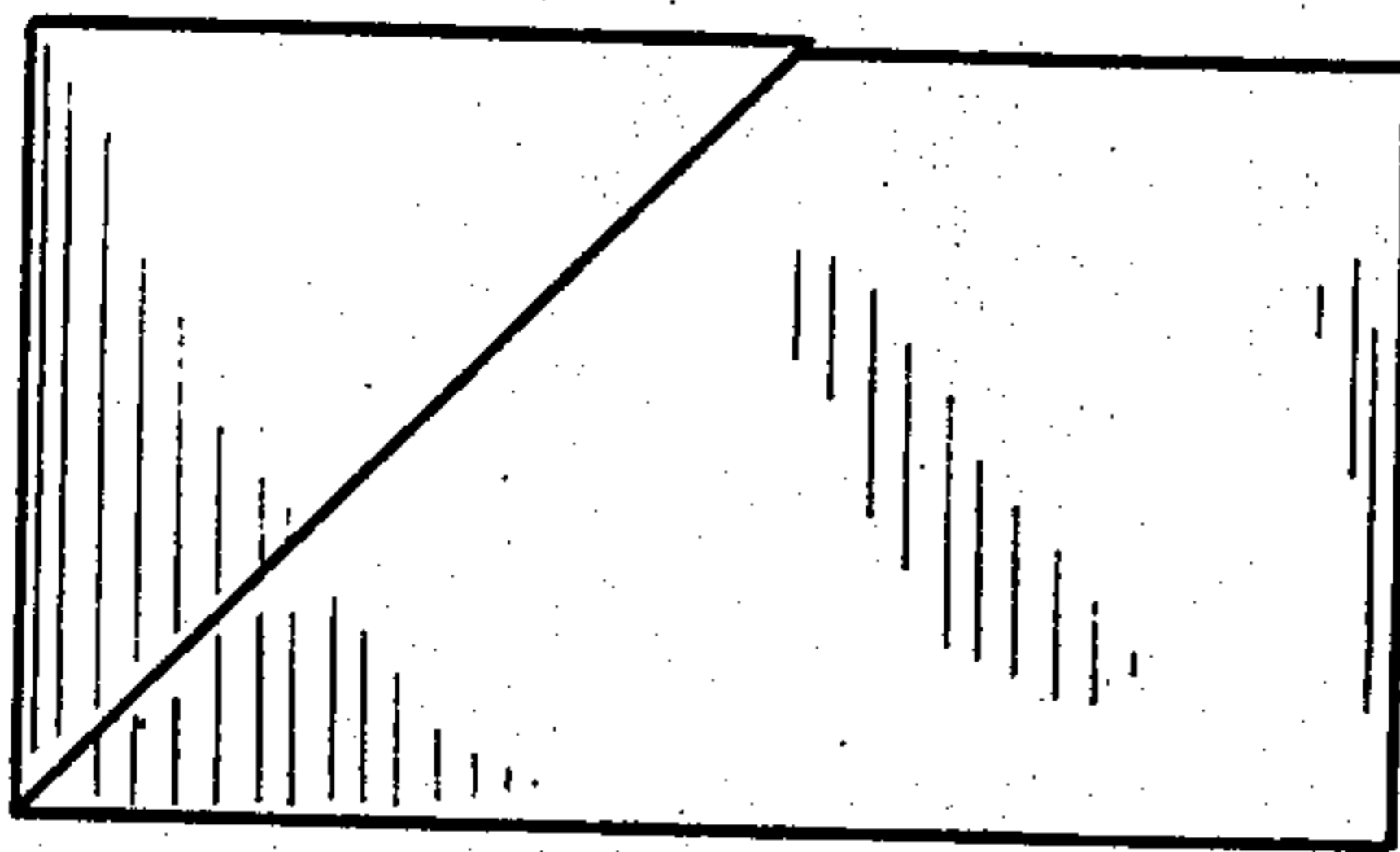


FIG. 4



FIG. 5

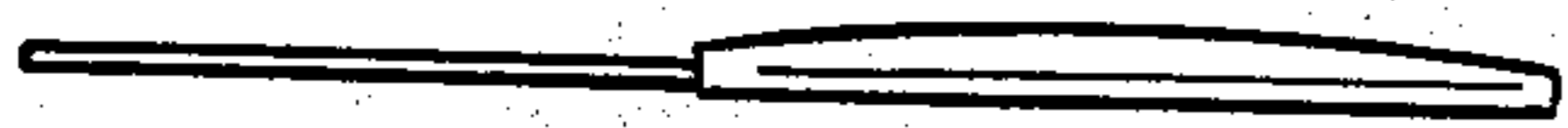


FIG. 6



FIG. 7