

United States Patent [19]

Yoshioka et al.

[11] Patent Number: **Des. 298,546**

[45] Date of Patent: **** Nov. 15, 1988**

[54] **DESK-TOP ELECTRONIC CALCULATOR**

[75] Inventors: **Eiichi Yoshioka, Abiko; Keiko Takemata, Tokyo; Akihiko Kobayashi, Mitaka; Takeshi Hasegawa, Yokohama, all of Japan**

[73] Assignee: **Canon Kabushiki Kaisha, Tokyo, Japan**

[**] Term: **14 Years**

[21] Appl. No.: **852,492**

[22] Filed: **Apr. 15, 1986**

[30] **Foreign Application Priority Data**

Oct. 17, 1985 [JP] Japan 60-43786

[52] U.S. Cl. **D18/7**

[58] Field of Search **D18/2, 6-12; D10/46.1; D14/100; 200/5 A; 364/706-710**

[56] **References Cited**

U.S. PATENT DOCUMENTS

D. 256,694 9/1980 Kitai D18/7

D. 282,853 3/1986 Yoshioka et al. D18/7

D. 289,045 3/1987 Brown D18/7 X

D. 289,903 5/1987 Kikuchi et al. D18/7

Primary Examiner—Louis S. Zarfes

Attorney, Agent, or Firm—Fitzpatrick, Cella, Harper & Scinto

[57] **CLAIM**

The ornamental design for a desk-top electronic calculator, as shown and described.

DESCRIPTION

FIG. 1 is a front elevational view of a desk-top electronic calculator showing our new design;

FIG. 2 is a rear elevational view thereof.

FIG. 3 is a top plan view thereof;

FIG. 4 is a bottom plan view thereof;

FIG. 5 is a side elevational view as seen from the left of FIG. 1;

FIG. 6 is a side elevational view as seen from the right of FIG. 1 and

FIG. 7 is a perspective view of the desk-top electronic calculator.




FIG. 1




FIG. 2




FIG. 3

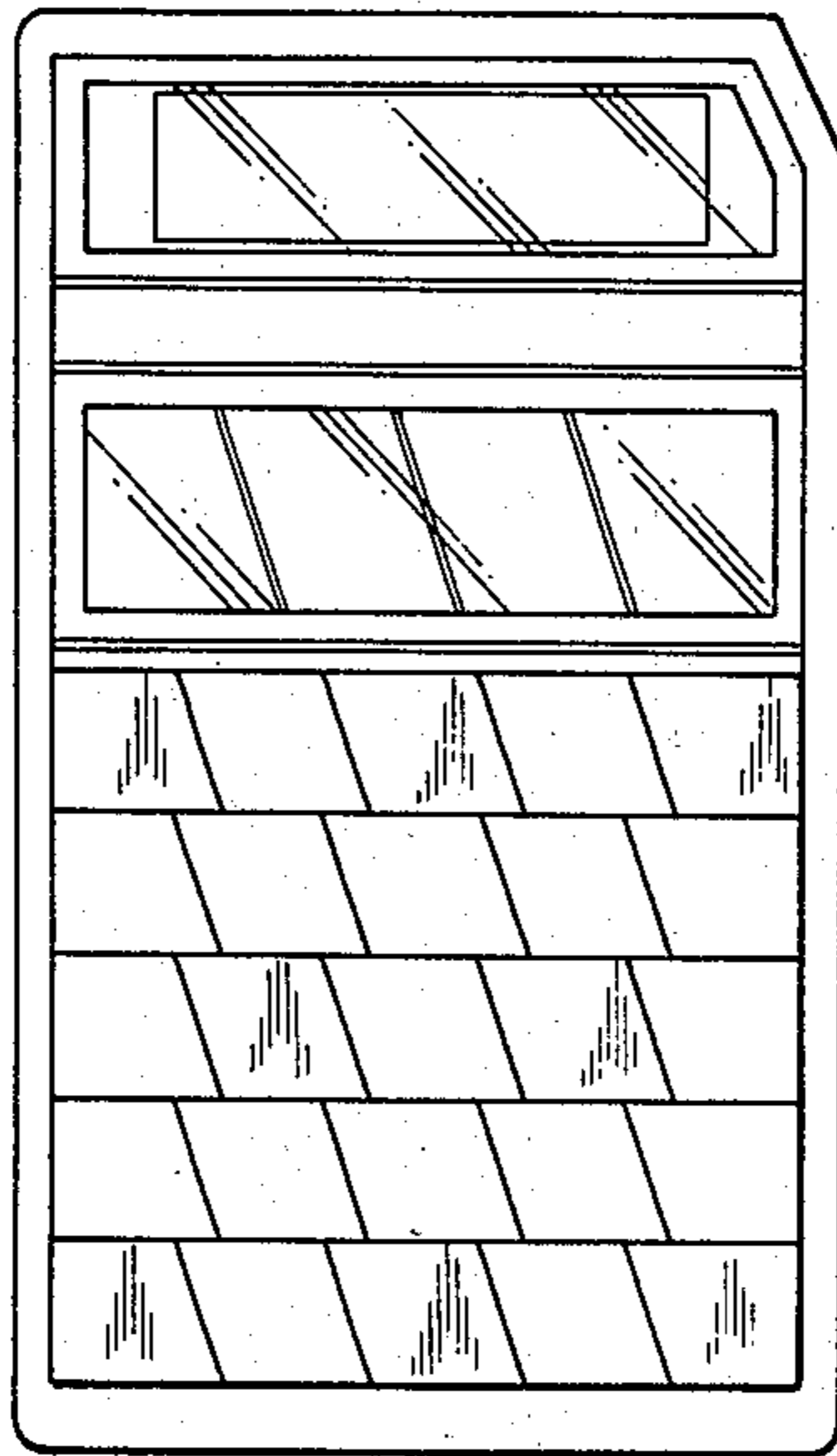


FIG. 4

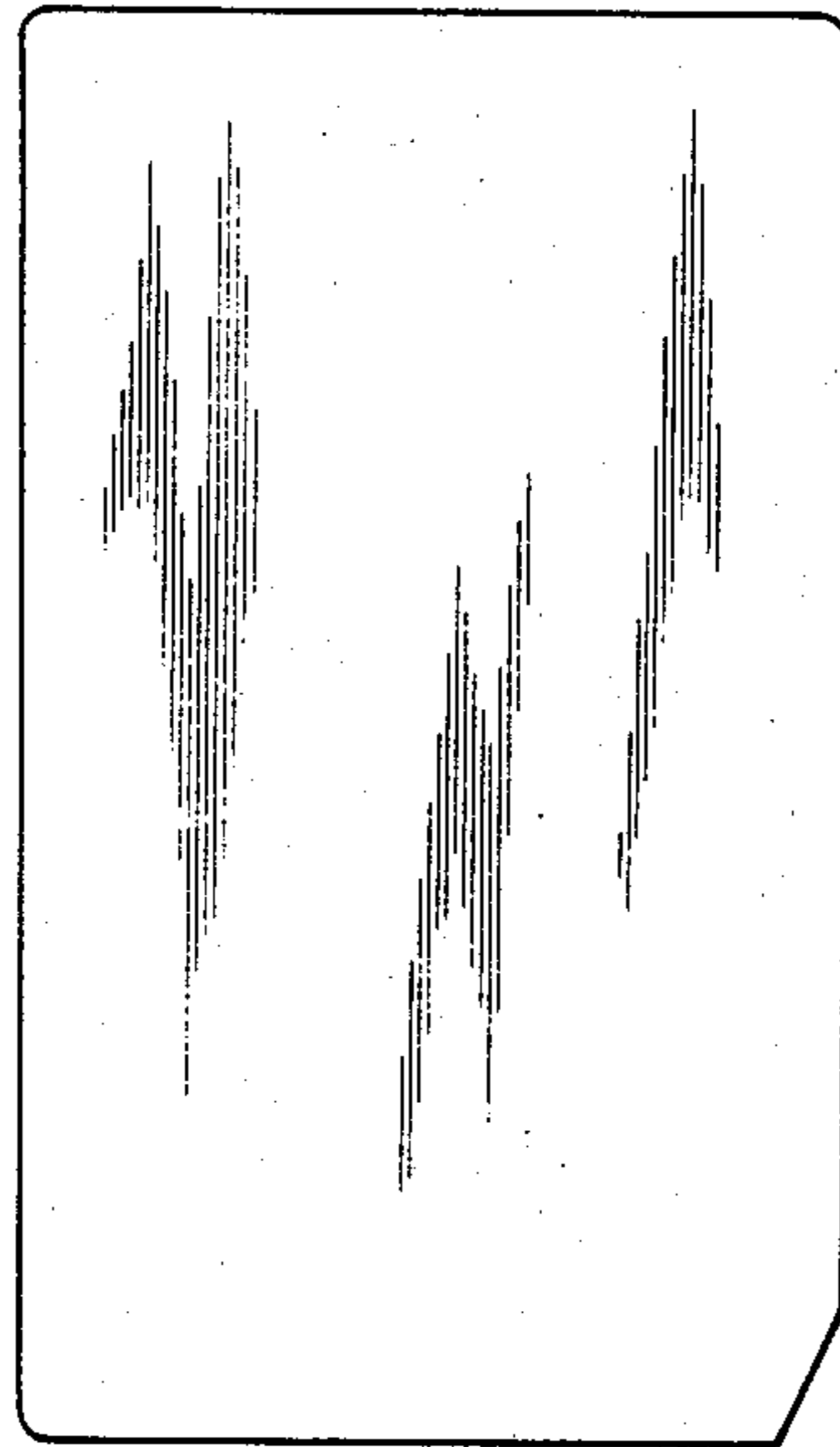


FIG. 5




FIG. 6

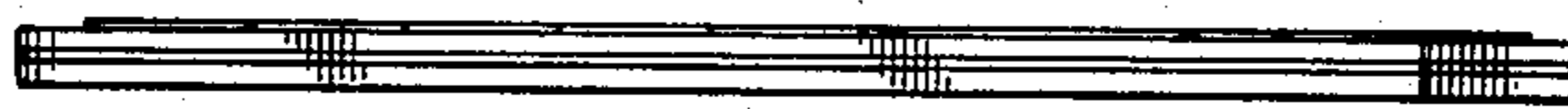


FIG. 7

