

[54] DESK-TOP ELECTRONIC CALCULATOR

[75] Inventors: Eiichi Yoshioka, Abiko; Keiko Takemata, Tokyo; Akihiko Kobayashi, Mitaka; Takeshi Hasegawa, Yokohama; Shigeki Mori, Tokyo, all of Japan

[73] Assignee: Canon Kabushiki Kaisha, Tokyo, Japan

[**] Term: 14 Years

[21] Appl. No.: 852,491

[22] Filed: Apr. 15, 1986

[30] Foreign Application Priority Data

Oct. 17, 1985 [JP] Japan 60-43785

[52] U.S. Cl. D18/7

[58] Field of Search D18/2, 6-12; D10/46.1; D14/100; 200/5 A; 364/706-710

[56] References Cited

U.S. PATENT DOCUMENTS

D. 256,694 9/1980 Kitai D18/7

D. 268,423 3/1983 Yoshioka et al. D18/7
D. 289,416 4/1987 Yoshioka et al. D18/7
D. 290,018 5/1987 Hirooka et al. D18/7
4,558,427 12/1985 Takeuchi et al. 364/708

Primary Examiner—Louis S. Zarfes
Attorney, Agent, or Firm—Fitzpatrick, Cella, Harper & Scinto

[57] CLAIM

The ornamental design for a desk-top electronic calculator, as shown and described.

DESCRIPTION

FIG. 1 is a front elevational view of a desk-top electronic calculator showing our new design; FIG. 2 is a rear elevational view thereof; FIG. 3 is a top plan view thereof; FIG. 4 is a bottom plan view thereof; FIG. 5 is a side elevational view as seen from the left of FIG. 1; FIG. 6 is a side elevational view as seen from the right of FIG. 1 and FIG. 7 is a perspective view of the desk-top electronic calculator.




FIG. 1




FIG. 2




FIG. 3

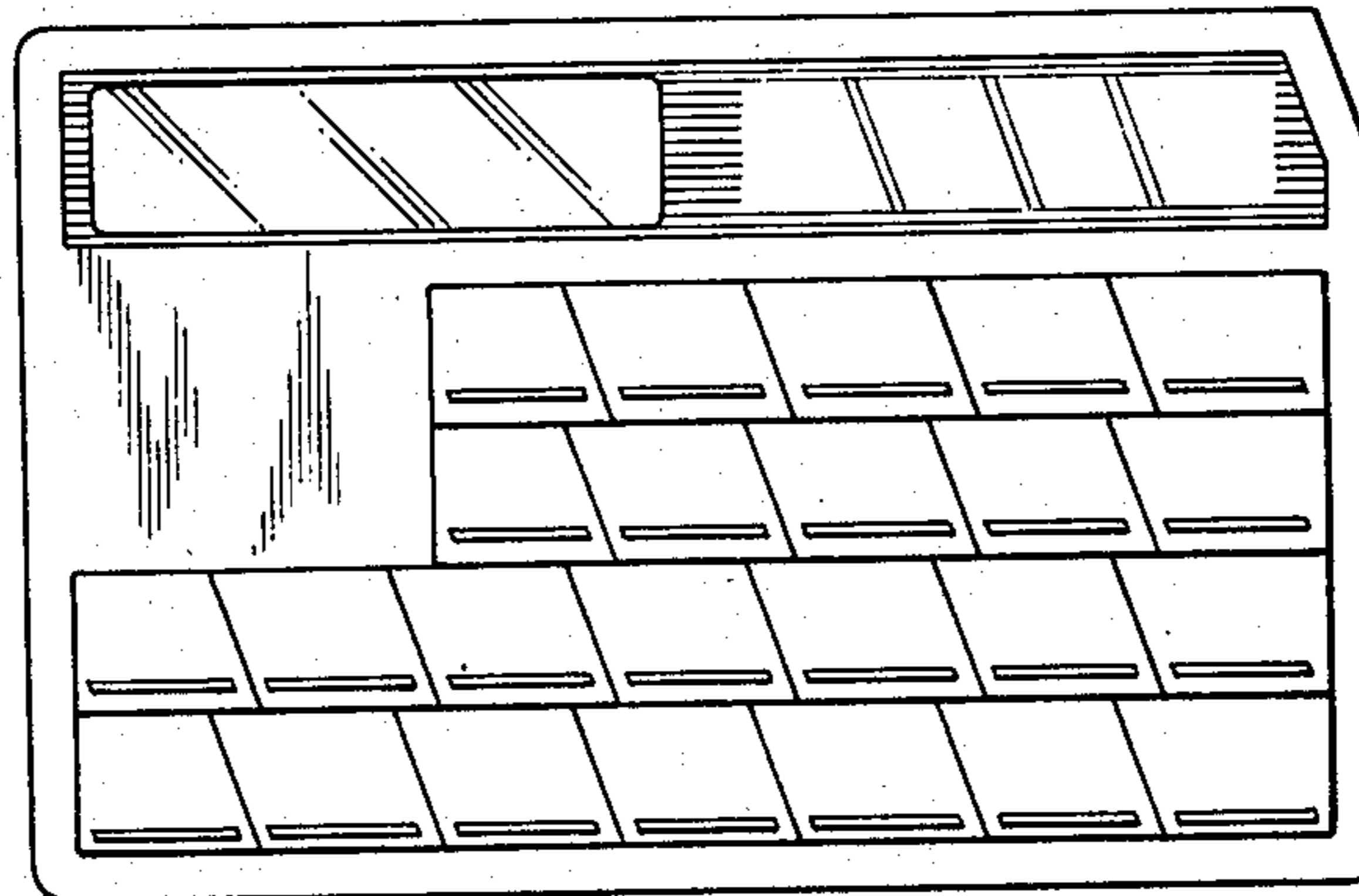


FIG. 4

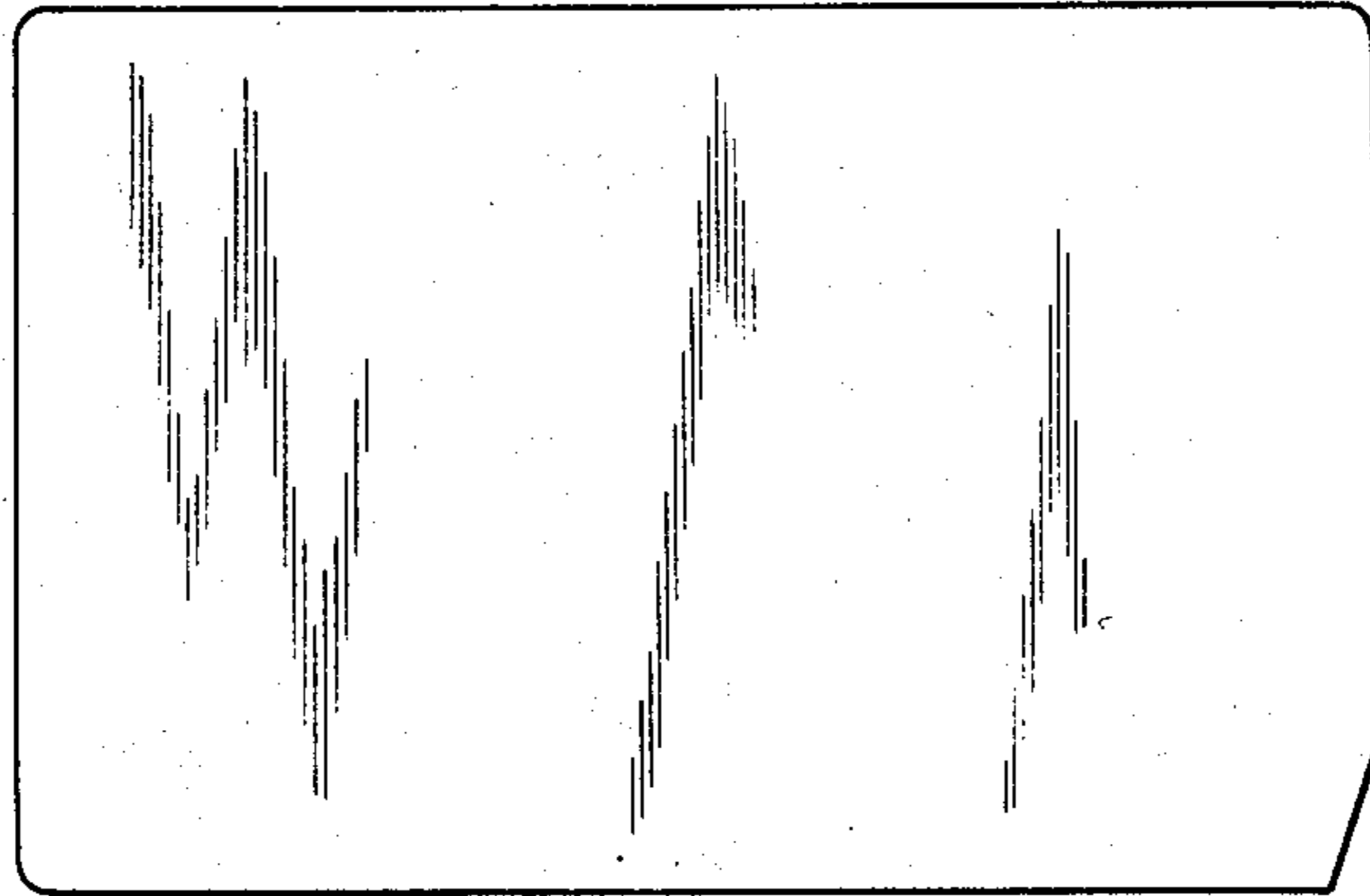


FIG. 5

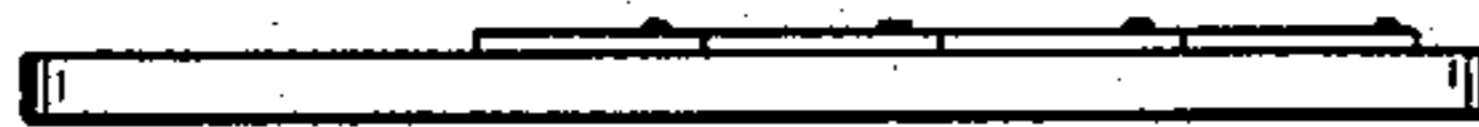


FIG. 6

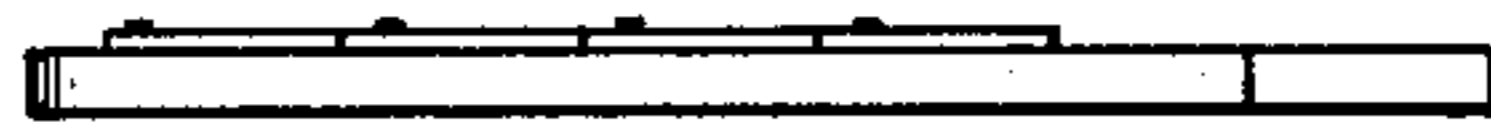


FIG. 7

