

[54] DRIVER WHEEL FOR A TRACK VEHICLE

[75] Inventors: Charles E. Grawey; Robert J. Grob; Cullen P. Hart, all of Peoria, Ill.

[73] Assignee: Caterpillar Inc., Peoria, Ill.

[\*\*] Term: 14 Years

[21] Appl. No.: 732,486

[22] Filed: May 9, 1985

[52] U.S. Cl. .... D15/28; D12/135; D12/151

[58] Field of Search ..... D15/10, 22-25, D15/28; 152/453, 523, 28.1, 209 B, 209 R, 209 NT, 209 WT, 209 D; 301/37 R, 65, 37 P, 37 TC, 64 SD; D12/209-210, 212, 147, 151, 135, 204; 180/9.1, 89.12, 900

[56] References Cited

U.S. PATENT DOCUMENTS

1,297,104	3/1919	Colahan .	
1,411,523	4/1922	Schlueter .	
1,412,366	4/1922	Muret .	
1,684,070	9/1928	Pennington .	
2,336,607	12/1943	Filippone .....	152/97
2,338,817	1/1944	Mayne .....	305/10
2,350,076	5/1944	Smith et al. ....	305/10
2,429,242	10/1947	Slemmons .....	305/10
2,452,671	11/1948	Merrill .....	305/9
2,461,849	2/1949	Slemmons et al. ....	305/10
2,476,460	7/1949	Smith .....	305/10
2,476,828	7/1949	Skromme .....	305/10
2,494,065	1/1950	Slemmons .....	305/10
2,531,111	11/1950	Daniels .....	305/10
2,537,745	1/1951	Daniels .....	305/8
2,644,539	7/1953	Gazda .....	180/5
2,830,637	4/1958	Deuring et al. ....	152/49
2,898,965	8/1959	Eddy .....	152/175
2,926,957	3/1960	Lyon .....	301/37 TC
2,998,998	9/1961	Hylar et al. ....	305/31
3,105,536	10/1963	Cappa .....	152/183
3,265,441	8/1966	Baldwin .....	301/37 P
3,323,811	6/1967	Nelson .....	280/104.5
3,369,622	2/1968	Thomas, Sr. ....	180/5
3,510,174	5/1970	Lamb .....	305/27
3,606,921	9/1971	Grawey .....	152/354
3,689,122	9/1972	Mazzarins .....	305/27
3,703,321	11/1972	Schoonover .....	305/38
3,712,362	1/1973	Alderfer .....	152/209 WT
3,746,361	7/1973	McGee .....	280/104.5
3,773,394	11/1973	Grawey .....	305/38
3,858,948	1/1975	Johnson et al. ....	305/35
3,945,417	3/1976	Harrelson, Jr. ....	152/209 B
4,198,103	4/1980	Ward et al. ....	305/12
4,241,956	12/1980	Meisel, Jr. ....	305/35
4,281,882	8/1981	van der Lely .....	305/35
4,379,568	4/1983	Kerkman .....	280/400
4,530,542	7/1985	Spiegel et al. ....	301/37 R

FOREIGN PATENT DOCUMENTS

678785	6/1939	Fed. Rep. of Germany .
56-4551	1/1981	Japan .
56-7591	2/1981	Japan .
56-7592	2/1981	Japan .
56-14148	4/1981	Japan .
56-31494	7/1981	Japan .
56-33817	8/1981	Japan .
56-33818	8/1981	Japan .
57-8523	2/1982	Japan .
58-51668	11/1983	Japan .
59-3014	1/1984	Japan .
7605810	11/1977	Netherlands .
278779	10/1927	United Kingdom .
2048799	12/1980	United Kingdom .
1604615	12/1981	United Kingdom .
2048800	1/1988	United Kingdom .

OTHER PUBLICATIONS

Roads & Engineering Construction, 6/1960, p. 45, "Cheside Loadmaster 3000", upper left corner.  
 Implement & Tractor, 6/7/76, p. 57, "Valmet's Bogie Tractor" (lower rt. corner).  
 Agricultural Engineer; Hemingway, Price, Scott; Winter 1982, pp. 109-112.  
 Otter Tractor Corporation advertisement.  
 Japanese advertising circular.  
 Forres, Inc. advertisement; Makeri 33T; pp. 1-4.  
 Loegering Mfg. Inc. advertisement; pp. 1-2.  
 Rixmann Engineering Associates advertisement pp. 1-19.  
 American Forests, Apr. 1985, p. 28, "Truck Tracks".  
 French advertising circular.

Primary Examiner—Wallace R. Burke  
 Assistant Examiner—Ruth Takemoto  
 Attorney, Agent, or Firm—Joseph W. Keen

[57] CLAIM

The ornamental design for a driver wheel for a track vehicle, as shown.

DESCRIPTION

FIG. 1 is a left side elevational view of a driver wheel for a track vehicle showing our new design;  
 FIG. 2 is a right side elevational view thereof;  
 FIG. 3 is a front elevational view thereof;  
 FIG. 4 is a rear elevational view thereof;  
 FIG. 5 is a top plan view thereof;  
 FIG. 6 is a bottom plan view thereof; and,  
 FIG. 7 is a sectional view thereof, taken along lines 7-7 in FIG. 1.


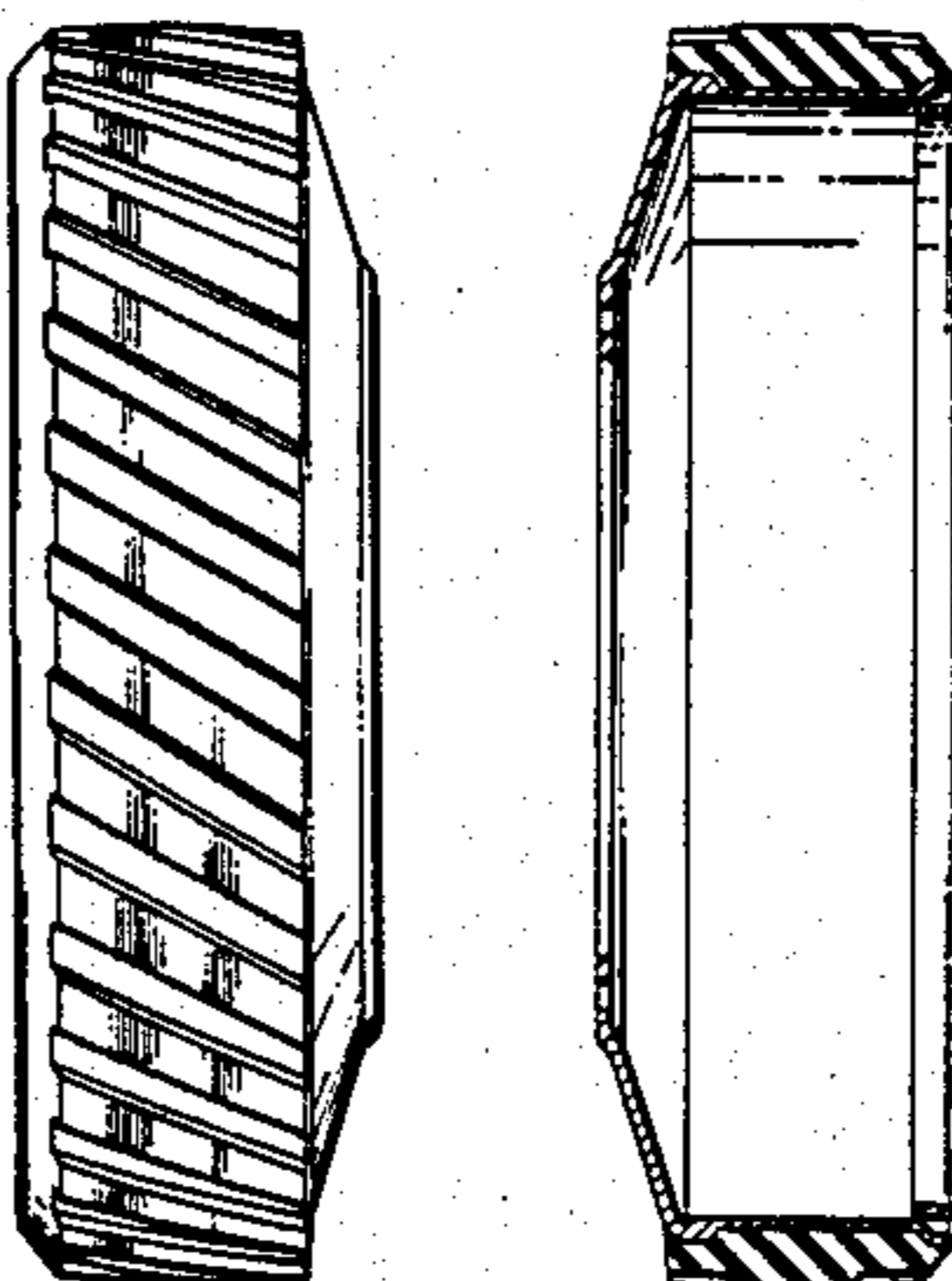
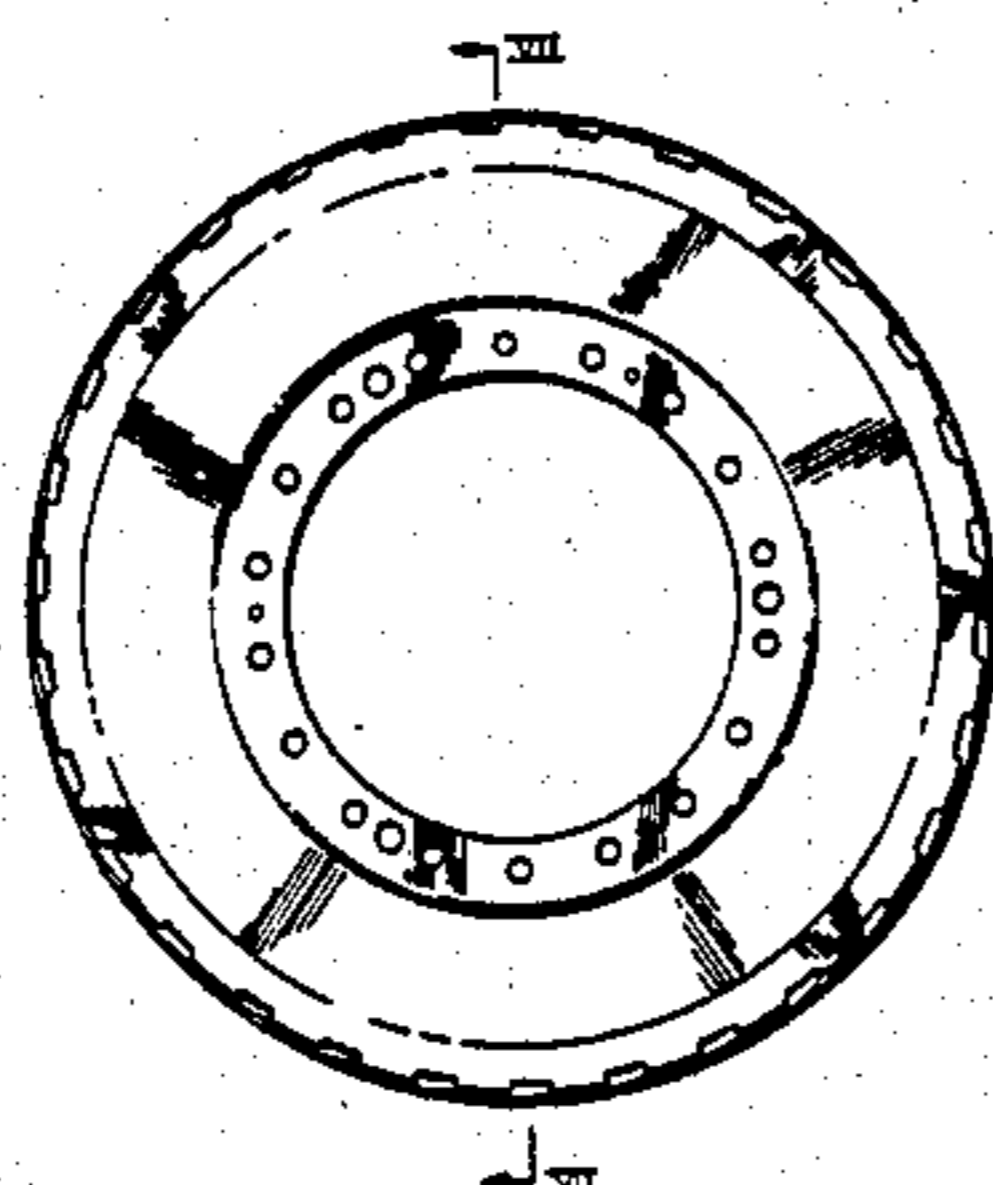


FIG 1

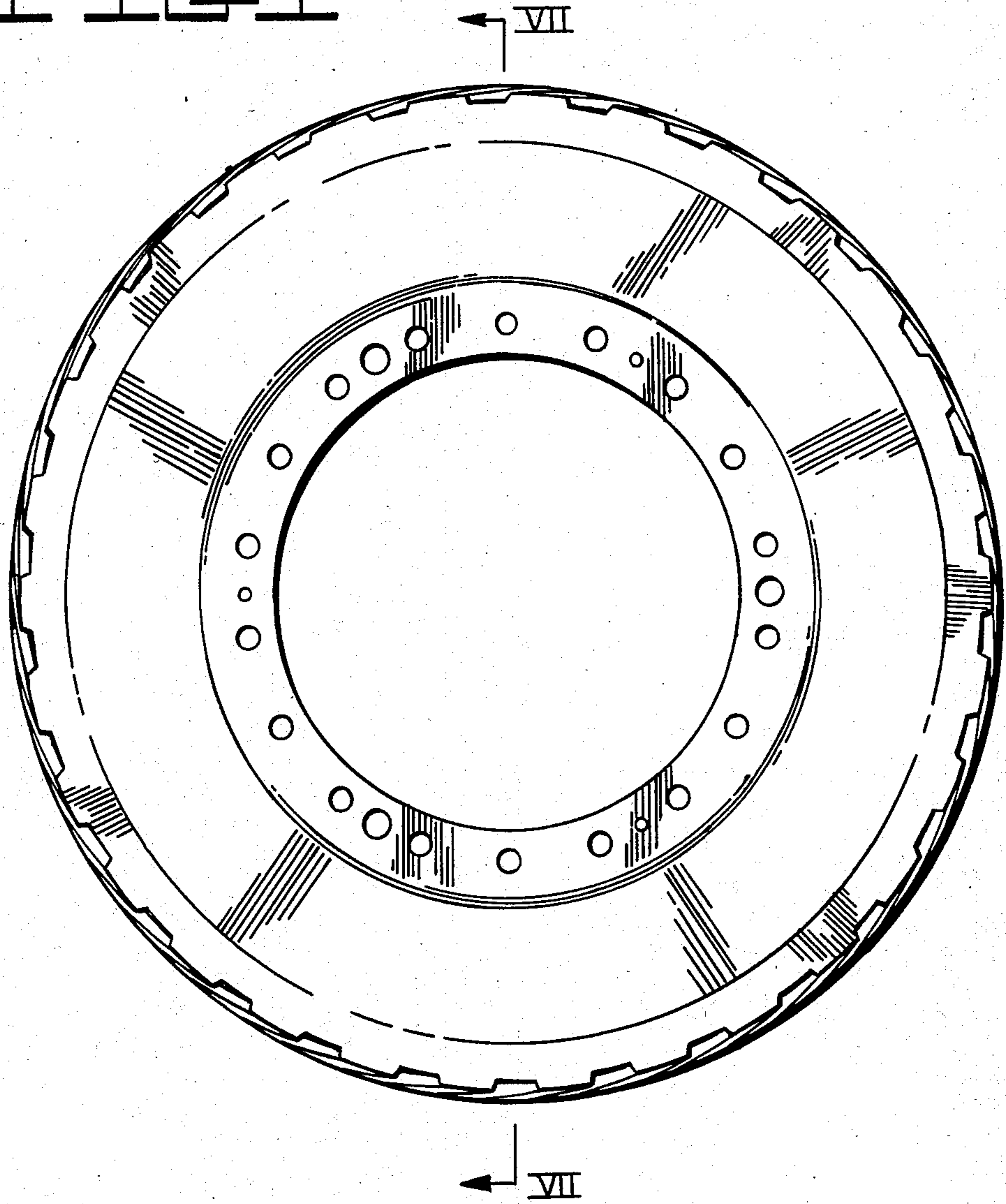




FIG-2

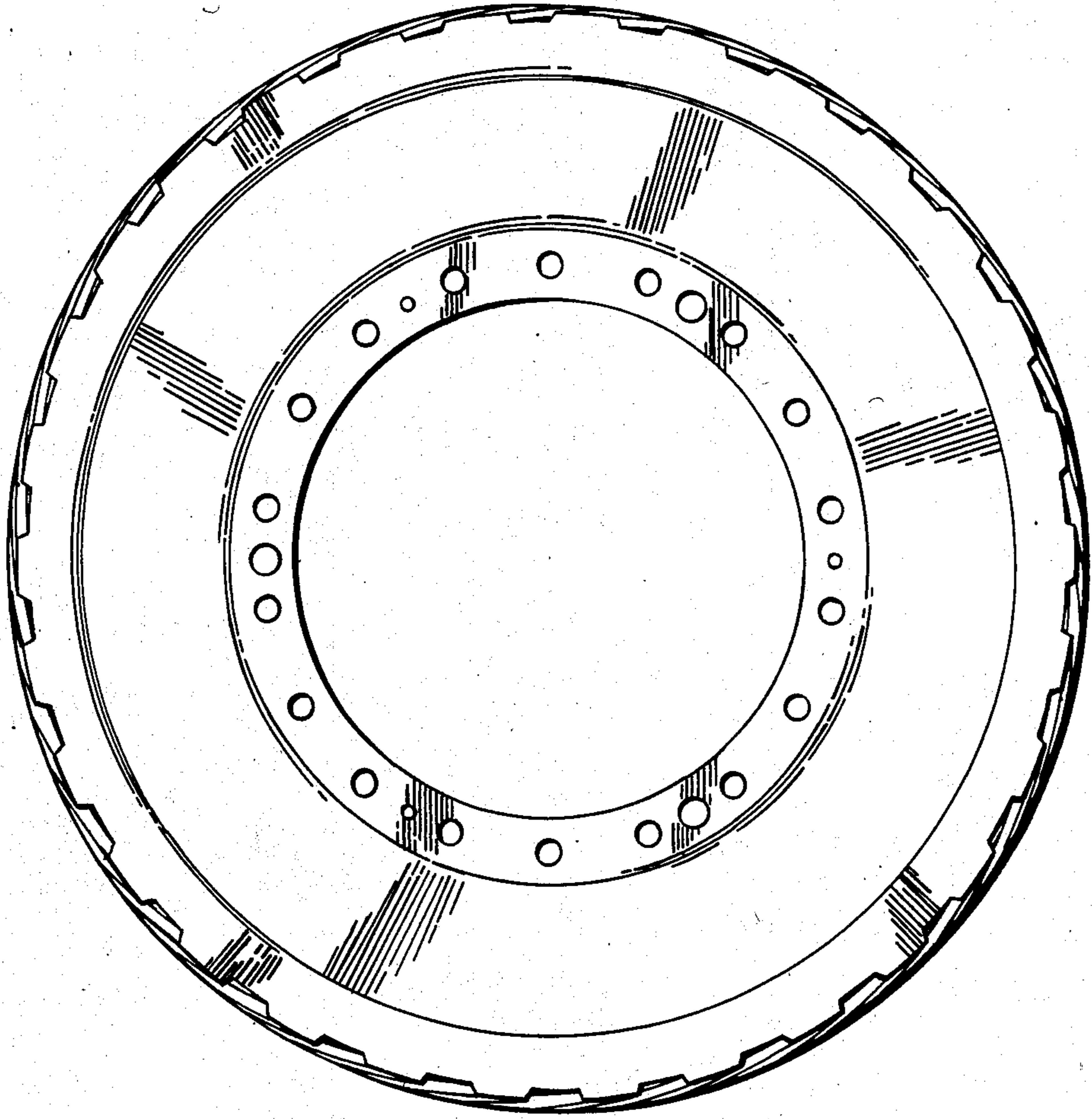


FIG 3




FIG 4

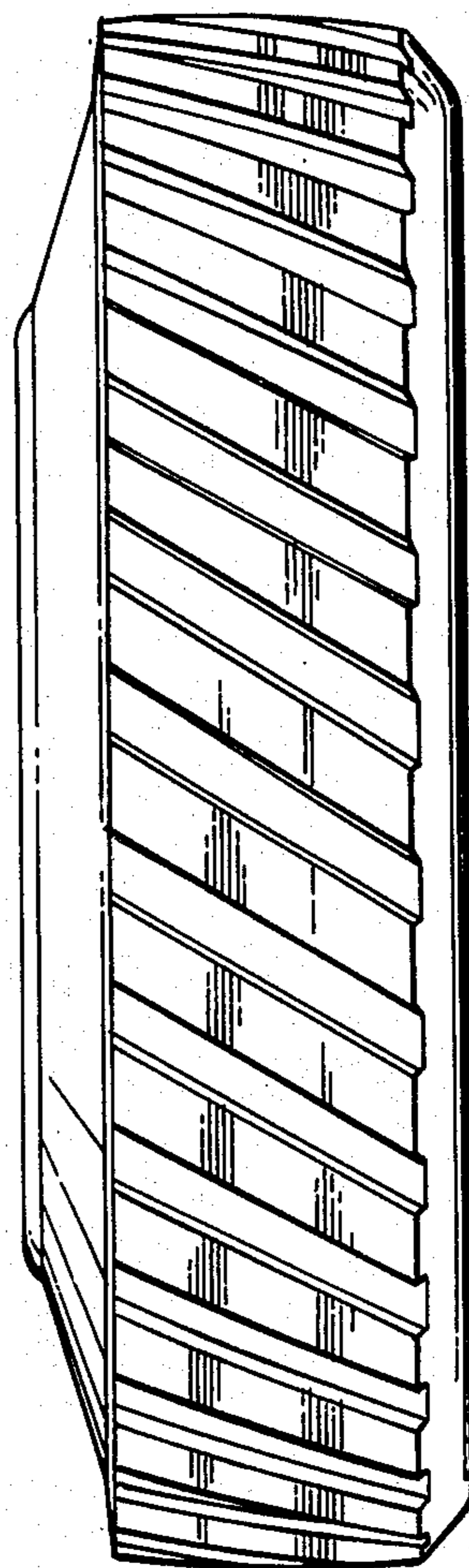


FIG-5

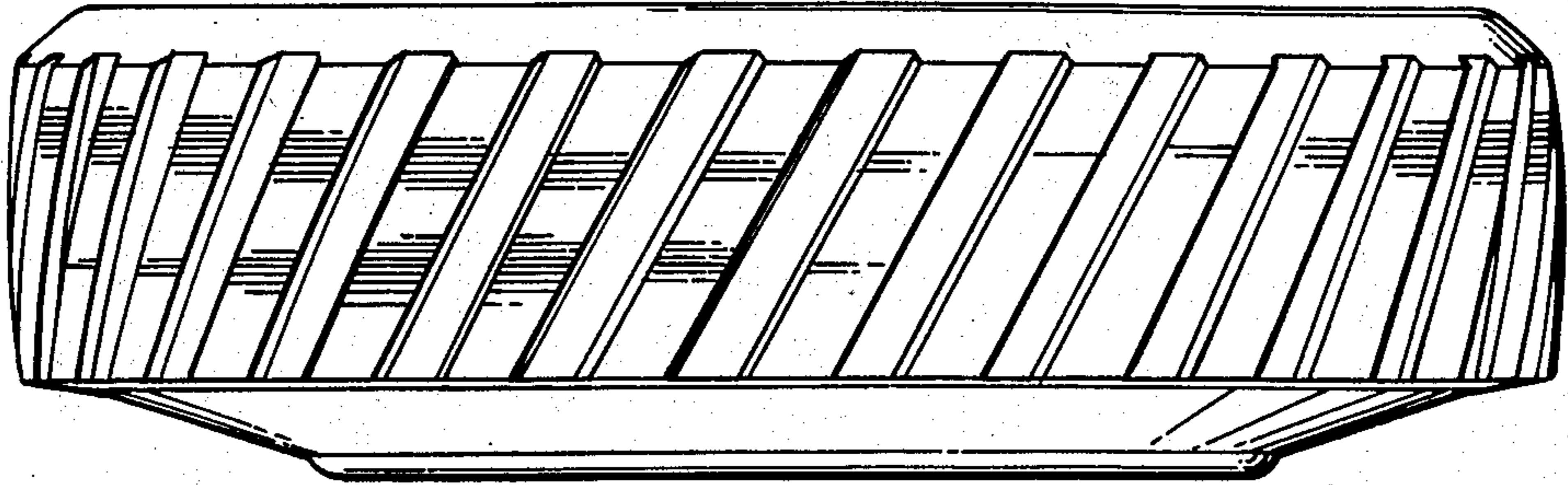


FIG-6

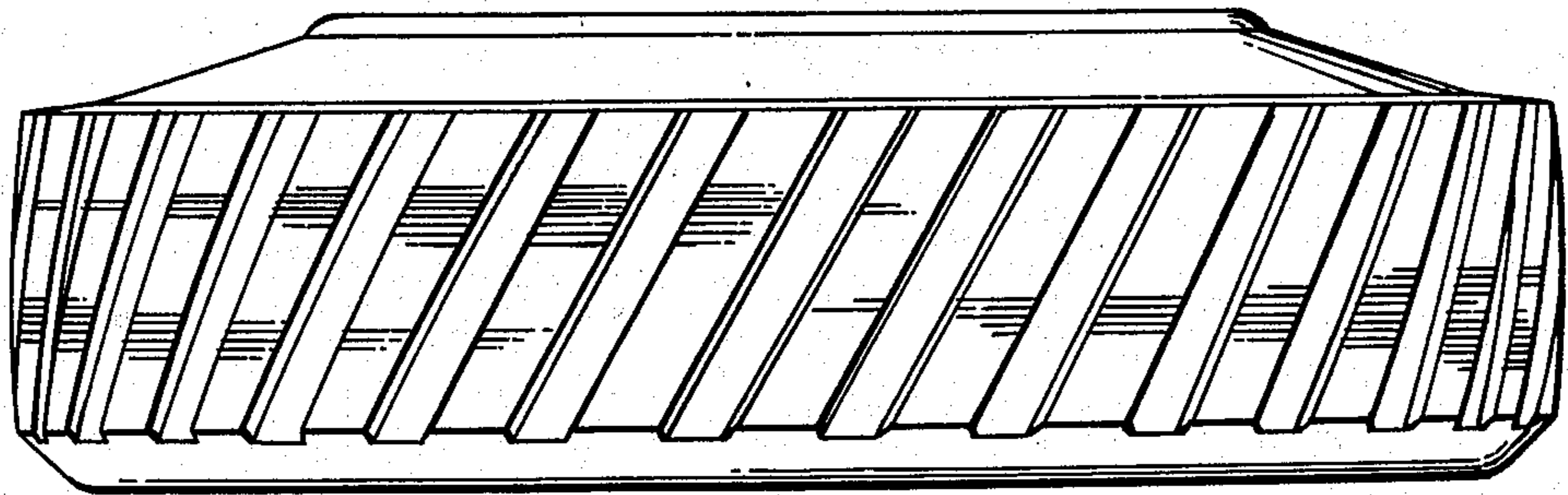


FIG. 7

