

United States Patent [19]

Richardson et al.

[11] Patent Number: **Des. 298,532**

[45] Date of Patent: **** Nov. 15, 1988**

[54] **BASE FOR A TELEPHONE SUBSCRIBER SET**

D. 291,308 8/1987 Preussner D14/58 X
3,515,814 6/1970 Morgan D14/101 X

[75] Inventors: **Deane Richardson, Worthington; Gregg Davis, Columbus; Fran Blackman, Dublin; Peter Koloski, Columbus, all of Ohio**

OTHER PUBLICATIONS

B. A. Pargh Co. Inc. Catalog 1985; p. 226; Uniden EX1030; p. 256; Uniden XE70; p. 240; "Logic" NTOC2535 Dialer.

[73] Assignee: **Trillium Telephone Systems, Inc., Kanata, Canada**

Primary Examiner—Horace B. Fay
Attorney, Agent, or Firm—Alan H. Levine

[**] Term: **14 Years**

[57] CLAIM

[21] Appl. No.: **845,356**

The ornamental design for a base for a telephone subscriber set, as shown and described.

[22] Filed: **Mar. 19, 1986**

DESCRIPTION

[52] U.S. Cl. **D14/62; D14/58; D14/60; D14/57**

[58] Field of Search **D14/52; 53, 57, 58, D14/60, 62; 379/419, 420, 428, 432, 434, 436, 440, 435**

FIG. 1 is a right side perspective view of a base for a telephone subscriber set showing our new design with the flap open;

FIG. 2 is a right side perspective view thereof with the flap closed;

FIG. 3 is a top view thereof;

FIG. 4 is a bottom view thereof;

FIG. 5 is a front elevational view thereof;

FIG. 6 is a rear elevational view thereof;

FIG. 7 is a left side elevational view thereof; and

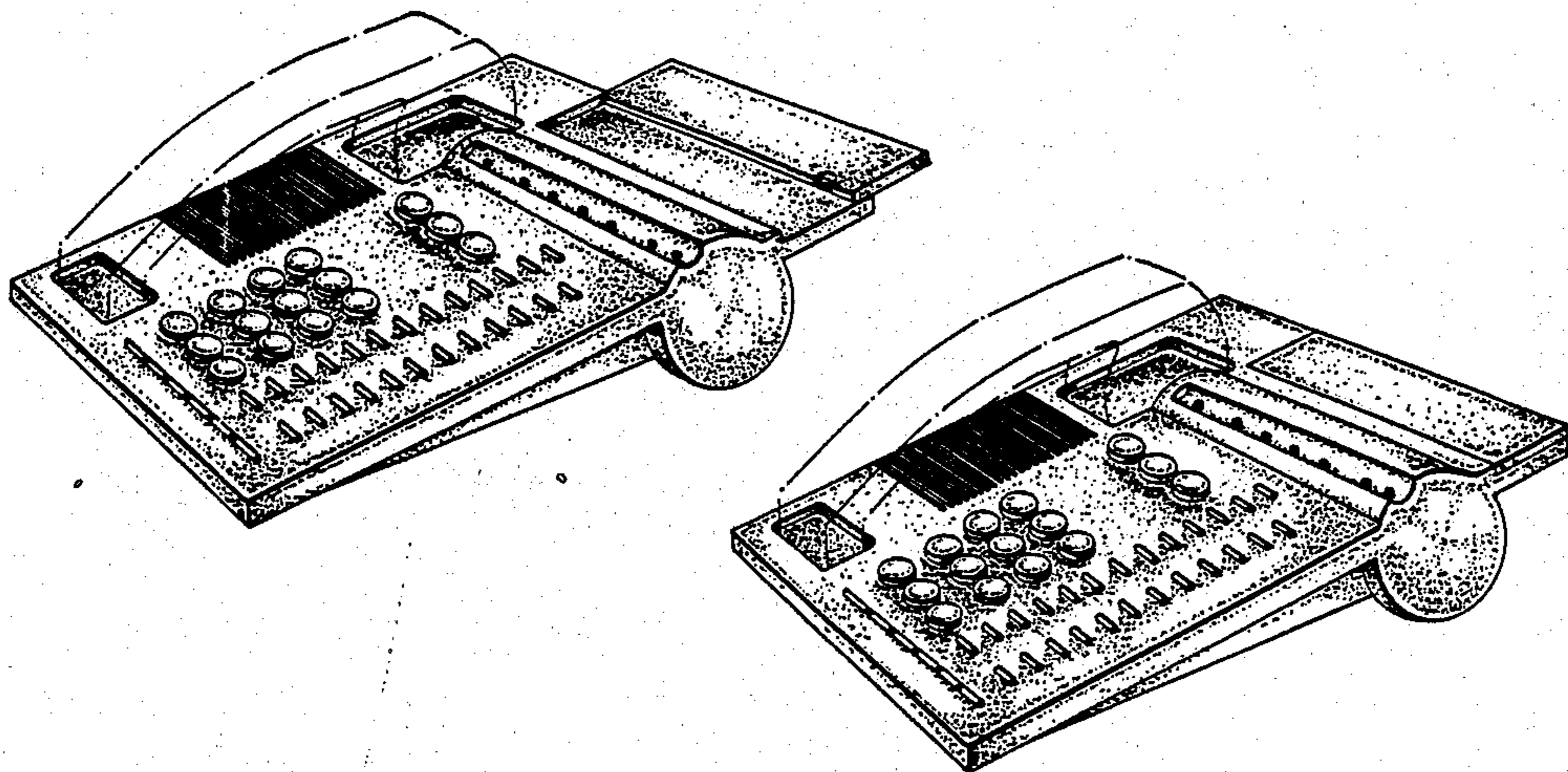
FIG. 8 is a right side elevational view thereof.

The handset, shown in broken lines in FIGS. 1, 2, and 6-8, forms no part of the present design.

[56] References Cited

U.S. PATENT DOCUMENTS

D. 267,091 11/1982 Ohno D14/58
D. 275,008 8/1984 Martin D14/53
D. 276,338 11/1984 Pando D14/59
D. 282,066 1/1986 Menei et al. D14/62 X
D. 286,777 11/1986 Bishop D14/62



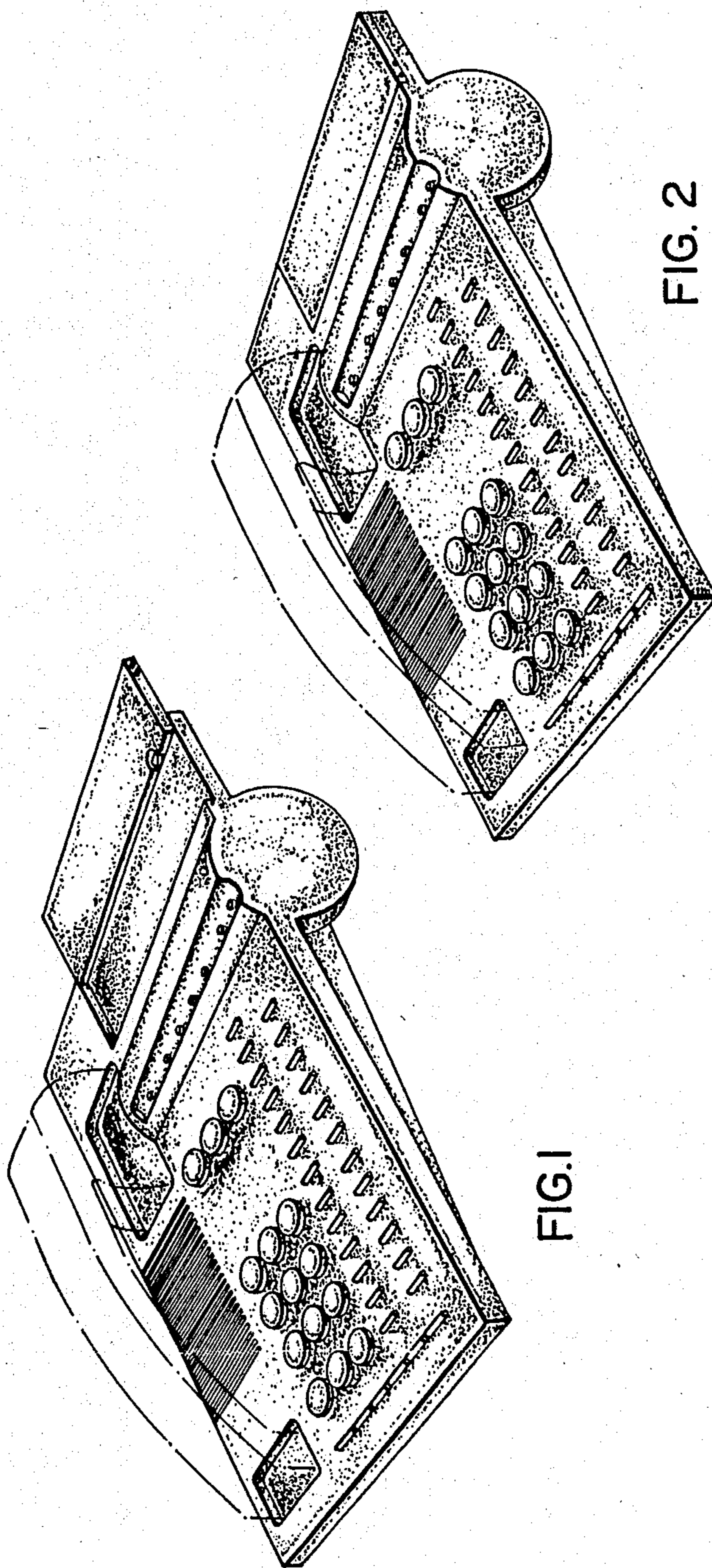


FIG. 2

FIG. 1




FIG. 4

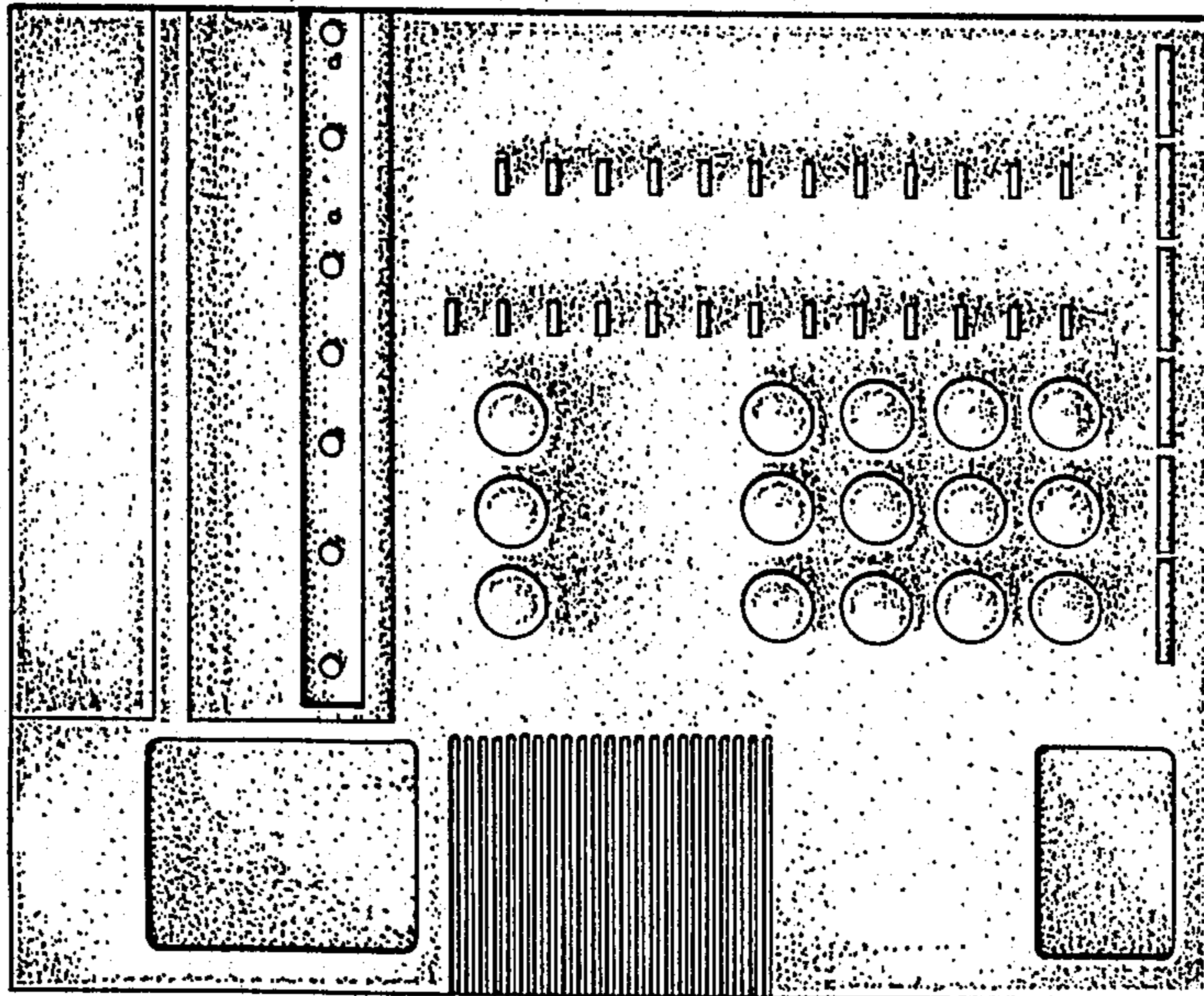


FIG. 3




FIG. 6

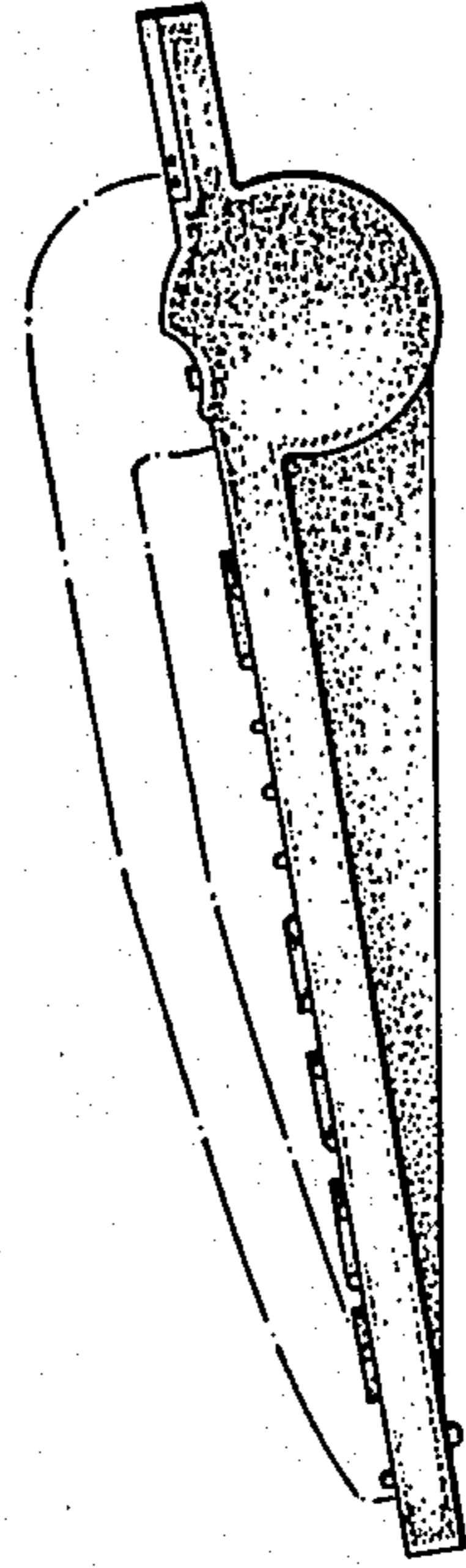


FIG. 8

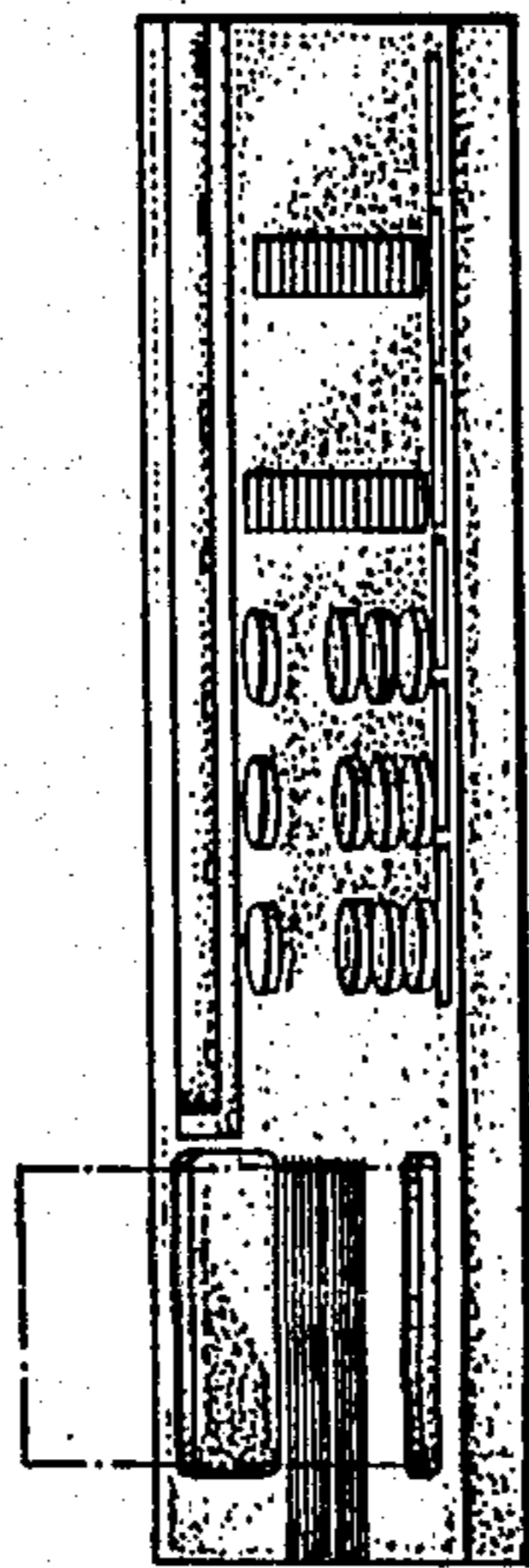


FIG. 5



FIG. 7