

United States Patent [19]

Liggett et al.

[11] Patent Number: **Des. 298,483**

[45] Date of Patent: **** Nov. 15, 1988**

[54] **SHOE SOLE**

[75] Inventors: **Steven Liggett, North Easton; Paul Brown, Hingham; Tuan Le, Cohasset; Andrea Kelly, West Roxbury; Edward Lussier, Hingham, all of Mass.**

[73] Assignee: **Reebok International Ltd., Canton, Mass.**

[**] Term: **14 Years**

[21] Appl. No.: **858,265**

[22] Filed: **Apr. 29, 1986**

[52] U.S. Cl. **D2/320**

[58] Field of Search **D2/264, 265, 274, 308-314, D2/317-321; 36/25 R, 28, 29, 32 R, 43, 59 R, 59 C, 102-107, 114**

[56] **References Cited**

U.S. PATENT DOCUMENTS

- D. 59,971 12/1921 Lebo D2/320
- D. 86,102 2/1932 Bellows .
- D. 89,204 2/1933 Martin et al. D2/320
- D. 145,153 7/1946 Bovay D2/320
- D. 293,620 1/1988 Liggett et al. D2/320

- D. 294,077 2/1988 Kiyosawa et al. D2/320
- D. 295,460 5/1988 Hase et al. D2/320
- 1,988,784 1/1935 Carrier 36/59 C

FOREIGN PATENT DOCUMENTS

- 1018202 12/1952 France 36/32 R

OTHER PUBLICATIONS

Sportstyle, p. 33, Year unknown, Saucony Court Trainer.

Primary Examiner—Louis S. Zarfes

Attorney, Agent, or Firm—Saidman, Sterne, Kessler & Goldstein

[57] **CLAIM**

The ornamental design for a shoe sole, as shown and described.

DESCRIPTION

FIG. 1 is a bottom plan view of a shoe sole showing my new design;


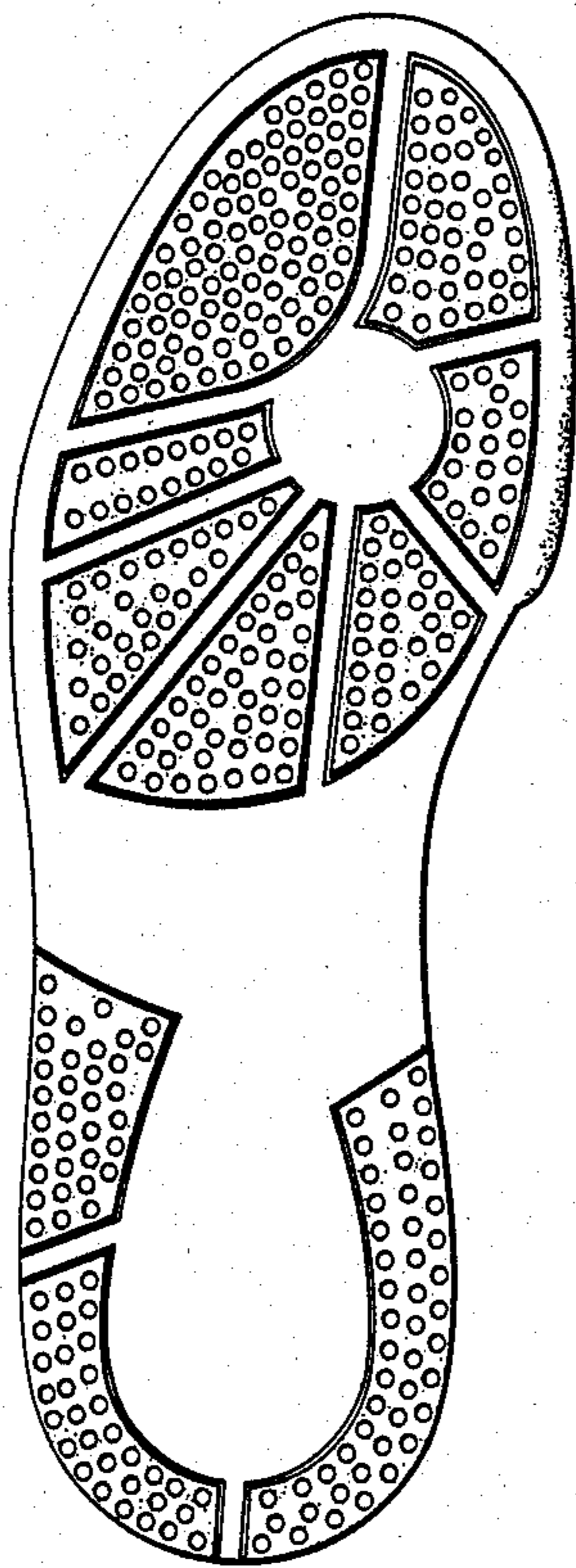
FIG. 2 is a left side elevational view;

FIG. 3 is a right side elevational view;

FIG. 4 is a rear elevational view;

FIG. 5 is a front elevational view;

FIG. 6 is a top plan view on a reduced scale.



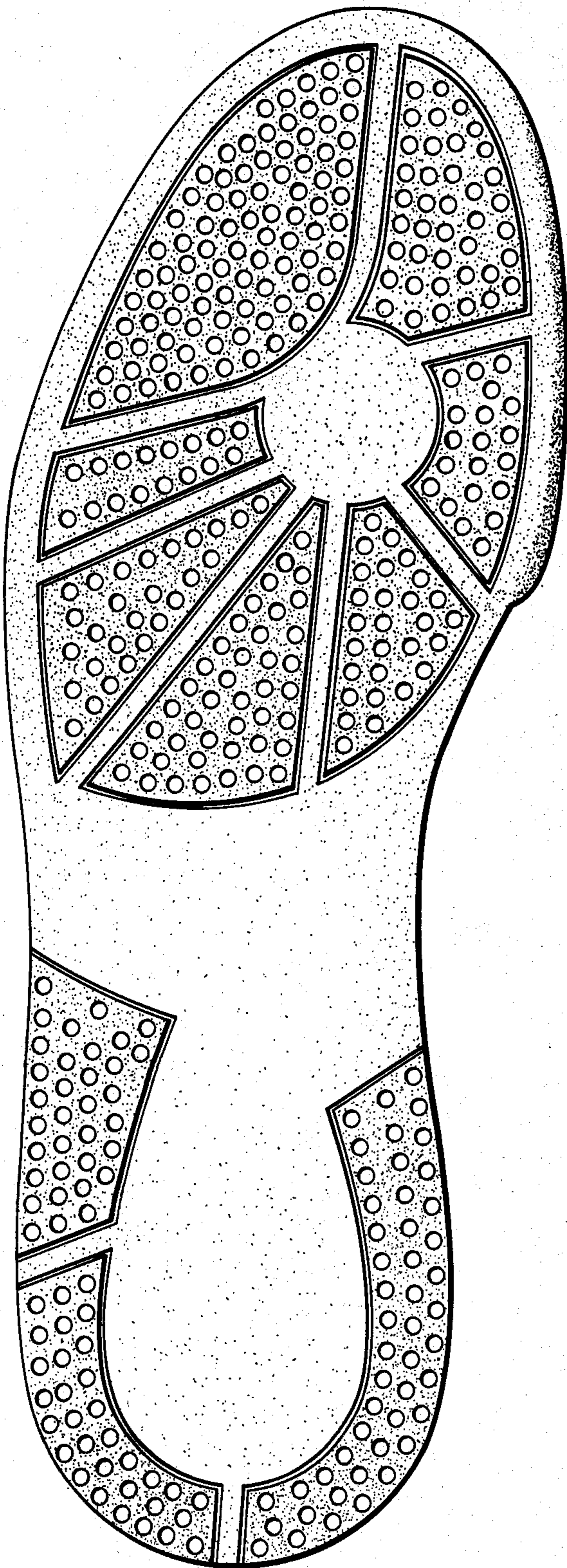


FIG. 1




FIG. 2




FIG. 3

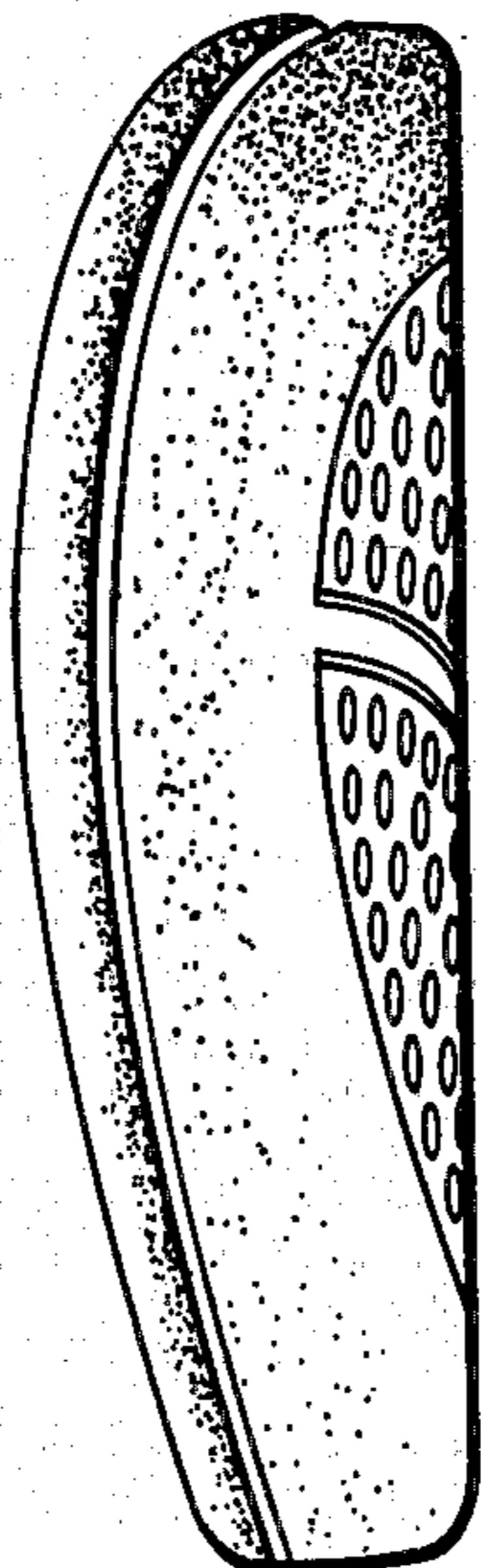


FIG. 5

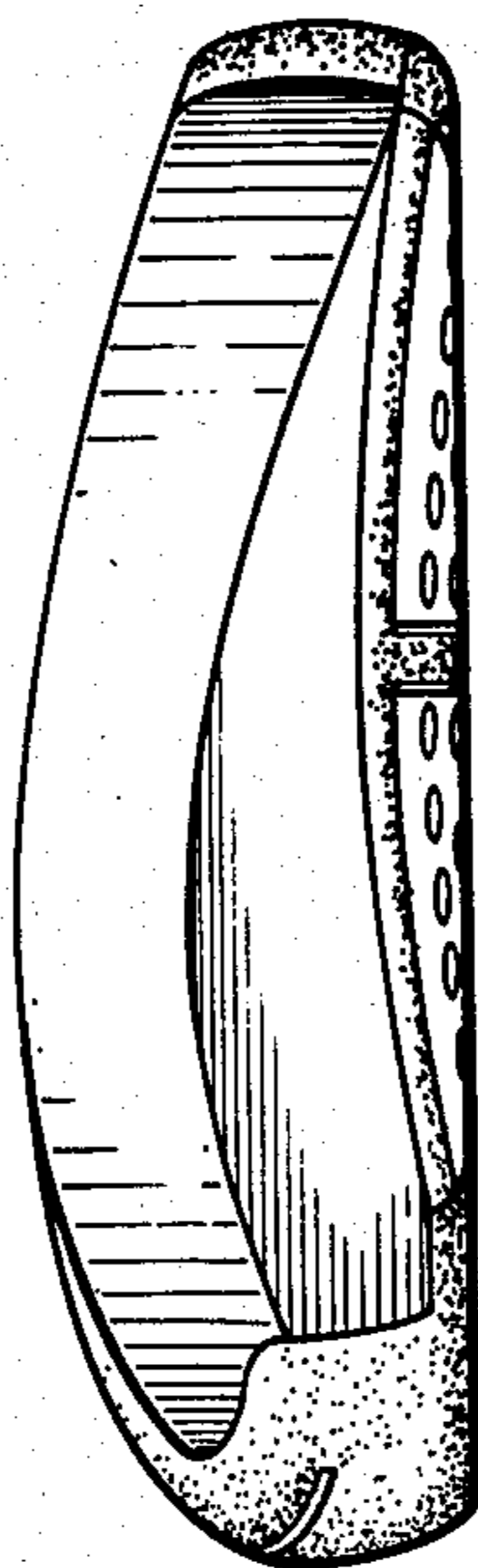


FIG. 4

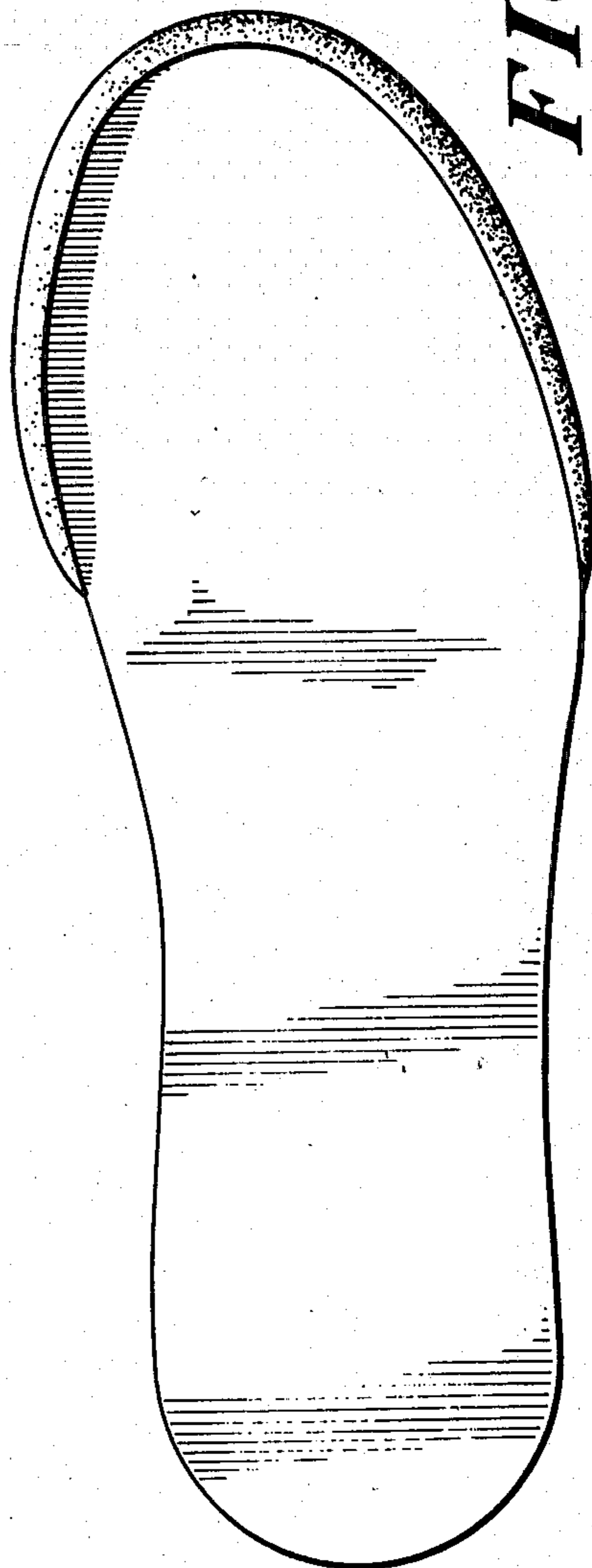


FIG. 6