

[54] **DECORATIVE EXTRUSION**  
[75] **Inventor: Peter M. Stagl, Morris Plains, N.J.**  
[73] **Assignee: Avnet, Inc., New York, N.Y.**  
[\*\*] **Term: 14 Years**  
[21] **Appl. No.: 838,037**  
[22] **Filed: Feb. 27, 1986**  
[52] **U.S. Cl. .... D25/122; D25/123;  
D25/124; D25/125**  
[58] **Field of Search ..... D25/119, 120, 121, 122,  
D25/123, 124, 125, 164; 52/239, 238, 237, 733,  
731, 220, 720, 740**

[56] **References Cited**  
**U.S. PATENT DOCUMENTS**  
D. 291,251 8/1987 Stagl ..... D25/122  
4,069,638 1/1978 Hasselqvist et al. .... 52/731

4,429,502 2/1984 Kinnebrew ..... D25/119 X

*Primary Examiner*—A. Hugo Word  
*Attorney, Agent, or Firm*—Amster, Rothstein &  
Ebenstein

[57] **CLAIM**

The ornamental design for a decorative extrusion, as shown and described.

**DESCRIPTION**

FIG. 1 is a front elevational view of the decorative extrusion showing my new design;  
FIG. 2 is a back elevational view thereof;  
FIG. 3 is a right side elevational view thereof; and,  
FIG. 4 is a bottom plan view thereof.  
The left side elevational view is substantially similar to the right side elevational view illustrated and the top plan view is substantially similar to the bottom plan view illustrated.

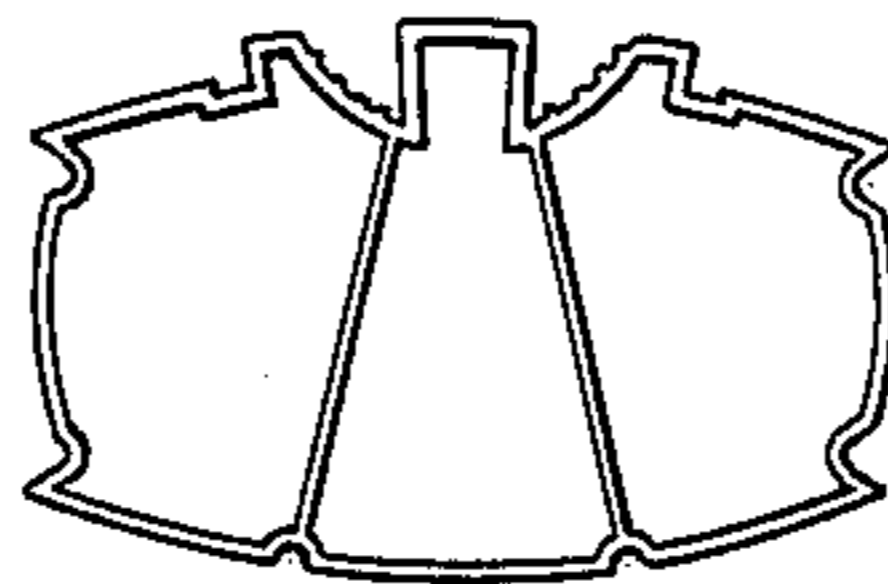



FIG. 1.




FIG. 2.




FIG. 3.




FIG. 4.

