

[54] WALL CLOCK

[76] Inventor: Patric Schrezenmaier, Pring-Albert-Str. 1, D-5300 Bonn, Fed. Rep. of Germany

[**] Term: 14 Years

[21] Appl. No.: 731,645

[22] Filed: May 7, 1985

[52] U.S. Cl. D10/24; D10/125

[58] Field of Search D10/1-39, D10/122-126; 368/76, 223, 228, 232, 285

[56] References Cited

U.S. PATENT DOCUMENTS

- D. 79,390 9/1929 Saunders D10/21 X
- D. 83,455 2/1931 Lighthipe D10/125 X
- D. 86,059 1/1932 Rosenberger D10/123
- D. 178,631 9/1956 Bloch D10/124
- D. 181,620 12/1957 Bloch D10/124
- D. 183,526 9/1958 Keast D10/124
- D. 218,946 10/1970 Worthington D10/125 X
- D. 218,947 10/1970 Worthington D10/123 X

- D. 277,653 2/1985 Jagoe D10/123
- D. 279,457 7/1985 Murphy D10/125 X
- D. 279,458 7/1985 Murphy D10/125 X

FOREIGN PATENT DOCUMENTS

2175715 12/1986 United Kingdom 368/228

Primary Examiner—Nelson C. Holtje

[57] CLAIM

The ornamental design for a wall clock, as shown and described.

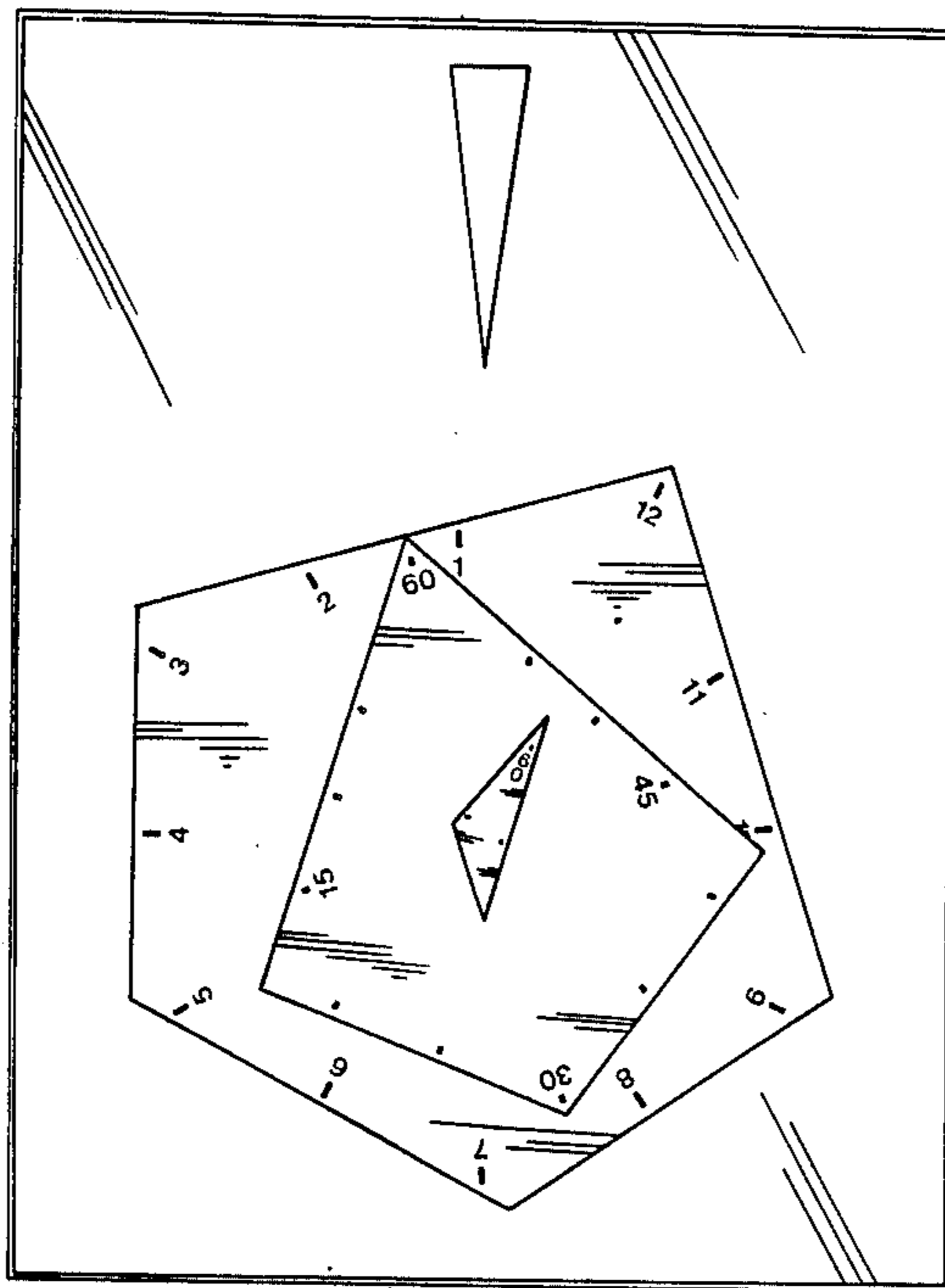
DESCRIPTION

FIG. 1 is a front elevational view of a wall clock showing my new design;

FIG. 2 is a front elevational view of another embodiment of my new design of FIG. 1;

FIG. 3 is a right side elevational view typical of both embodiments of my new design, the top, bottom, and left side views being substantially similar thereto.

The rear of the claimed design is substantially plain and unornamented and has thereon a conventional clock mechanism.



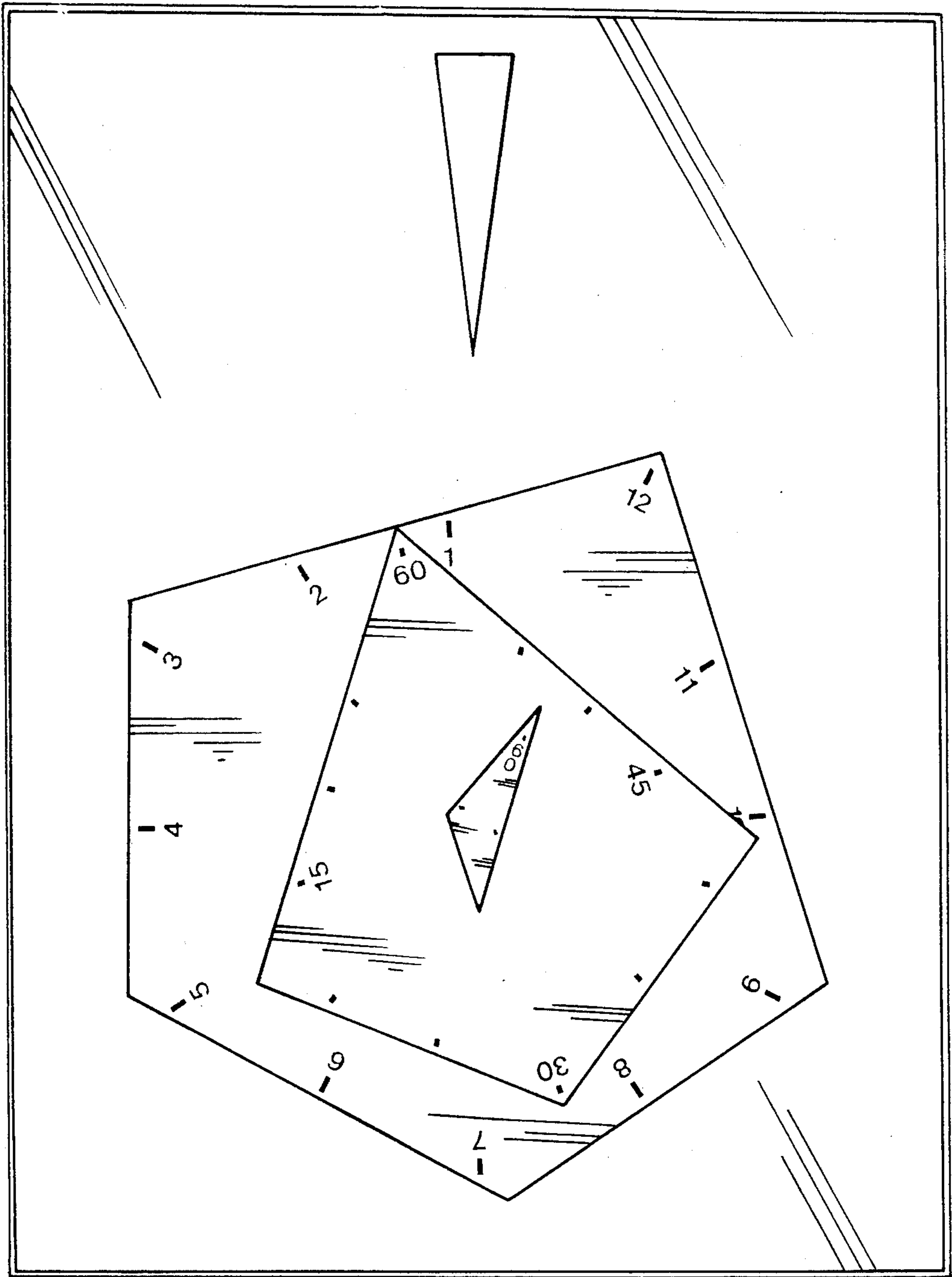


FIG. 1

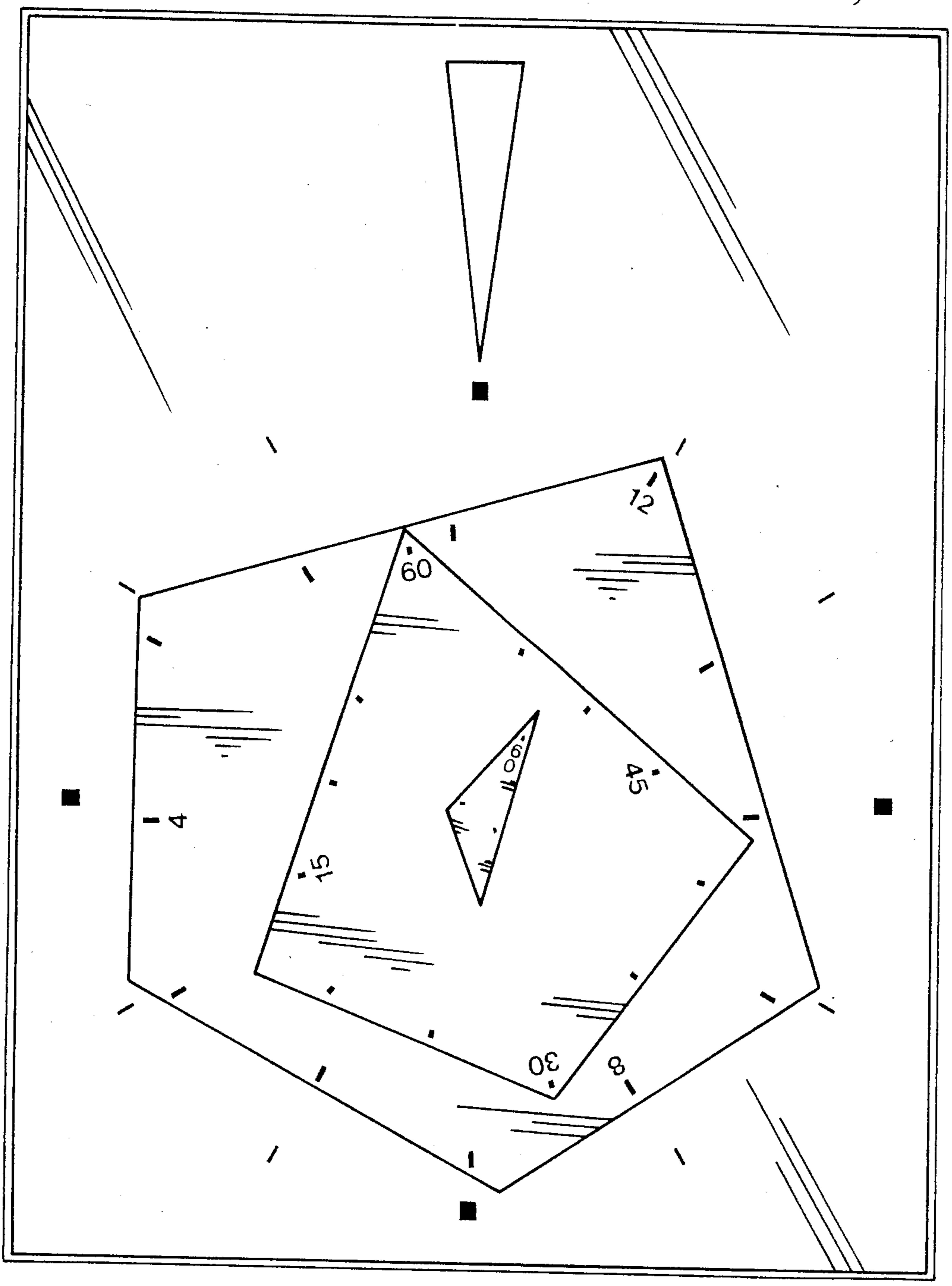


FIG. 2

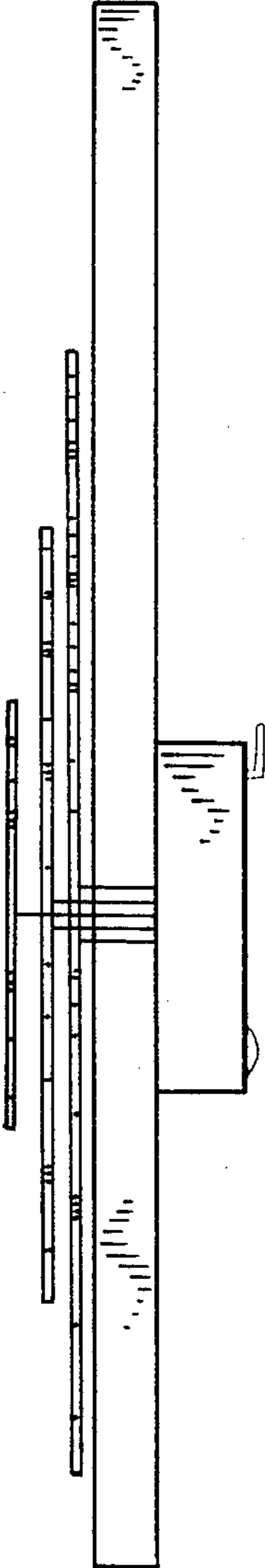


FIG. 3