

[54] HANDLE FOR A KITCHEN TOOL OR THE LIKE

[75] Inventor: Jeffrey D. Schwartz, Taipei, Taiwan

[73] Assignee: Four Star International Trading Company, Taipei, Taiwan

[\*\*] Term: 14 Years

[21] Appl. No.: 76,193

[22] Filed: Jul. 22, 1987

[52] U.S. Cl. .... D7/395; D7/151; D7/152

[58] Field of Search ..... D6/553, 567; D8/373, D8/107; D7/151, 387, 393, 395, 361, 99, 101, 102, 152, 147, 137; 30/343, 340, 324, 344; 16/110 A, 110 R

[56] References Cited

U.S. PATENT DOCUMENTS

D. 145,643	9/1946	Wemyss	.....	D7/393
D. 155,438	10/1949	Muller-Munk	.....	D7/393
D. 155,439	10/1949	Muller-Munk	.....	D7/393
D. 216,219	12/1969	Jacobsen	.....	D7/393
D. 228,622	10/1973	Juhlin	.....	D8/373

D. 263,920	4/1982	Usbeck	.....	D7/395
D. 269,400	6/1983	Usbeck	.....	D7/395
D. 271,841	12/1983	Hansen	.....	D7/395
D. 273,076	3/1984	Bodfish	.....	D7/395
D. 276,018	10/1984	Hagedorn et al.	.....	D7/151 X
D. 284,540	8/1986	Baumgarten	.....	D7/393
D. 284,634	7/1986	Sumikama	.....	D7/395
D. 286,483	11/1986	Hagedorn et al.	.....	D6/553

OTHER PUBLICATIONS

*Design 375*, Mar., 1980, p. 22, top right panel, *Spong Hardware-Cutlery Handles*.

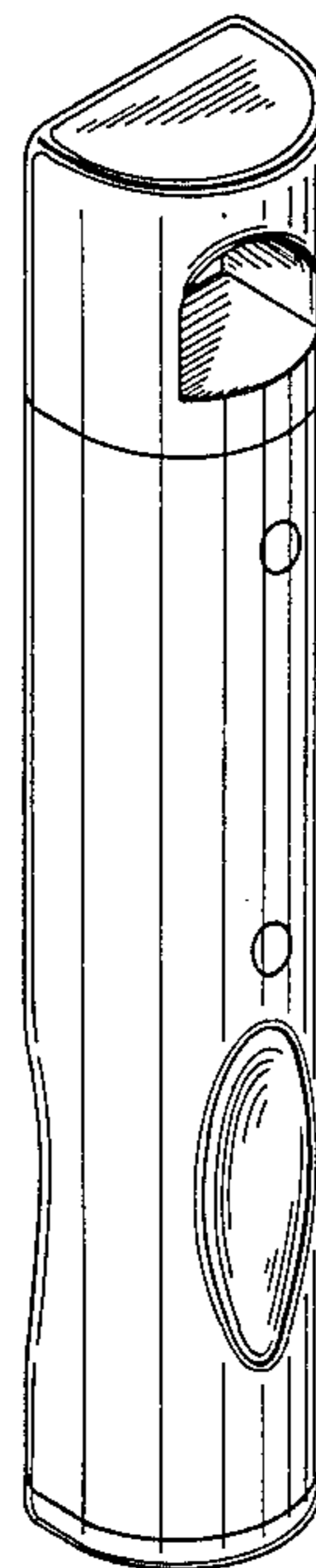
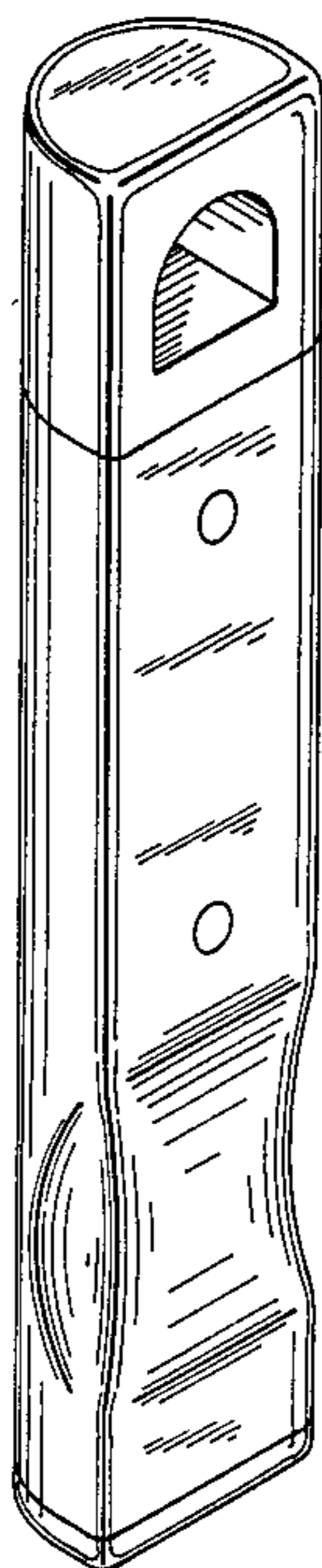
*Primary Examiner*—Winifred E. Herrmann  
*Attorney, Agent, or Firm*—Pasquale A. Razzano

[57] CLAIM

The ornamental design for a handle for a kitchen tool or the like, as shown.

DESCRIPTION

FIG. 1 is a top, front perspective view of a handle for a kitchen tool or the like showing my new design; FIG. 2 is a front elevational view thereof; FIG. 3 is a left side elevational view thereof; FIG. 4 is a top, rear elevational view thereof; and FIG. 5 is a bottom end elevational view thereof.



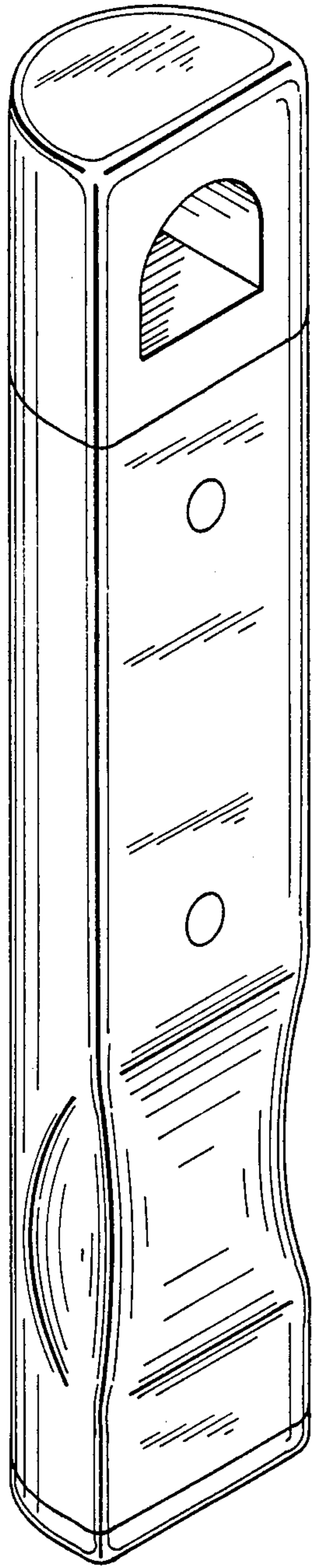


FIG. 1

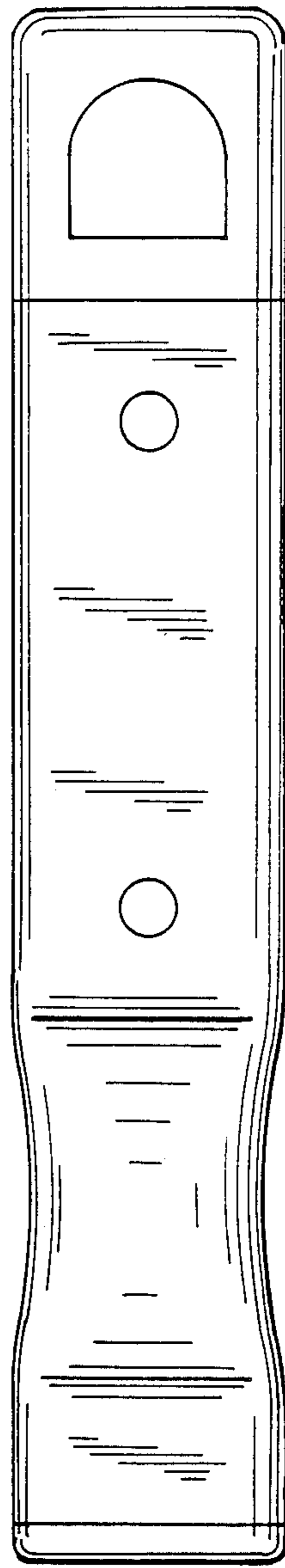


FIG. 2

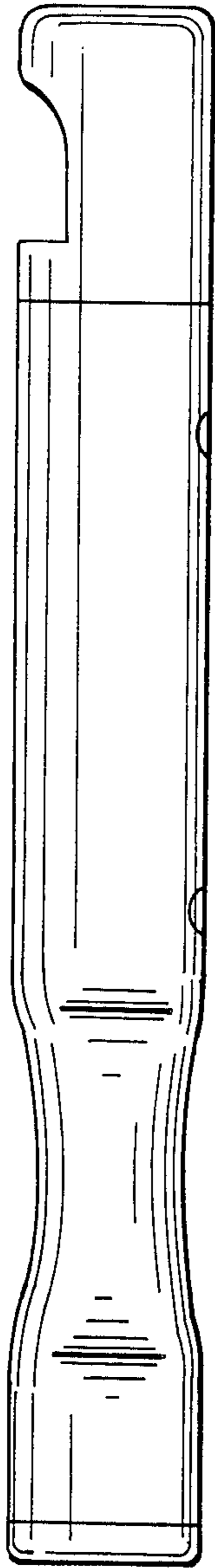


FIG. 3

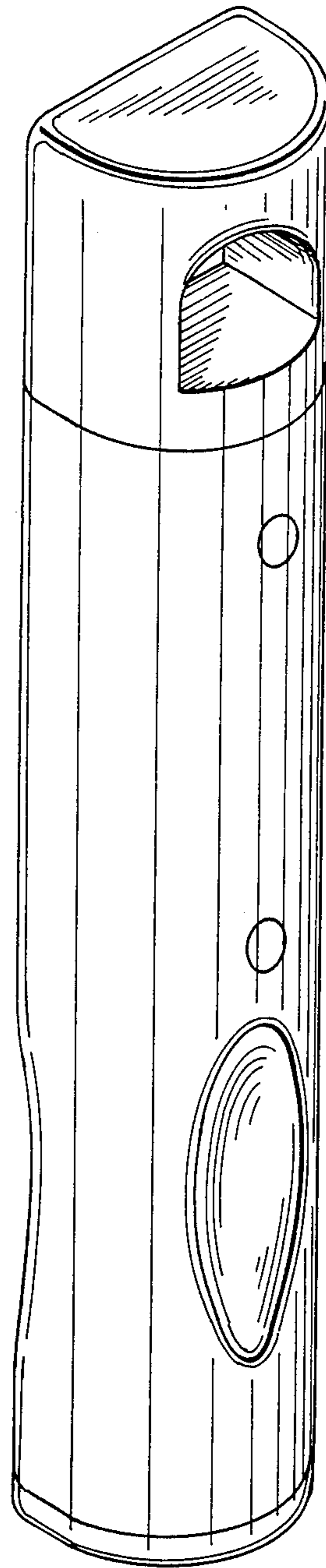


FIG. 4



FIG. 5