

[54] **DESK MODULE**

[75] **Inventor:** H. Jack Hunkele, Longboat Key, Fla.

[73] **Assignee:** H. Jack Henkele & Assoc., Inc., Longboat Key, Fla.

[**] **Term:** 14 Years

[21] **Appl. No.:** 911,660

[22] **Filed:** Sep. 25, 1986

[52] **U.S. Cl.** D6/427; D6/425

[58] **Field of Search** D6/422, 423, 425, 426, D6/427, 428, 431; 312/194, 195, 196

[56] **References Cited**

U.S. PATENT DOCUMENTS

- D. 202,270 9/1965 Federman D6/427
- D. 248,808 8/1978 Offrendi D6/431 X
- D. 250,237 11/1978 Hero et al. D6/427

OTHER PUBLICATIONS

The Wellington Series 8000, price list 8-14-1971, p. 3, top desk on page, item F8072.

Primary Examiner—Carmen H. Vales
Attorney, Agent, or Firm—Charles J. Prescott

[57] **CLAIM**

The ornamental design for a desk module, as shown and described.

DESCRIPTION

FIG. 1 is a perspective view of a desk module showing my new design;
FIG. 2 is a front elevational view with the extension tray in retracted position;
FIG. 3 is a rear elevational view thereof;
FIG. 4 is a top plan view thereof;
FIG. 5 is a bottom plan view thereof;
FIG. 6 is a left end elevational view thereof; and
FIG. 7 is a right end elevational view thereof.




Fig. 1





Fig. 2

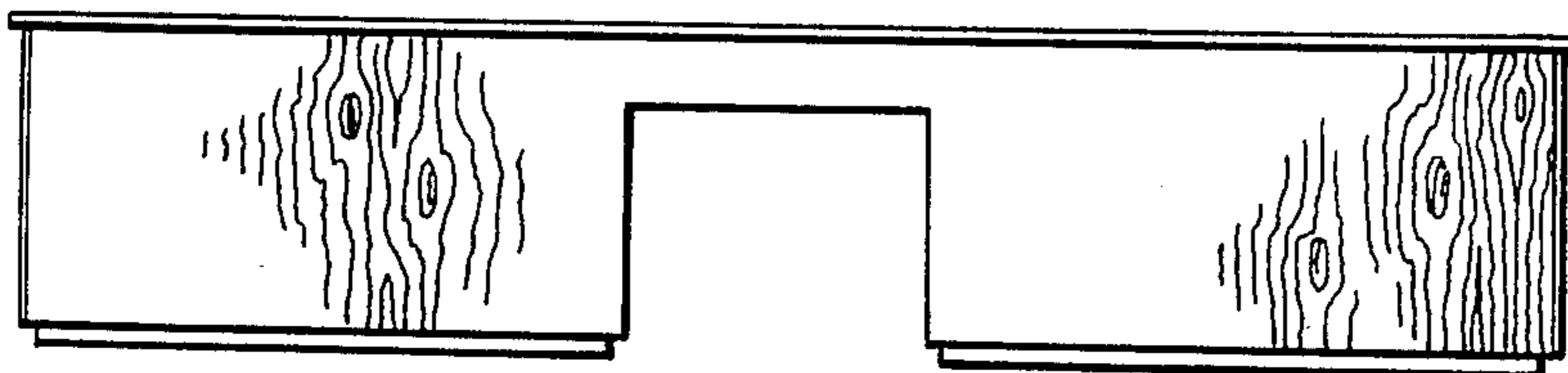


Fig. 3

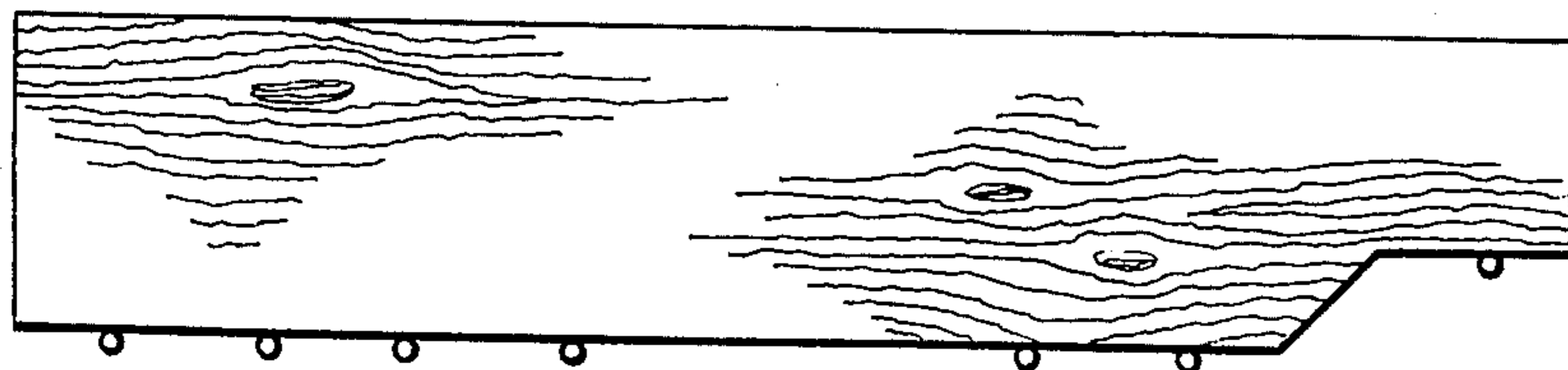


Fig. 4

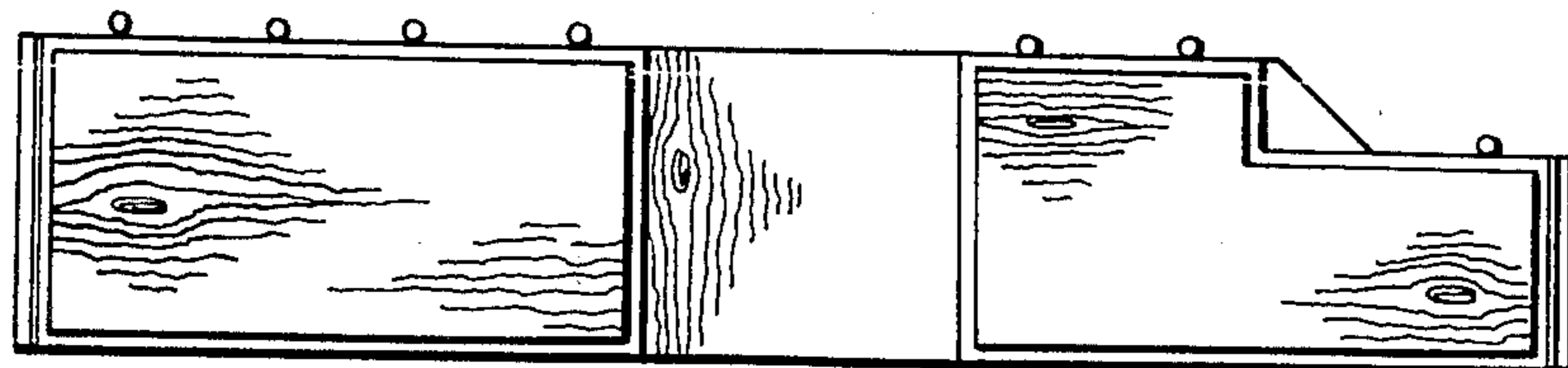


Fig. 5

Fig. 6

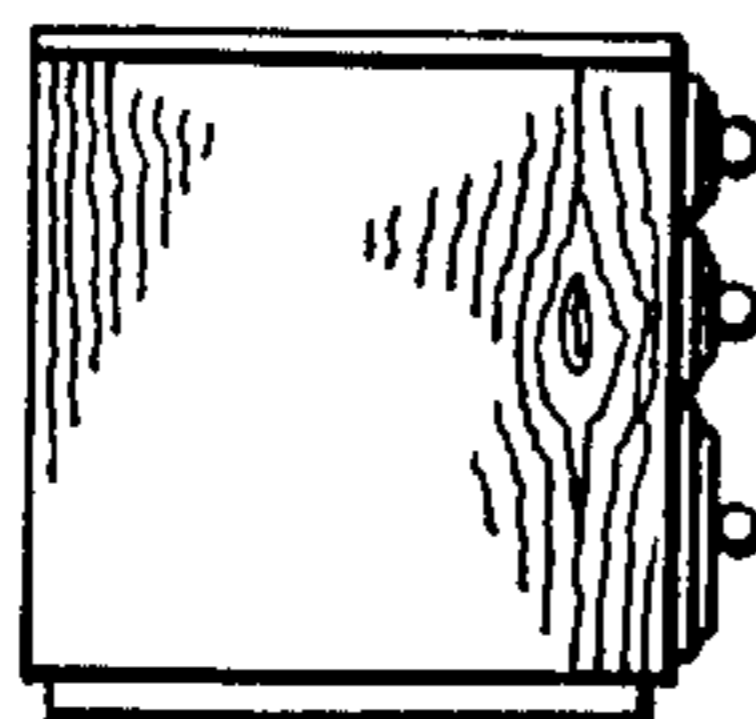


Fig. 7

