

[54] **PACKAGE BOW**
 [75] **Inventor: Francis Hunstiger, Parma Heights, Ohio**
 [73] **Assignee: American Greetings Corporation, Cleveland, Ohio**
 [**] **Term: 14 Years**
 [21] **Appl. No.: 779,656**
 [22] **Filed: Sep. 24, 1985**
 [52] **U.S. Cl. D11/184**
 [58] **Field of Search D11/131, 184; 428/4, 428/5; 223/46**

3,527,392 9/1970 Thayer .
 3,553,061 1/1971 West .
 3,563,427 2/1971 Fichter 223/46
 3,637,455 1/1972 Pearson et al. 161/49
 3,770,543 11/1973 Darabant 156/204
 4,329,382 5/1982 Truskolaski 428/4
 4,449,652 5/1984 Coppins et al. 223/46

Primary Examiner—Louis S. Zarfes
Attorney, Agent, or Firm—Baldwin, Egan, Hudak & Fetzer

[57] **CLAIM**

The ornamental design for a package bow, as shown and described.

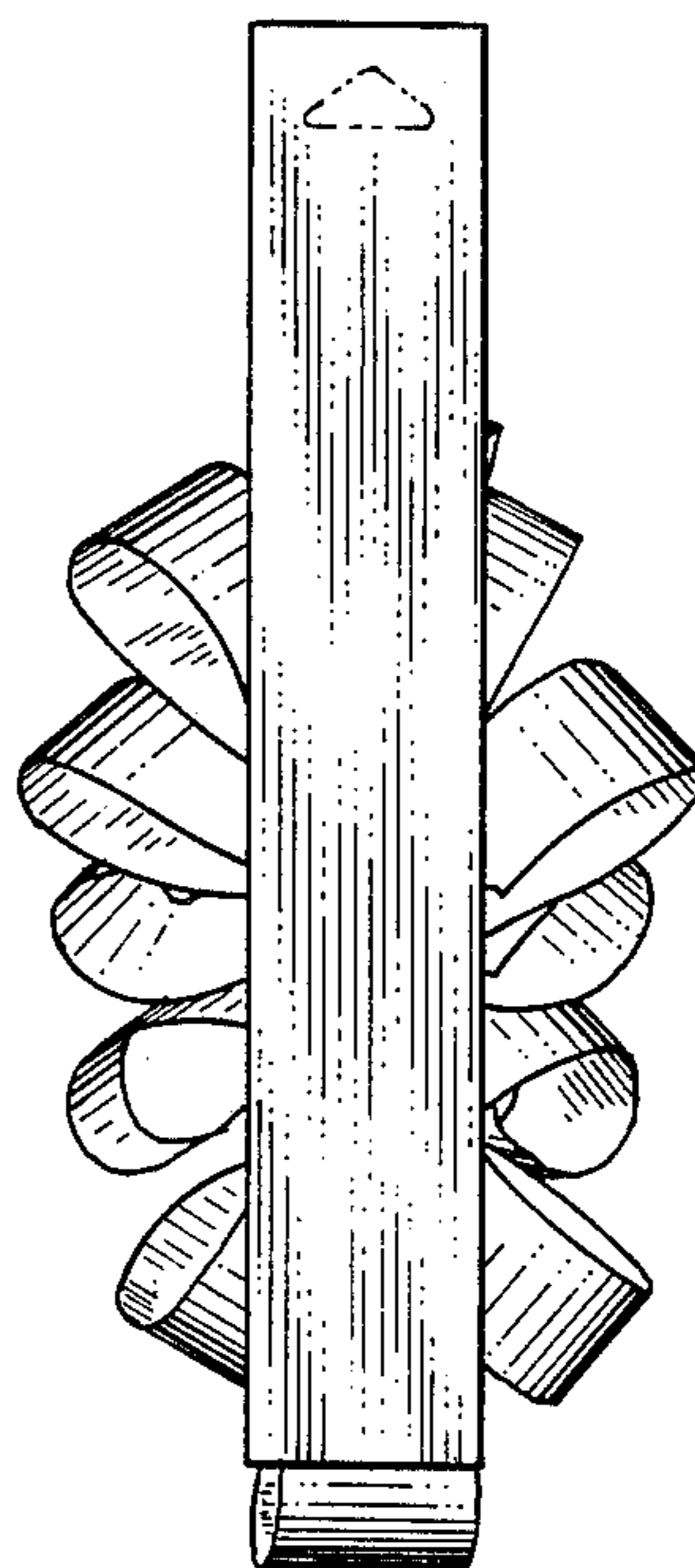

[56] **References Cited**

U.S. PATENT DOCUMENTS

D. 234,467	3/1975	Del Grosso	D11/184
D. 258,946	4/1981	DelGrosso	D11/184
2,841,905	7/1958	Wanchek	.	
2,933,223	4/1960	Kravig et al.	.	
3,112,240	11/1963	Kravig et al.	.	
3,143,259	8/1964	Paar	223/48
3,318,497	5/1967	Nimmo, Jr.	.	
3,383,270	5/1968	Nimmo, Jr.	.	
3,479,243	11/1969	Dolg	428/5

DESCRIPTION

FIG. 1 is a front elevational view of a package bow, showing my new design;
 FIG. 2 is a right side elevational view;
 FIG. 3 is a left side elevational view;
 FIG. 4 is a rear elevational view;
 FIG. 5 is a bottom plan view; and
 FIG. 6 is a top plan view.
 The broken line showing of an aperture in FIGS. 1 and 4 is for illustrative purposes only and forms no part of the claimed design.



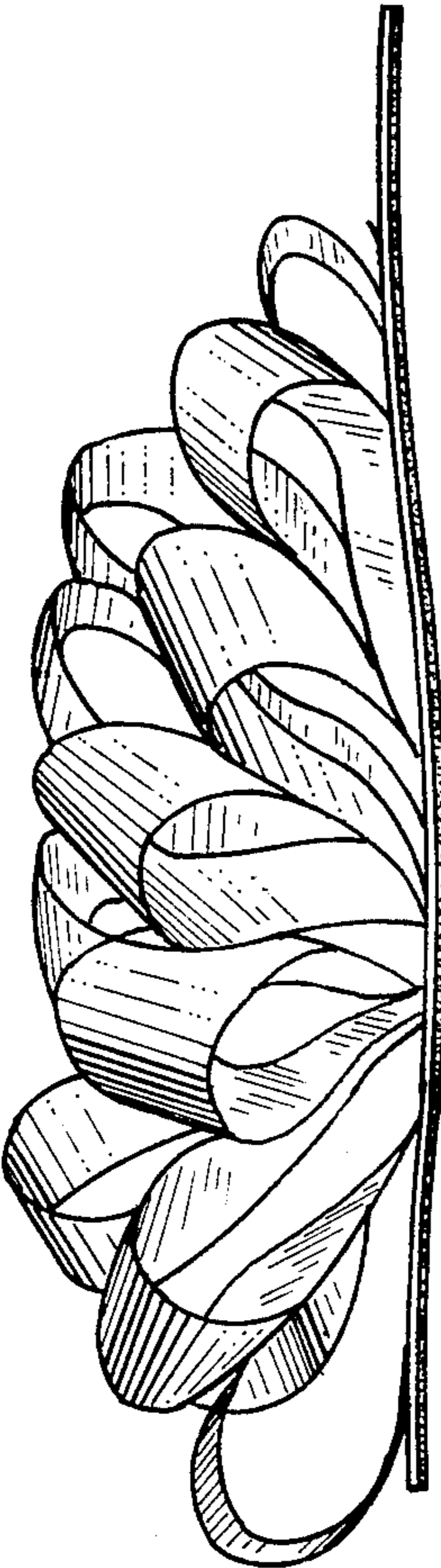


Fig. 2




Fig. 1

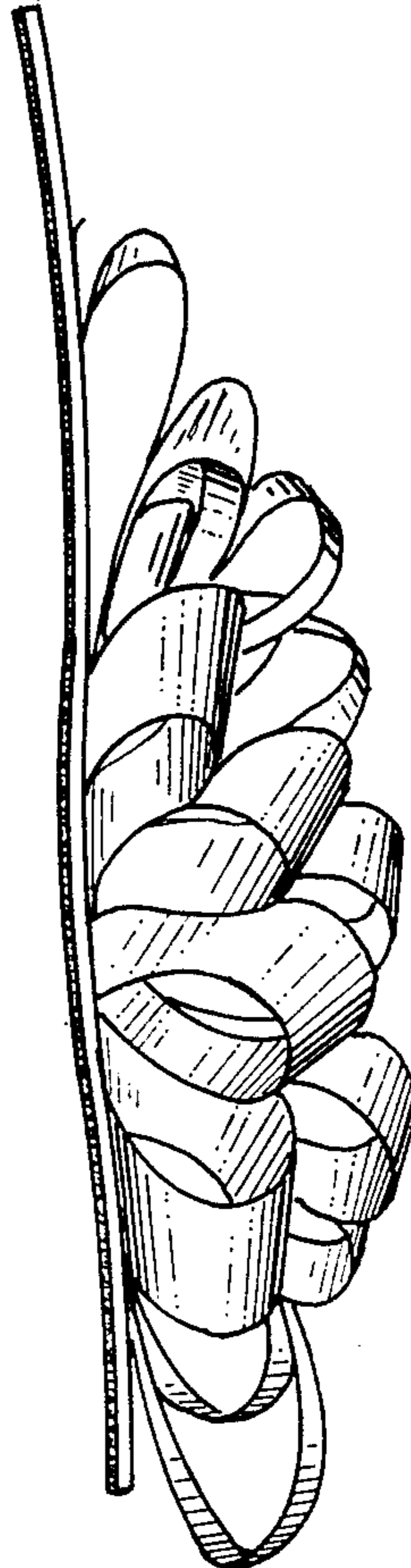


Fig. 3

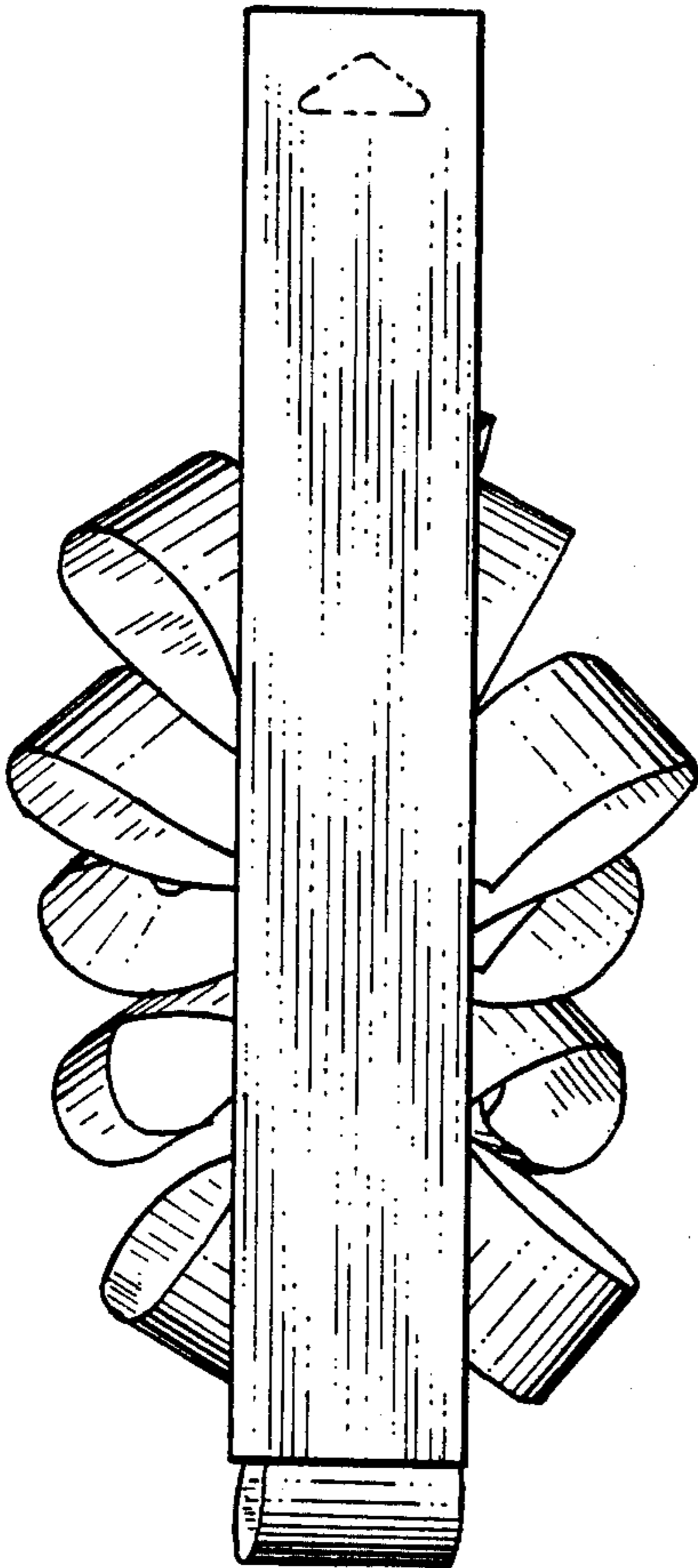


FIG 4

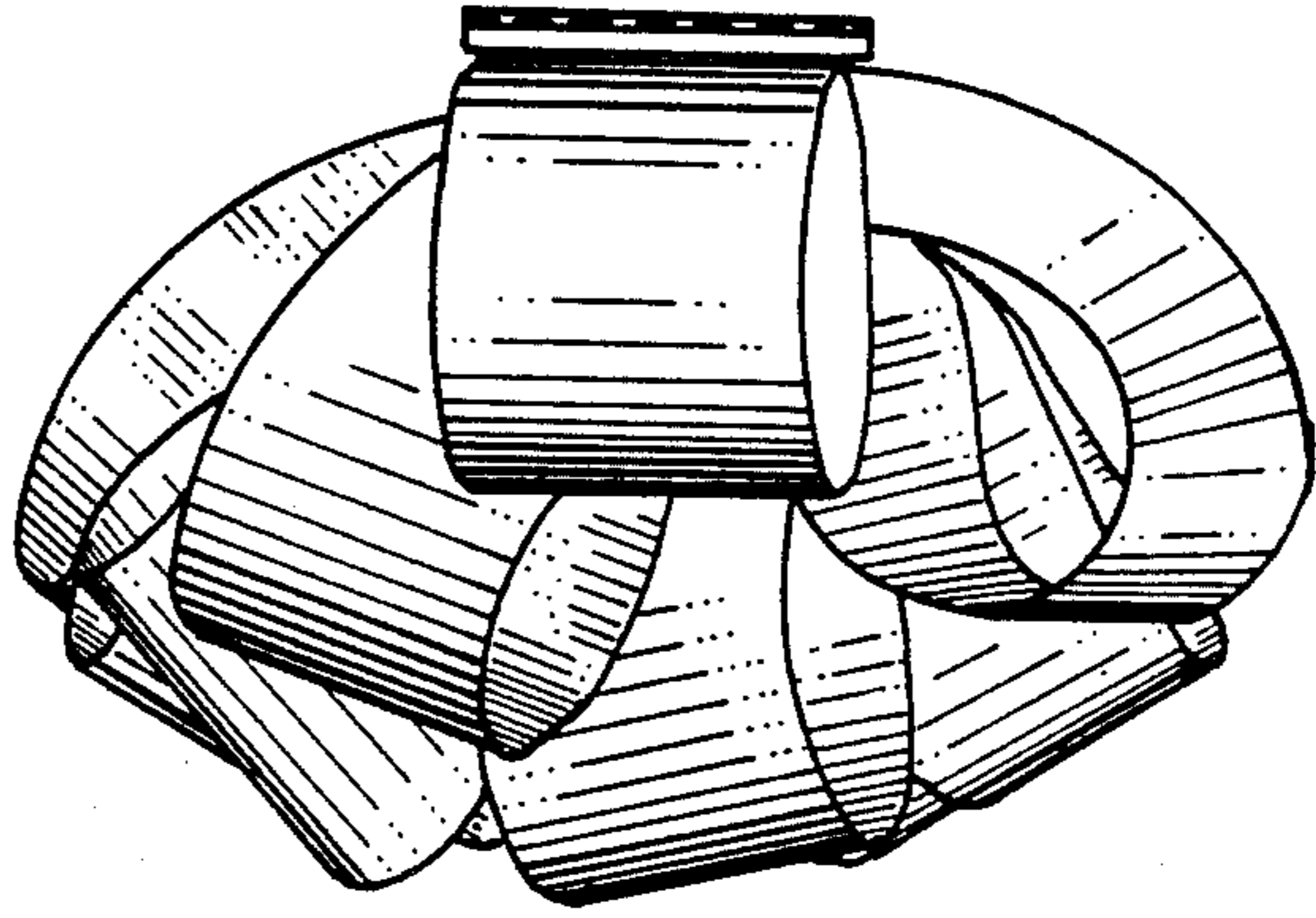


FIG 5




FIG 6