

[54] **TABLE TOP OR SIMILAR ARTICLE**

[75] **Inventor: William E. Stumpf, Winona, Minn.**
[73] **Assignee: Herman Miller, Inc., Zeeland, Mich.**
[**] **Term: 14 Years**
[21] **Appl. No.: 708,224**
[22] **Filed: Mar. 5, 1985**
[52] **U.S. Cl. D6/511; D6/555**
[58] **Field of Search D6/480, 481, 484, 486, D6/555, 509, 510, 511**

[56] **References Cited**

U.S. PATENT DOCUMENTS

- D. 56,168 8/1920 Jones et al. .
- D. 70,771 8/1926 McCargar .
- D. 100,453 7/1936 Conwell .
- D. 113,459 2/1939 Haag .
- D. 234,387 2/1975 Hodges et al. .
- D. 260,833 9/1981 de Polo et al. .
- D. 263,532 3/1982 Ferdinand et al. D6/555
- D. 287,445 12/1986 Estreich D6/484

OTHER PUBLICATIONS

Interiors, May 1981, p. 109, table by Davis Furn. Co.
Interiors, Sep. 1980, p. 127, table top right, Bierbaum & Co. adv.

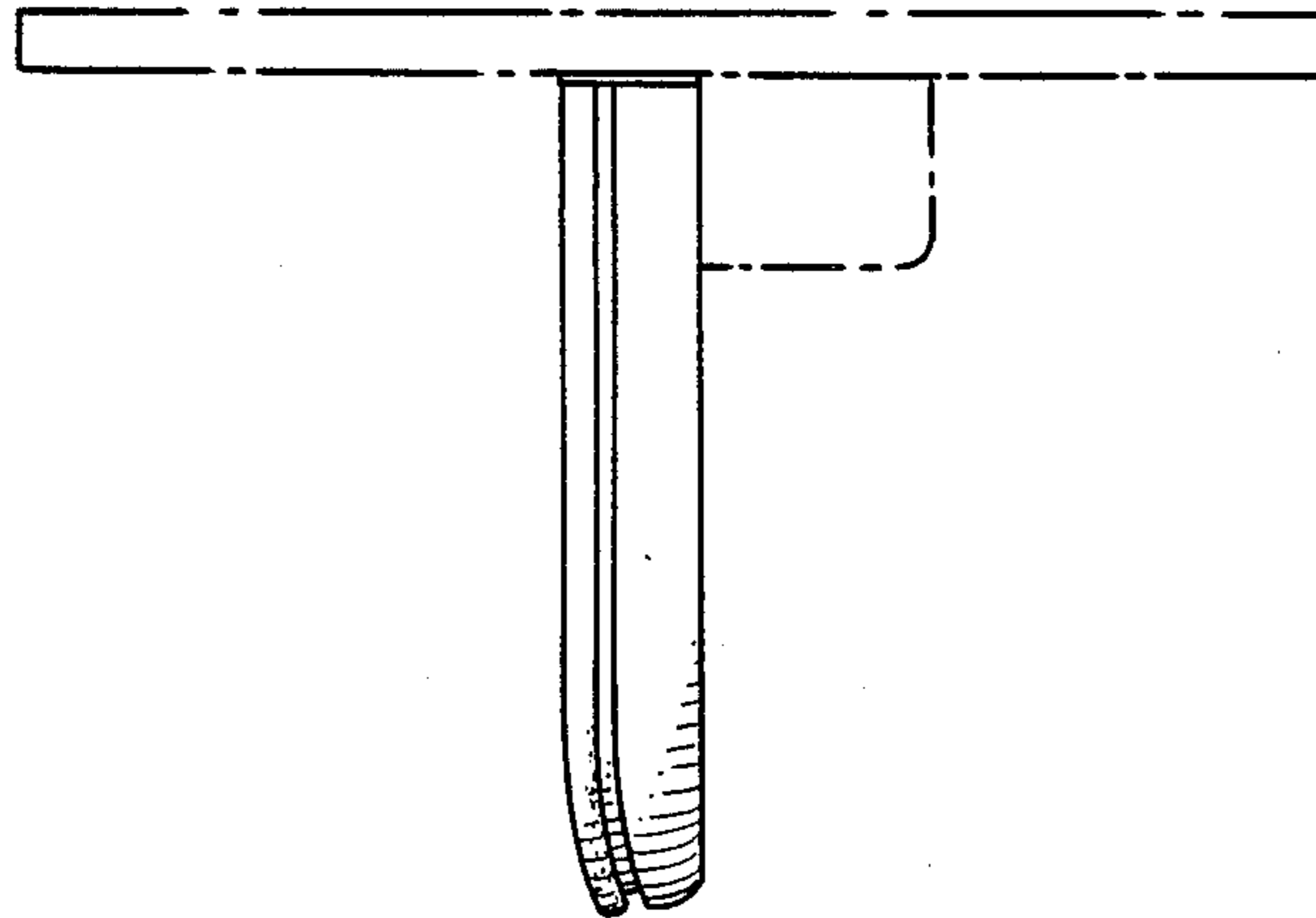
Primary Examiner—Bruce W. Dunkins
Attorney, Agent, or Firm—Varnum, Riddering, Schmidt & Howlett

[57] **CLAIM**

The ornamental design for a table top or similar article, as shown and described.

DESCRIPTION

FIG. 1 is a front elevational view of a table top or similar article showing my new design;
FIG. 2 is an end elevational view, the opposite end being a mirror image thereof; and
FIG. 3 is a top plan view of the table top or similar article;
The support structure depicted by means of dot-dash lines in FIGS. 1-3 have been shown for illustrative purposes only.



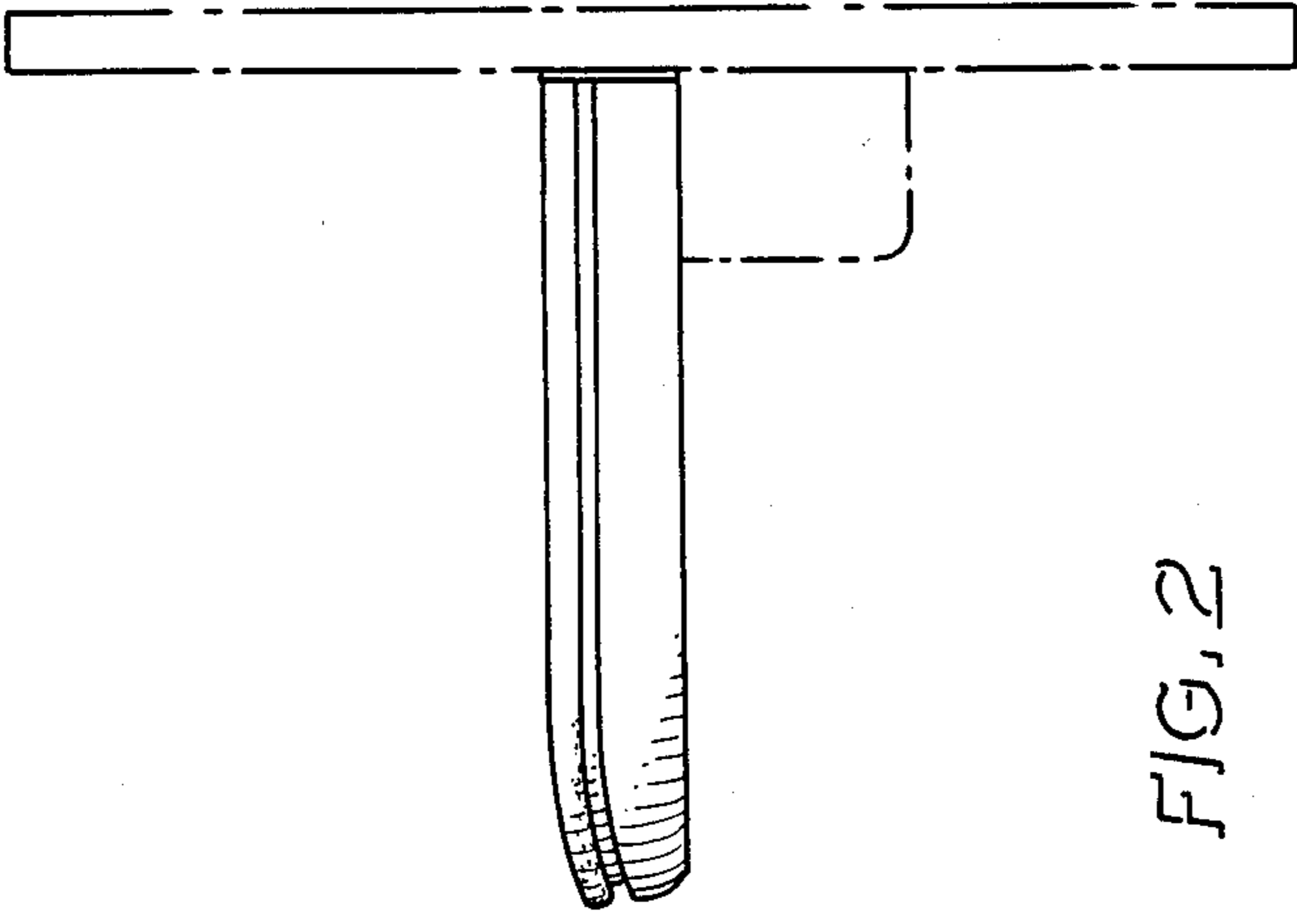


FIG. 2

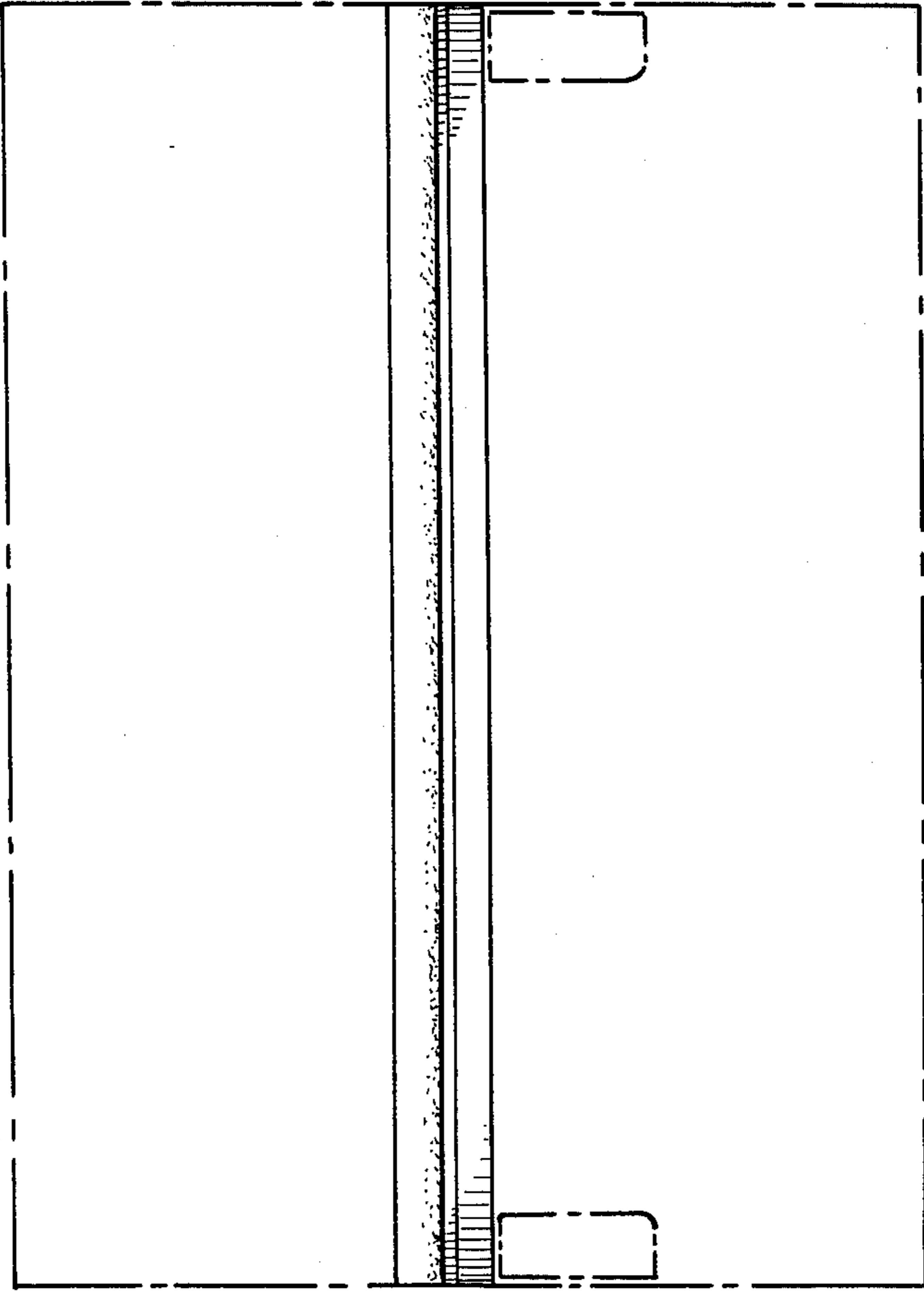


FIG. 1



FIG. 3