

[54] SHOE SOLE

4,266,349 5/1981 Schmohl 36/32 R

[75] Inventor: James K. Tong, Beaverton, Oreg.

[73] Assignee: AVIA Group International, Inc.,
Portland, Oreg.

[**] Term: 14 Years

[21] Appl. No.: 156,652

[22] Filed: Feb. 17, 1988

[52] U.S. Cl. D2/320

[58] Field of Search D2/264, 265, 274, 308-314,
D2/317-321; 36/25 R, 28, 29, 32 R, 43, 59 R,
59 C, 114, 132, 136

OTHER PUBLICATIONS

Sportstyle, Aug. 3, 1987, p. 11, "Lotto".
Footwear News, Oct. 5, 1987, p. 20, "Saucony".

Primary Examiner—Louis S. Zarfes
Attorney, Agent, or Firm—Saidman, Sterne, Kessler &
Goldstein

[57] CLAIM

The ornamental design for a shoe sole, as shown and described.

DESCRIPTION

FIG. 1 is a left side elevational view of a shoe sole showing my new design;
FIG. 2 is a right side elevational view thereof;
FIG. 3 is a bottom plan view thereof;
FIG. 4 is a front elevational view thereof; and
FIG. 5 is a rear elevational view thereof.
The broken line showing of a shoe upper in FIGS. 1-5 and the area within are environmental only and form no part of the claimed design.

[56] References Cited

U.S. PATENT DOCUMENTS

D. 274,574	7/1984	Stubblefield	D2/320
D. 284,420	7/1986	Kai Tong	D2/320
D. 285,023	8/1986	Kai Tong et al.	D2/320
D. 285,984	10/1986	Kai Tong et al.	D2/320
D. 290,660	7/1987	Selbiger	D2/320
D. 291,146	8/1987	Selbiger	D2/320
D. 296,152	6/1988	Selbiger	D2/320

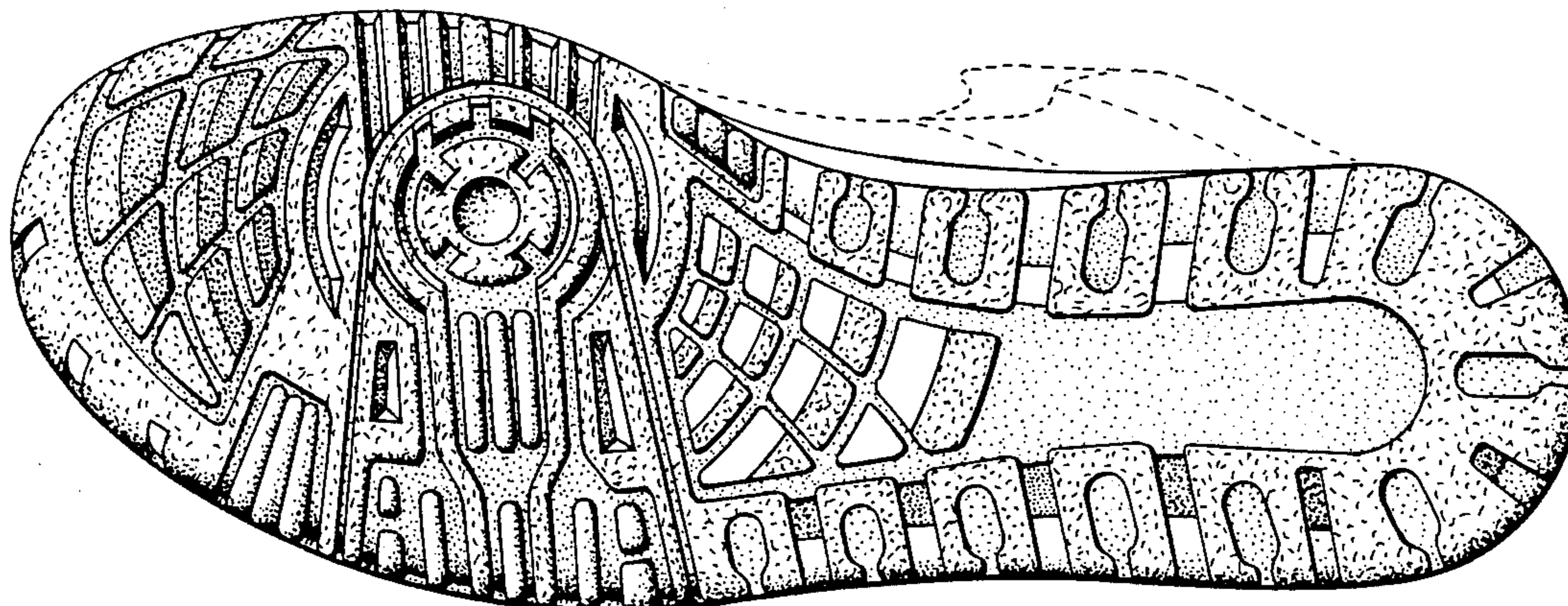



FIG. 1





FIG. 2



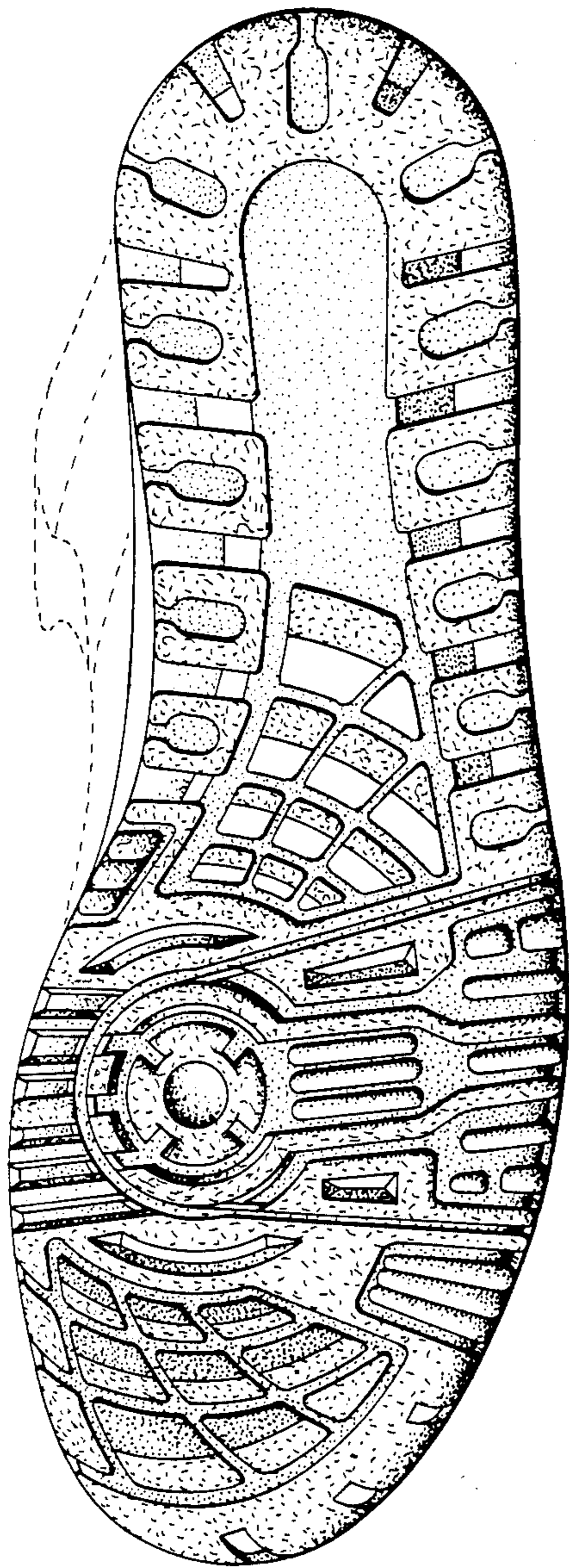


FIG. 3

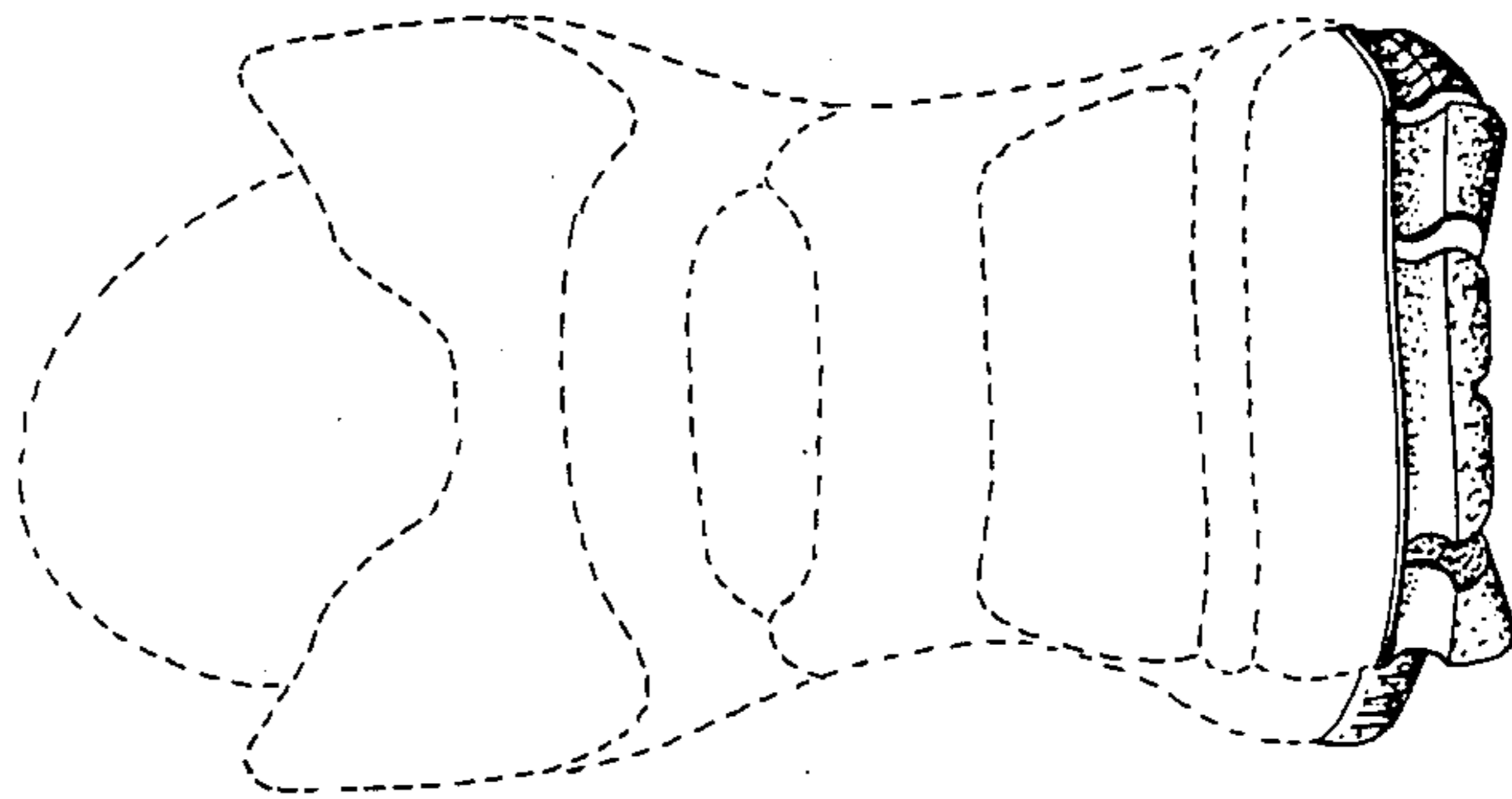


FIG. 4

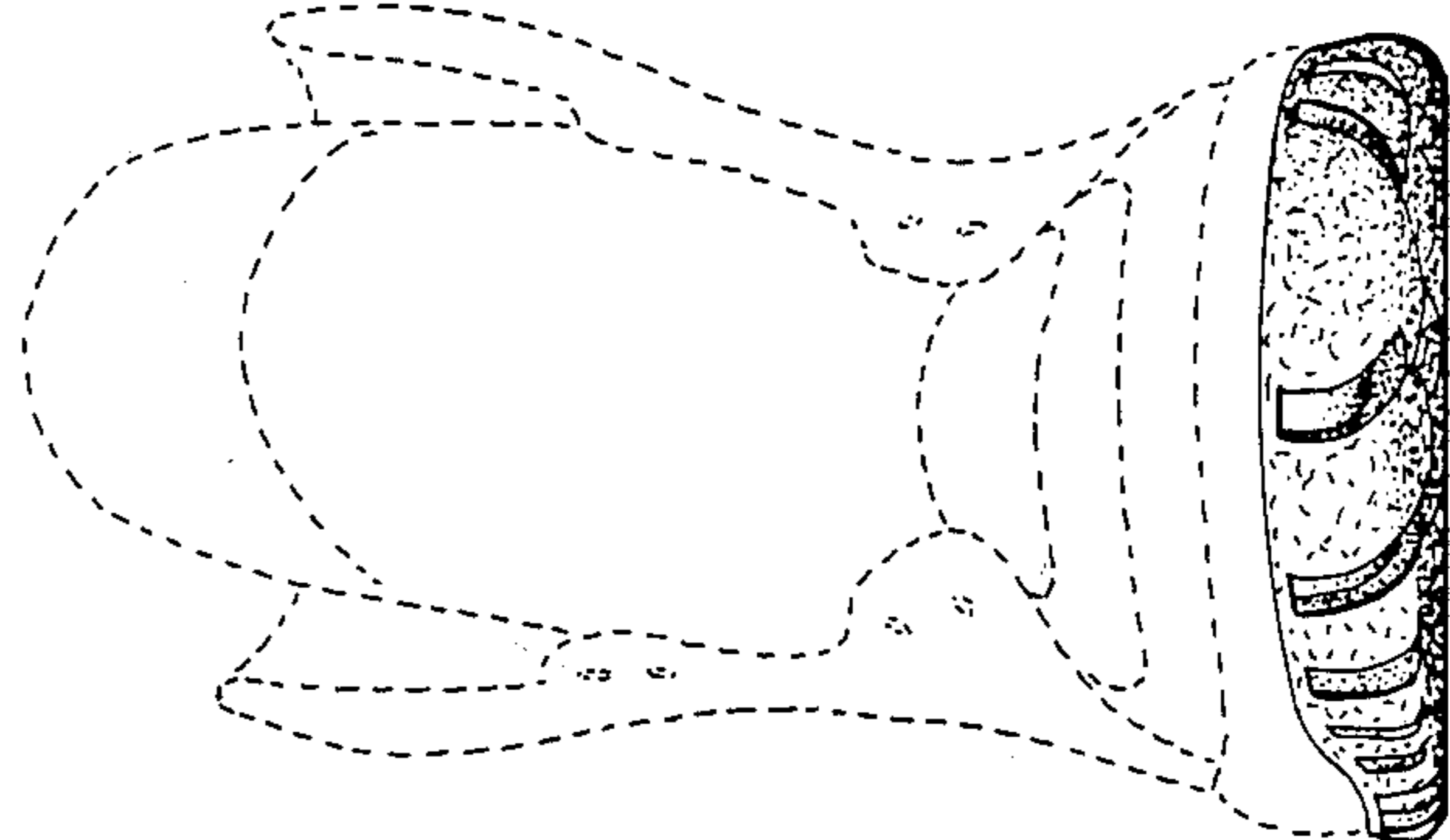


FIG. 5