

[54] **PUTTER HEAD**
[76] **Inventor: Charles A. Smith, 207 Cottingham Ct., Oceanside, Calif. 92054**
[**] **Term: 14 Years**
[21] **Appl. No.: 841,337**
[22] **Filed: Mar. 3, 1986**
[52] **U.S. Cl. D21/218**
[58] **Field of Search D21/214-220; 273/167-175, 164**

3,989,257 11/1976 Barr 273/175
4,067,572 1/1978 Coleman 273/79
4,147,357 4/1979 Strop 273/77 R
4,163,554 8/1979 Bernhardt 273/80 C
4,253,667 3/1981 Clark et al. 273/168

OTHER PUBLICATIONS

Golf Digest, May, 1967, p. 105, lower left, 2-way put-
ter.

Primary Examiner—Melvin B. Feifer
Attorney, Agent, or Firm—Duane C. Bowen

[57] **CLAIM**

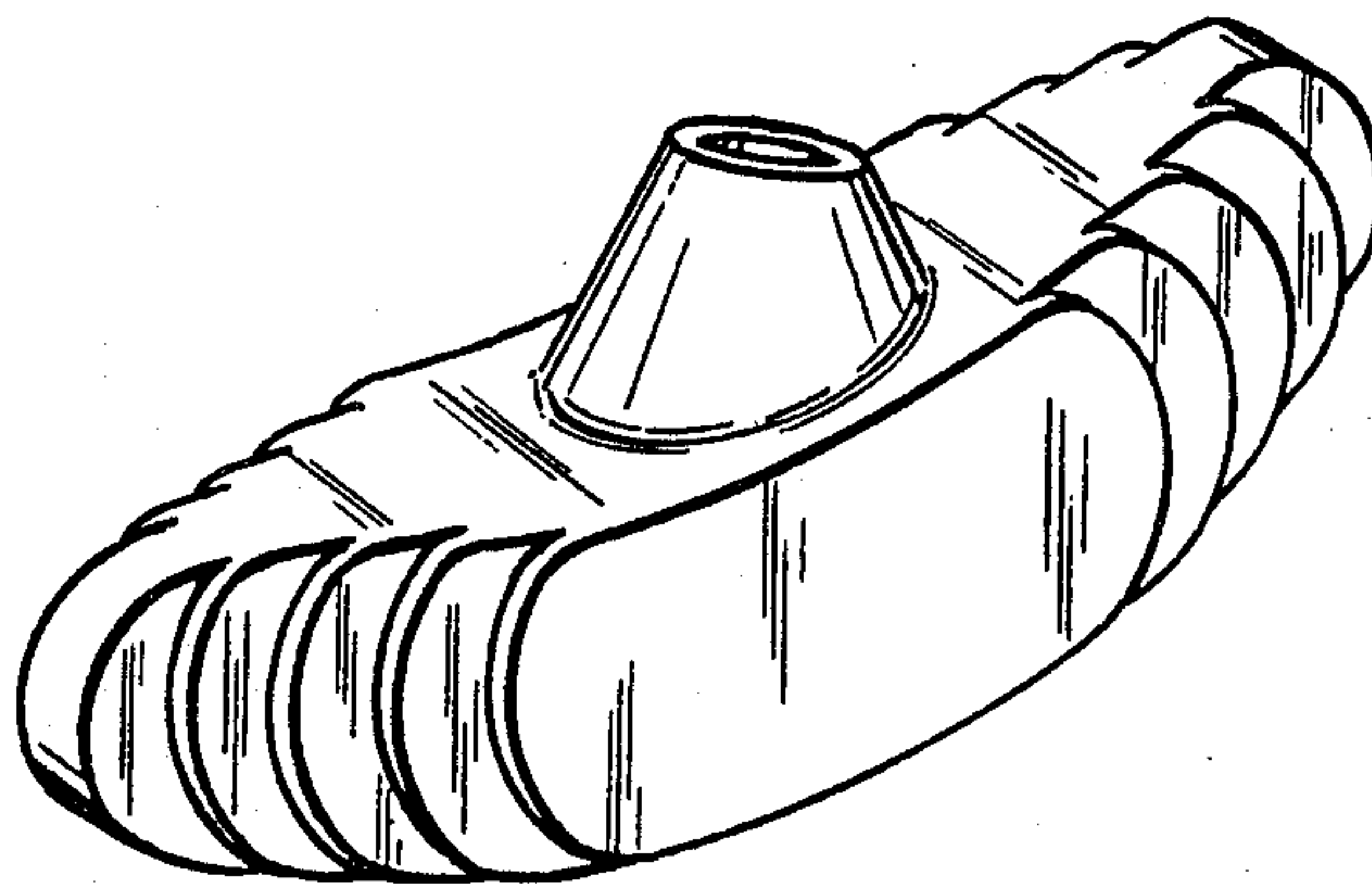
The ornamental design for a putter head, as shown and
described.

[56] **References Cited**
U.S. PATENT DOCUMENTS

D. 91,336 1/1934 Thompson D21/218
D. 180,257 5/1957 Wetzel D21/218
D. 223,766 6/1972 Houghtaling D21/217
D. 234,306 2/1975 Cummings D21/210
D. 240,949 8/1976 Jones D21/218
653,483 7/1900 McCrea D21/214
687,539 11/1901 Palmer .
3,204,962 9/1975 McCormick 273/80.1
3,758,115 9/1973 Høglund 273/164

DESCRIPTION

FIG. 1 is a perspective view of a putter head, showing
my new design;
FIG. 2 is a side view thereof; the opposite side being a
mirror image thereof;
FIG. 3 is a top view thereof;
FIG. 4 is a right end view thereof; and
FIG. 5 is a bottom view thereof.



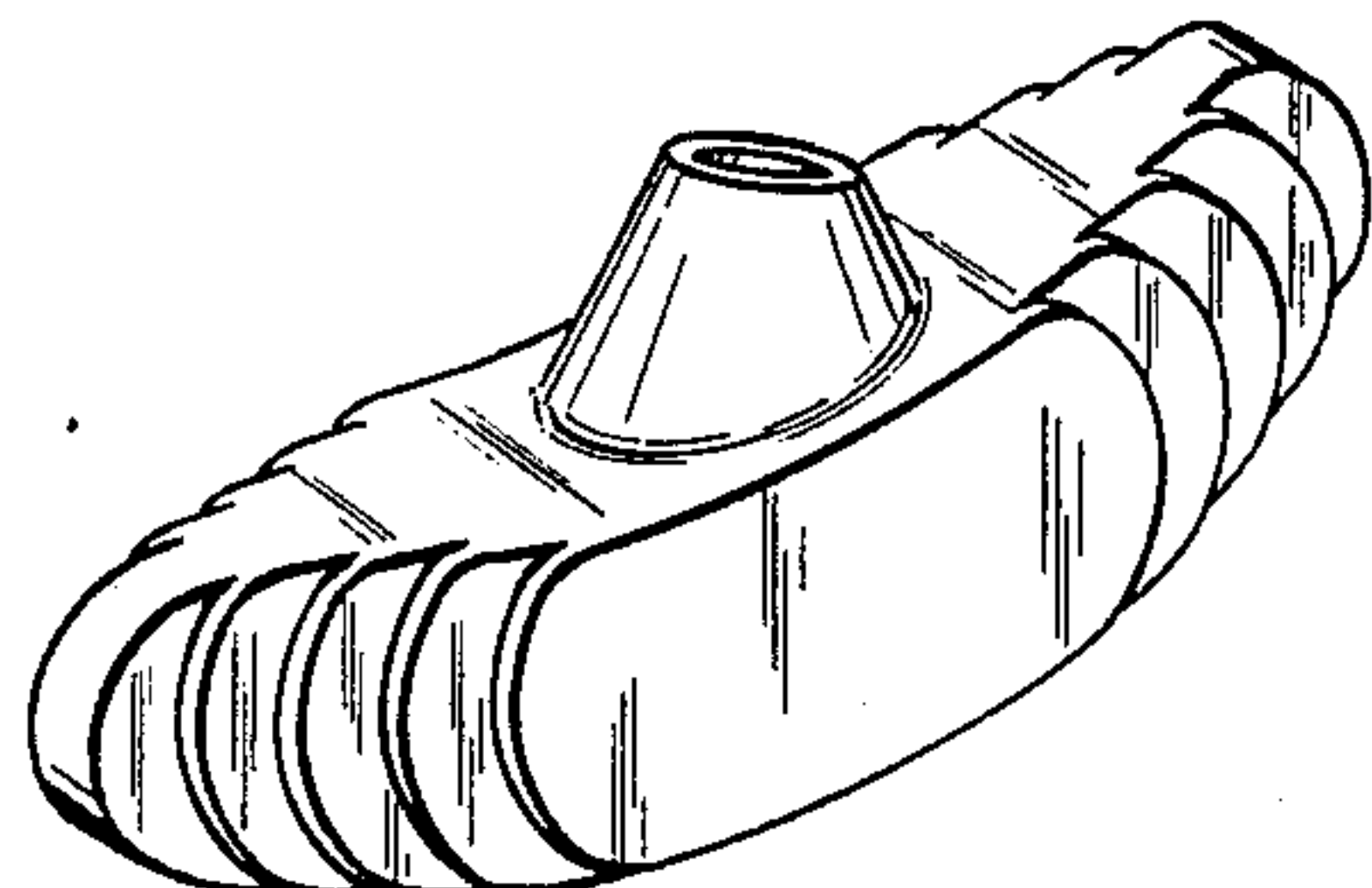


Fig. 1

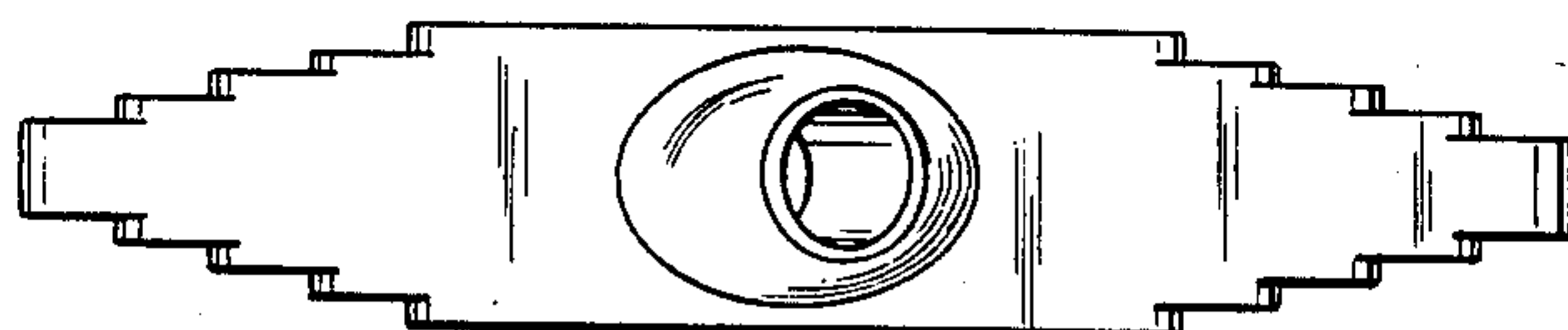


Fig. 3

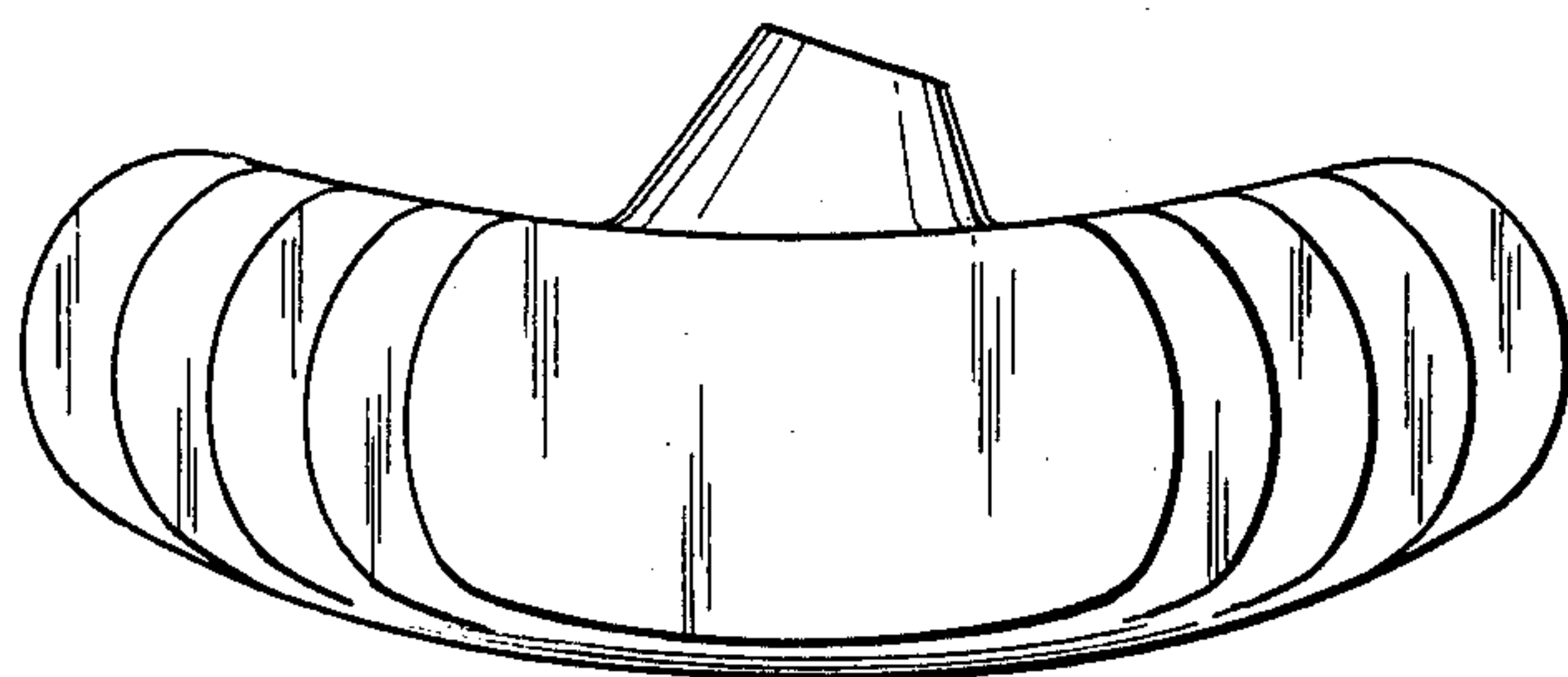


Fig. 2




Fig. 4




Fig. 5