

United States Patent [19]

Morozumi

[11] Patent Number: **Des. 298,254**

[45] Date of Patent: **** Oct. 25, 1988**

[54] **MICRO READER PRINTER**

[75] Inventor: **Kiyotaka Morozumi, Fujisawa, Japan**

[73] Assignee: **Ricoh Company, Ltd., Tokyo, Japan**

[**] Term: **14 Years**

[21] Appl. No.: **806,850**

[22] Filed: **Nov. 27, 1985**

[30] **Foreign Application Priority Data**

May 29, 1985 [JP] Japan 60-022518

[52] U.S. Cl. **D16/28; D16/14**

[58] Field of Search **D16/11, 14, 16, 27, D16/28, 29, 33; 355/44, 45**

[56] **References Cited**

U.S. PATENT DOCUMENTS

- D. 182,709 5/1958 Bravo D16/11
- D. 226,683 4/1973 Helgesson D16/14
- D. 247,178 2/1978 Kubnick D16/14

- 3,547,534 12/1970 Akiyama 355/45
- 3,765,759 10/1973 Yamada 355/45
- 4,278,346 7/1981 Toriumi 355/45
- 4,616,925 10/1986 Saijo 355/44

Primary Examiner—Nelson C. Holtje
Attorney, Agent, or Firm—Oblon, Fisher, Spivak,
McClelland & Maier

[57] **CLAIM**

The ornamental design for micro reader printer, as shown and described.

DESCRIPTION

FIG. 1 is a front and top right perspective view of a micro reader printer, showing my new design;
FIG. 2 is a front elevational view thereof;
FIG. 3 is a top plan view thereof;
FIG. 4 is a right side elevational view thereof;
FIG. 5 is a left side elevational view thereof;
FIG. 6 is a rear elevational view thereof; and
FIG. 7 is a bottom plan view thereof.




FIG. 1

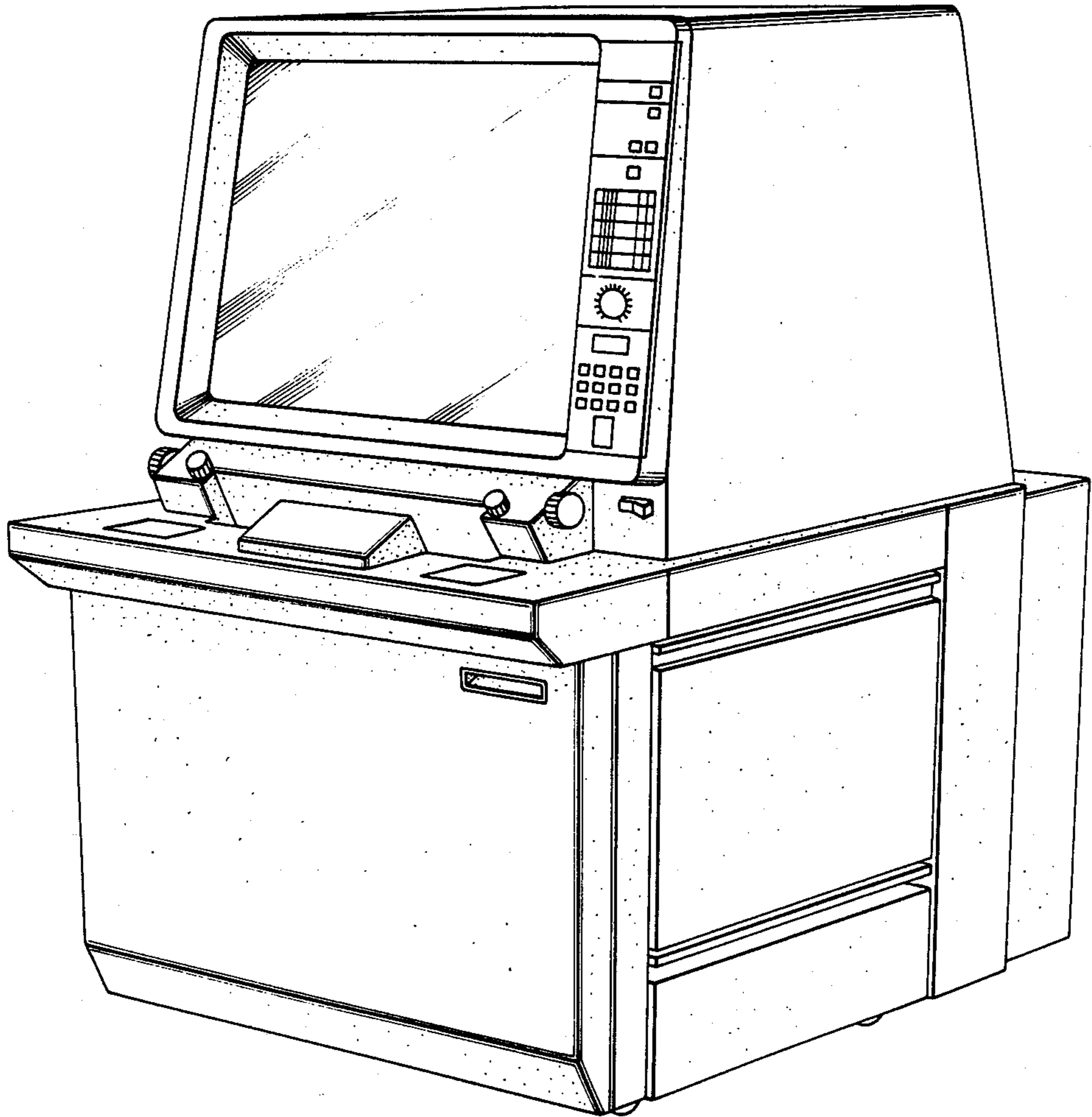


FIG. 3

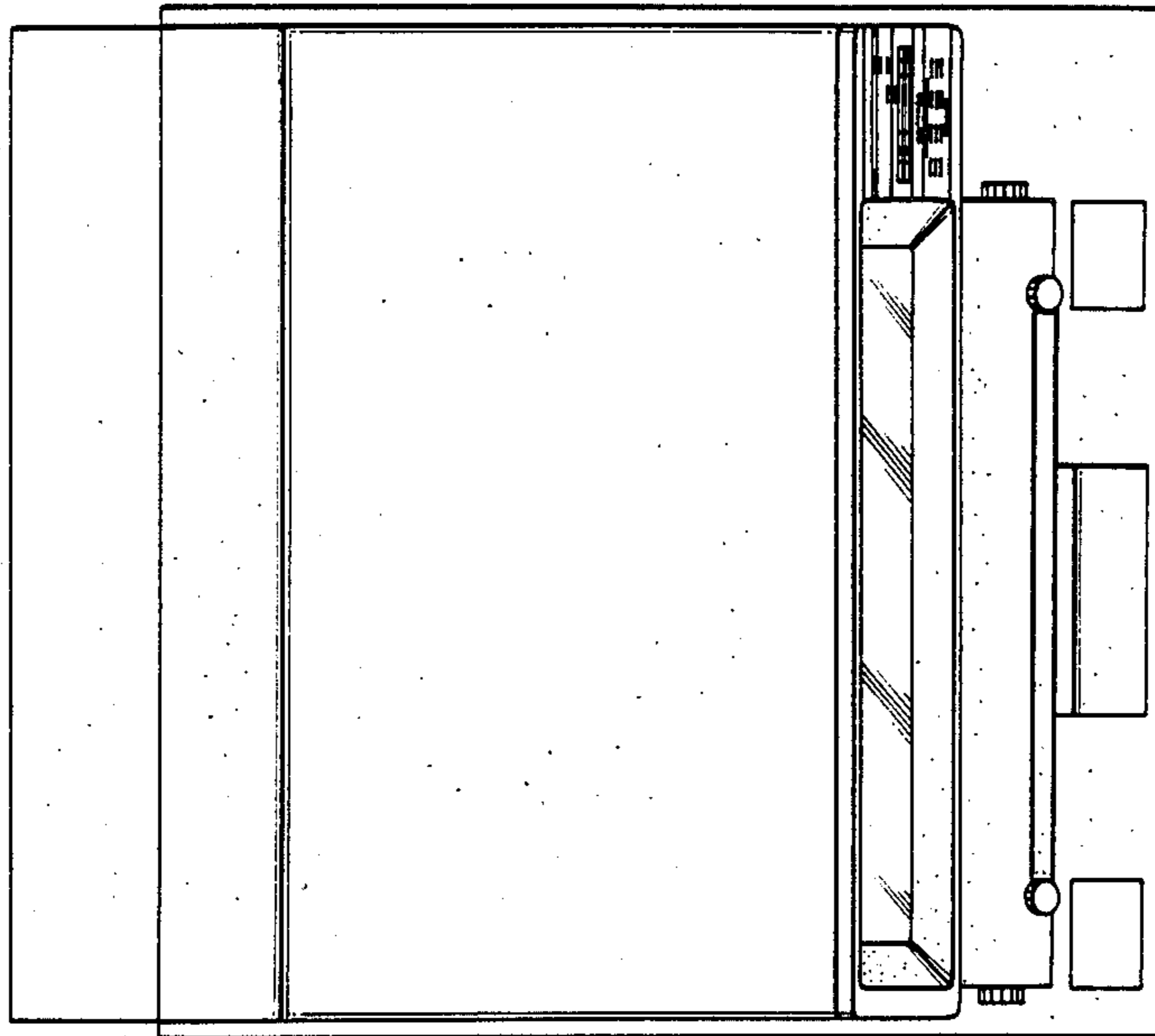
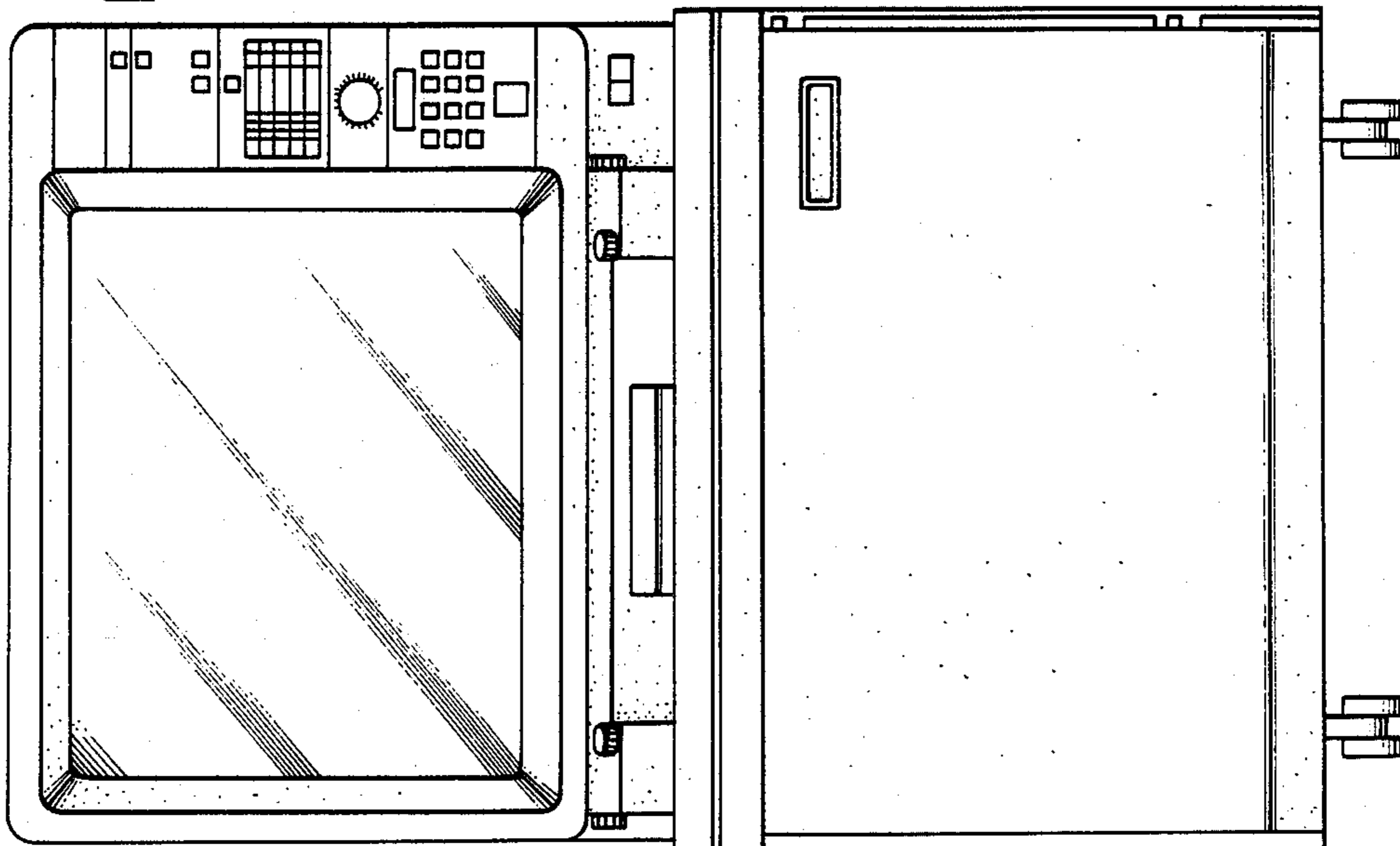


FIG. 2



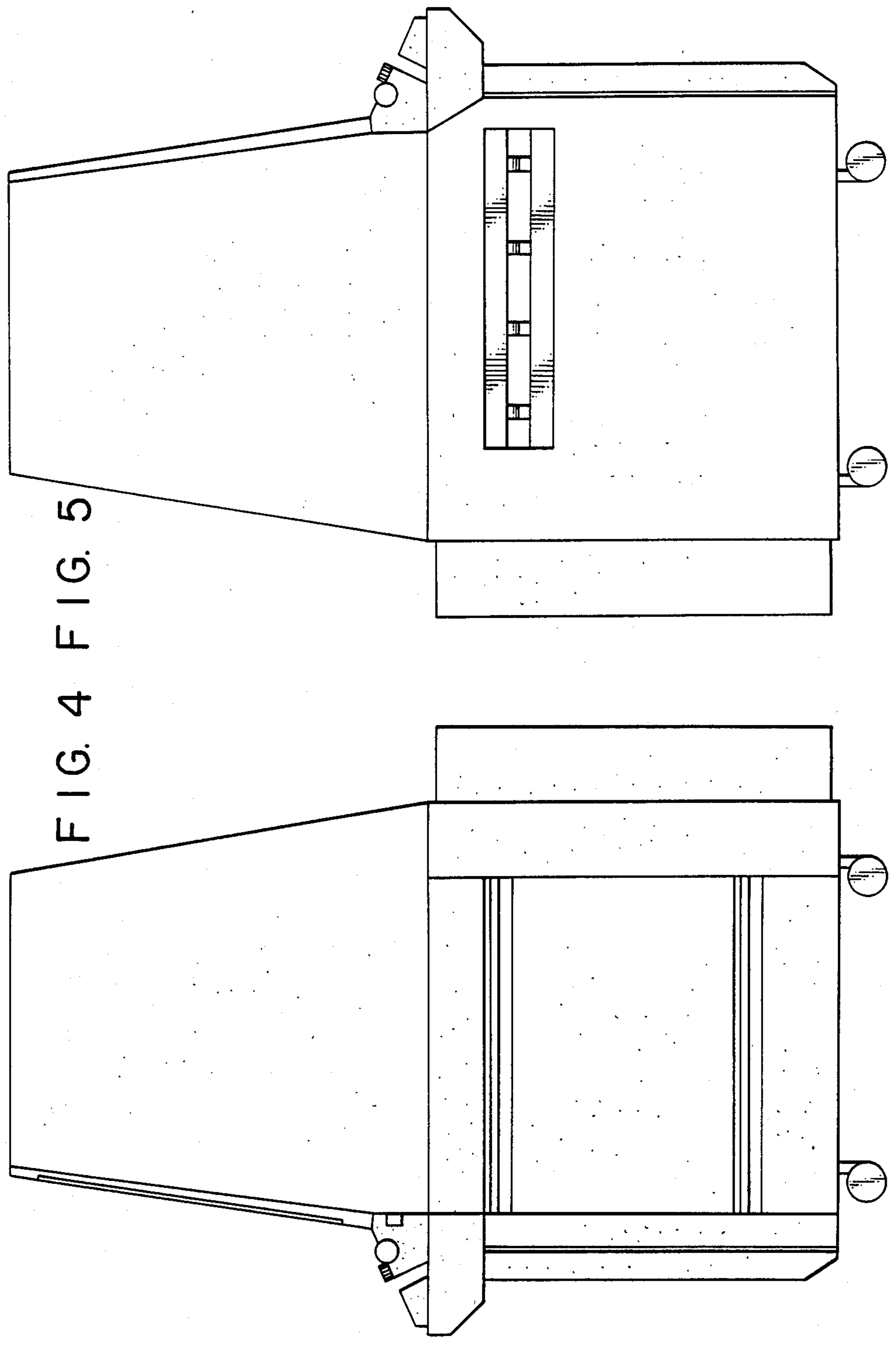


FIG. 4 FIG. 5

FIG. 6




FIG. 7

