

[54] **PORTABLE RADIO TELEPHONE**

[75] Inventor: **Katsuhito Watanabe, Tokyo, Japan**

[73] Assignee: **Oki Electric Industry Co., Ltd., Tokyo, Japan**

[\*\*] Term: **14 Years**

[21] Appl. No.: **66,738**

[22] Filed: **Jun. 25, 1987**

[30] **Foreign Application Priority Data**

Dec. 27, 1986 [JP] Japan ..... 61-51196

[52] U.S. Cl. .... **D14/64; D14/53; D14/68**

[58] Field of Search ..... **D14/53, 63, 66, 57, D14/64, 62, 68, 92; 379/419, 61, 428, 433, 434, 436, 440, 444; D21/11; 455/89, 90; D18/12**

[56] **References Cited**

**U.S. PATENT DOCUMENTS**

D. 254,195	2/1980	Genaro et al. ....	D18/12
D. 256,691	9/1980	Camenzind .....	D14/57
D. 260,992	9/1981	Feinberge et al. ....	D14/53
D. 264,465	5/1982	Mackenzie .....	D14/53
D. 272,344	1/1984	Mackenzie .....	D14/63 X
D. 274,243	6/1984	Asaki et al. ....	D14/64 X
D. 279,001	5/1985	Nagasawa .....	D14/68 X
D. 281,517	11/1985	Kolich .....	D21/11
D. 282,467	2/1986	Felix et al. ....	D14/63 X
D. 284,663	7/1986	Edwards .....	D14/53
D. 285,200	8/1986	Bressler et al. ....	D14/53
D. 287,493	12/1986	Young .....	D14/53
D. 287,971	1/1987	Bond .....	D14/64 X
D. 289,042	3/1987	Bond .....	D14/57 X
D. 289,044	3/1987	Watanabe .....	D14/68 X
D. 289,045	3/1987	Brown .....	D14/66
D. 291,437	8/1987	Lee .....	D14/53
D. 291,804	9/1987	George .....	D14/68 X
D. 292,513	10/1987	Gilberton .....	D14/64 X
4,251,696	2/1981	Mackenzie et al. ....	D14/53 U X
4,268,721	5/1981	Nielsen et al. ....	379/444
4,481,382	11/1984	Villa-Red .....	D14/64 U X
4,648,125	3/1987	Brown .....	455/89
4,661,659	4/1987	Nishimura .....	379/61

4,672,685	6/1987	Phillips et al. ....	455/90
4,694,485	9/1987	Iwase .....	379/62

**FOREIGN PATENT DOCUMENTS**

0135759	8/1984	Japan .....	379/428
2159372	11/1985	Japan .....	379/61

**OTHER PUBLICATIONS**

New York Times, 2/24/88; Potamkin Ad; Cellular Phone as agent for Nynex.

New York Times, 10/30/84; Motorola Ad; 8000X Portable Cellular Phone.

*Primary Examiner*—Horace B. Fay

*Attorney, Agent, or Firm*—Wenderoth, Lind & Ponack

[57] **CLAIM**

The ornamental design for a portable handset radio telephone, as shown and described.

**DESCRIPTION**

FIGS. 1 and 2 are respectively front and rear elevational views of a portable handset radio telephone showing my new design in slidably extended position; FIGS. 3 and 4 are respectively left and right side elevational views thereof;

FIGS. 5 and 6 are respectively top and bottom plan views thereof;

FIG. 7 is a cross-sectional view taken on line VII—VII in FIG. 1 with interior construction omitted;

FIG. 8 is a front, top and right side perspective view thereof;

FIG. 9 is a front, top and right side perspective view with the handset in closed position; and

FIG. 10 is a front, top and right side perspective view in extended position of a second embodiment thereof corresponding to FIG. 8, with the differences in this embodiment vis-a-vis the first being showing of the handset telephone in operative condition with antenna raised, and with the display panel, and sundry pushbuttons bearing typical operative indicia.

The broken line showing of numerals in the display panel in FIG. 10 is for illustrative purposes only and forms no part of the claimed design.

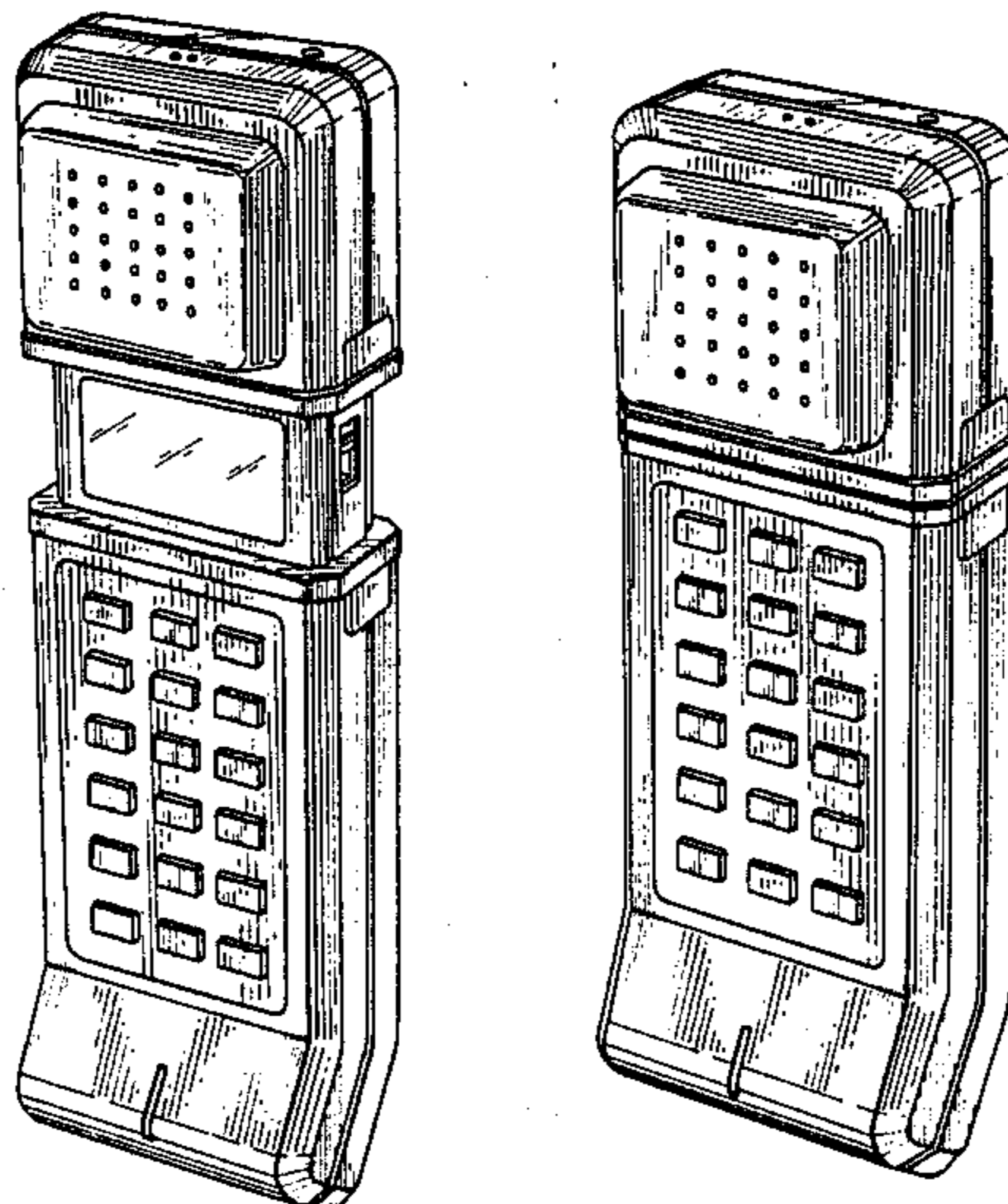


Fig. 1

Fig. 2

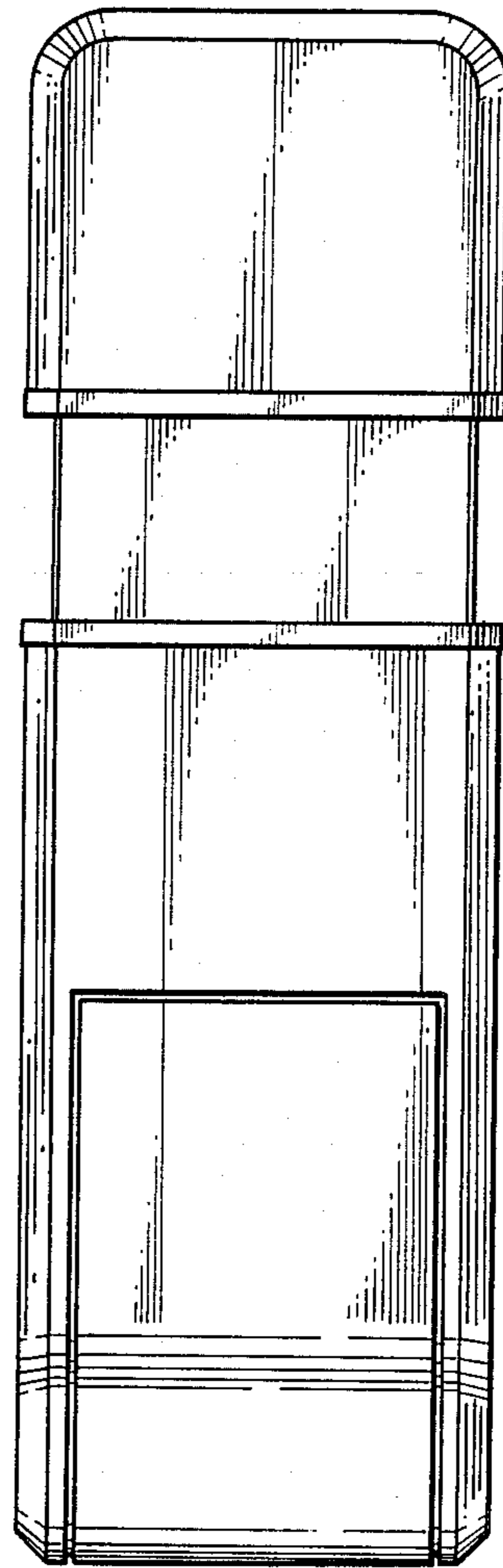
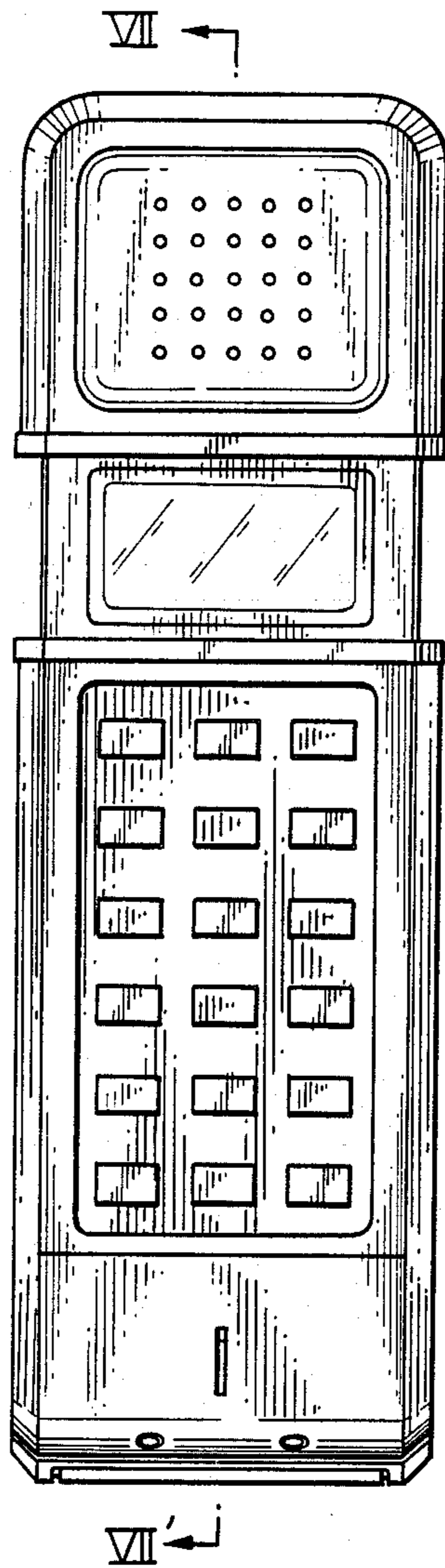


Fig. 3

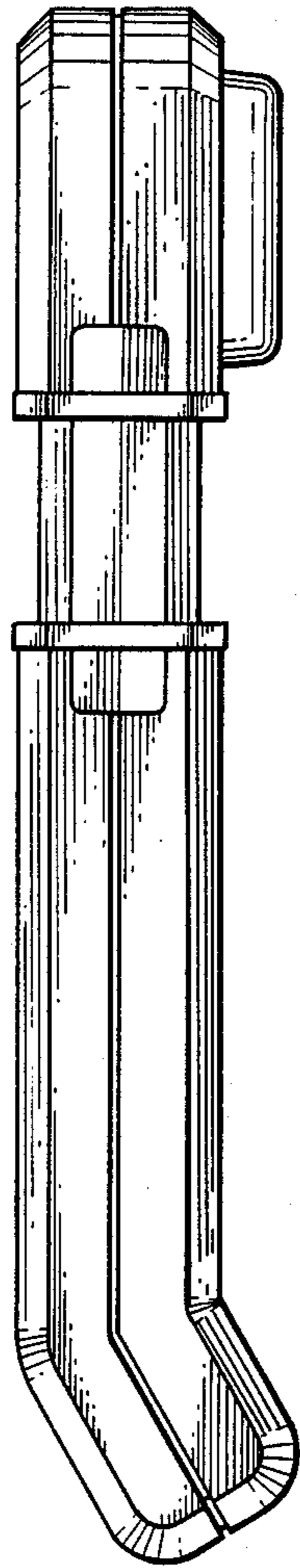


Fig. 4

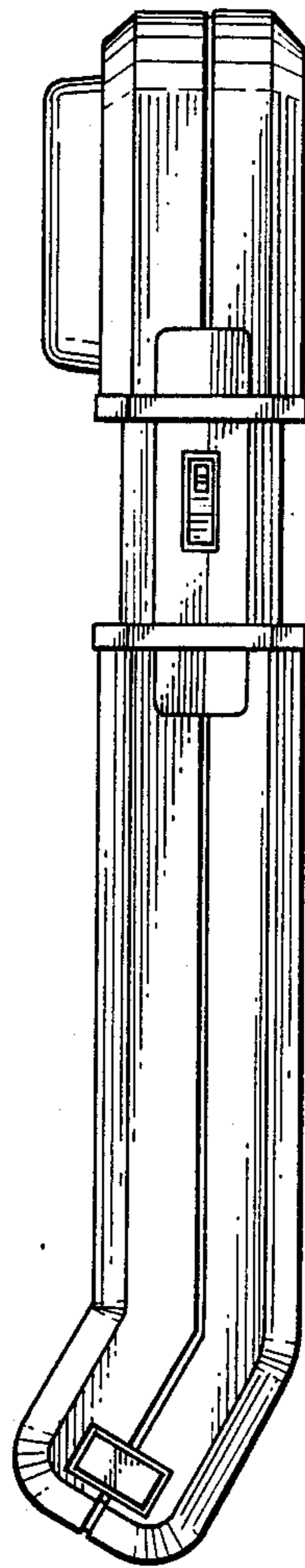


Fig. 5

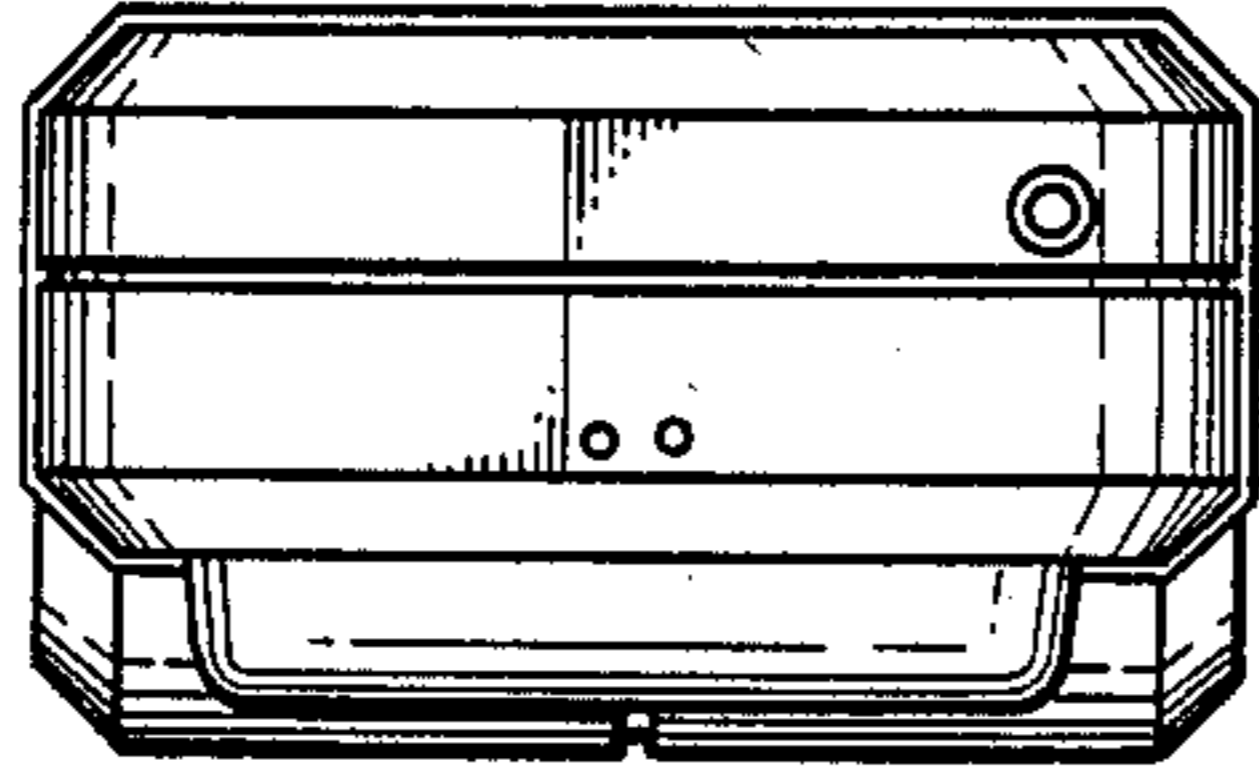


Fig. 7

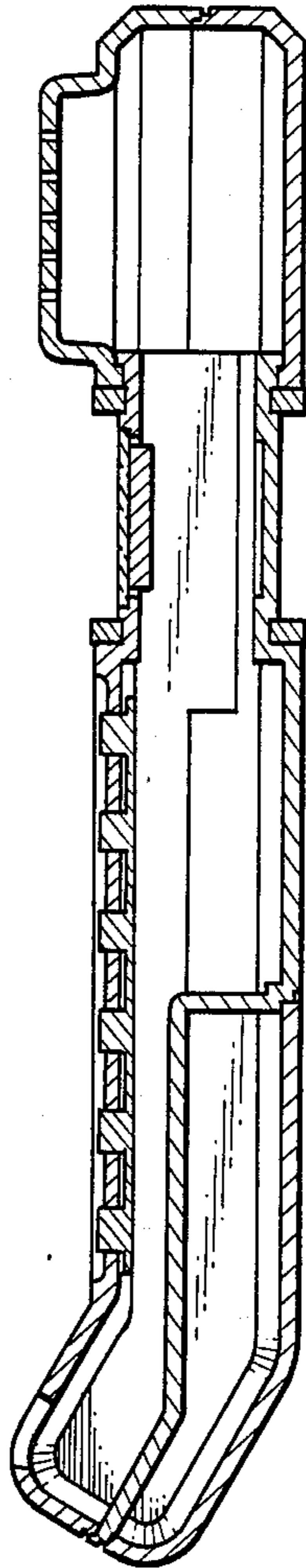


Fig. 6




Fig. 8




Fig. 9




Fig. 10

