

[54] COMBINED TAPE PLAYER AND RADIO RECEIVER

[75] Inventor: Kaoru Sumita, Tokyo, Japan

[73] Assignee: Sony Corporation, Tokyo, Japan

[**] Term: 14 Years

[21] Appl. No.: 817,616

[22] Filed: Jan. 10, 1986

[30] Foreign Application Priority Data

Jul. 16, 1985 [JP] Japan 60-30353

[52] U.S. Cl. D14/5; D14/72

[58] Field of Search D14/1, 2, 3, 5, 6, 68, D14/70, 71, 72, 75, 99; 455/344, 350, 351

[56] References Cited

U.S. PATENT DOCUMENTS

D. 277,565 2/1985 Murakami et al. D14/5

D. 288,440 2/1987 Sakamoto D14/5 X

D. 290,114 6/1987 Kukita et al. D14/68

Primary Examiner—Bernard Ansher

Assistant Examiner—Theodore M. Shooman

Attorney, Agent, or Firm—Lewis H. Eslinger; Jay H. Maioli

[57] CLAIM

The ornamental design for a combined tape player and radio receiver, as shown and described.

DESCRIPTION

FIG. 1 is a front perspective view of a combined tape player and radio receiver, showing my new design; FIG. 2 is a front elevational view thereof; FIG. 3 is a rear elevational view thereof; FIG. 4 is a left-side elevational view thereof; FIG. 5 is a right-side elevational view thereof; FIG. 6 is a top plan view thereof; FIG. 7 is a bottom plan view thereof; and FIG. 8 is a front perspective view thereof, shown with the tape compartment door in an open position.




FIG. 1




FIG. 2

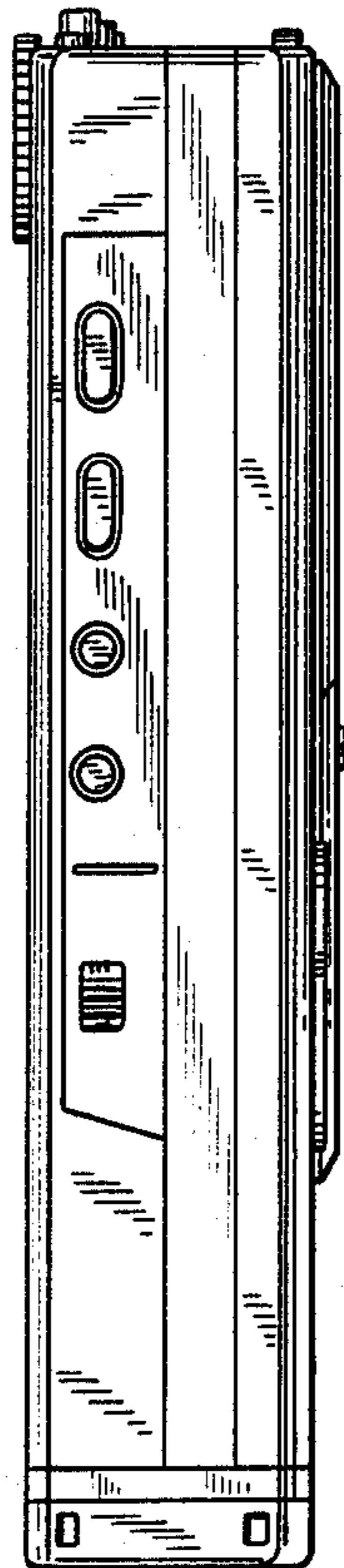
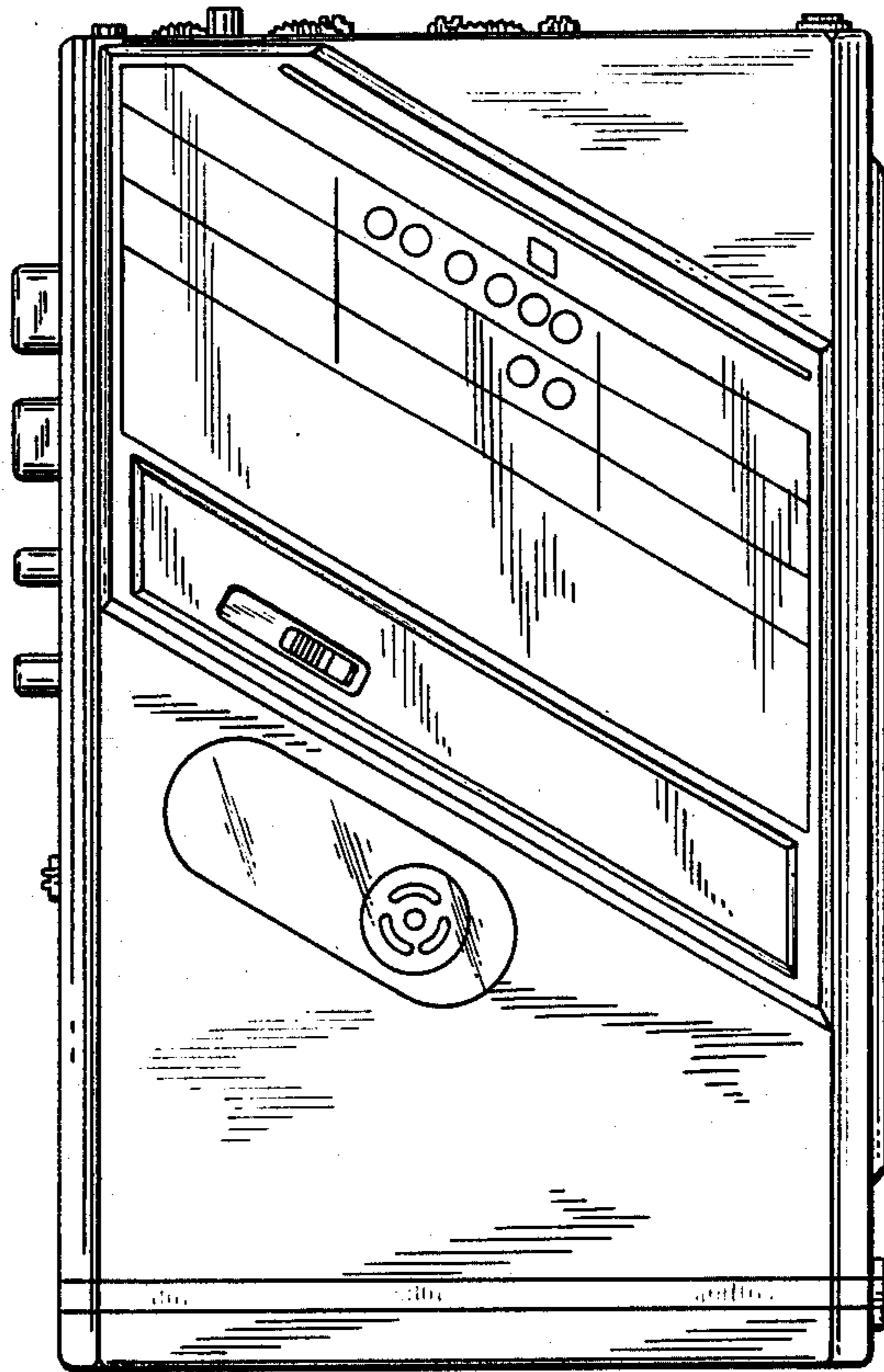


FIG. 4

FIG. 6

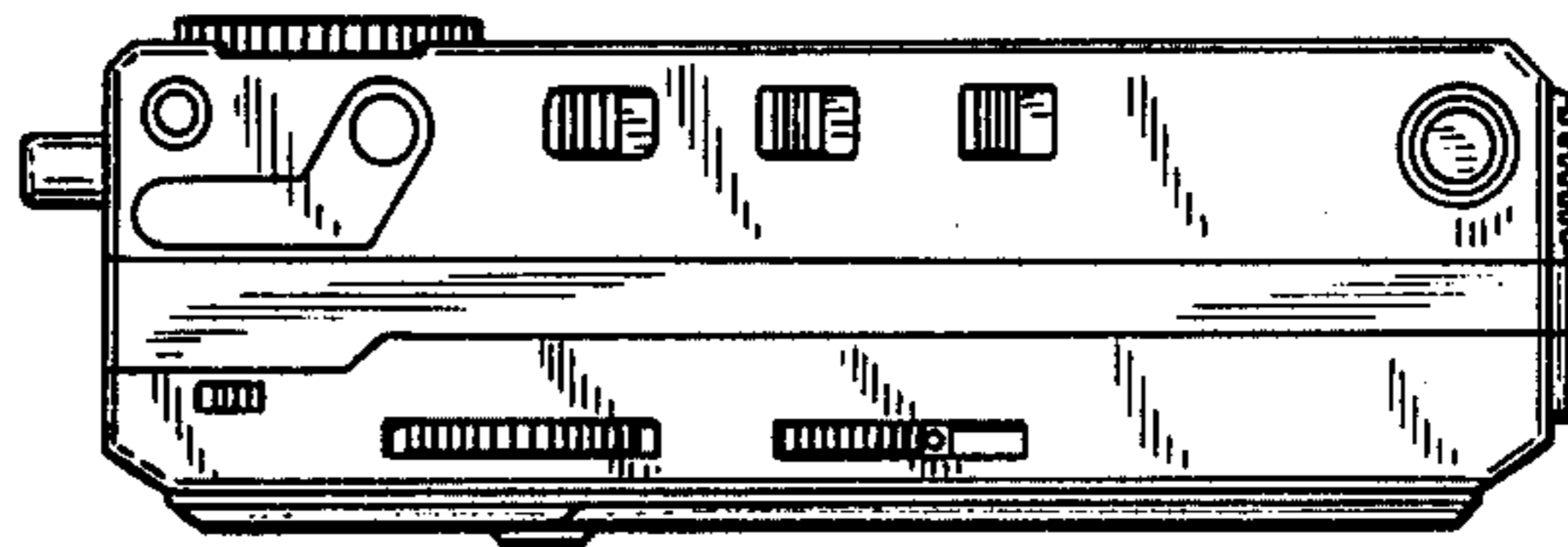


FIG. 3




FIG. 5




FIG. 7




FIG. 8

