

[54] GRIP FOR HOLDING A GAS PUMP NOZZLE
IN THE OPEN POSITION

4,278,116 7/1981 Opp D8/19
4,683,923 8/1987 Harris 251/90

[76] Inventor: Norton M. Gross, 12201 Darby Ave.,
Northridge, Calif. 91326

FOREIGN PATENT DOCUMENTS

1236490 6/1960 France 251/111

[**] Term: 14 Years

Primary Examiner—Wallace R. Burke
Assistant Examiner—Clare E. Heflin
Attorney, Agent, or Firm—Blakely, Sokoloff, Taylor &
Zafman

[21] Appl. No.: 742,937

[22] Filed: Jun. 10, 1985

[52] U.S. Cl. D8/349; D8/19;
D8/354; D15/9.1

[57] CLAIM

The ornamental design for a grip for holding a gas
pump nozzle in the open position, as shown.

[58] Field of Search D8/14, 16-20,
D8/33, 43, 26, 27, 354, 349; 81/119, 3.4, 3.43;
D15/9.1; 141/392; 251/90, 111; 74/526

DESCRIPTION

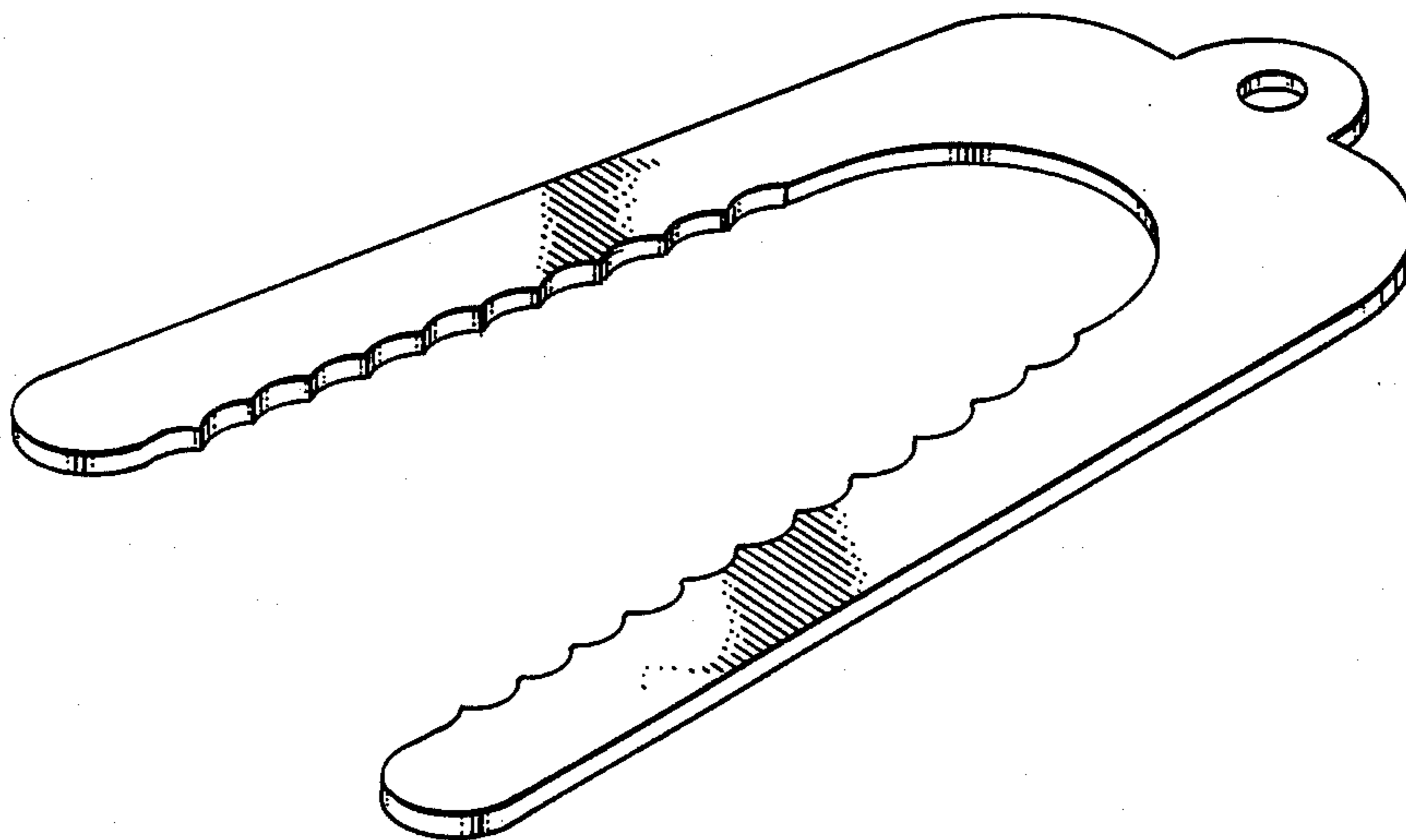
[56] References Cited

U.S. PATENT DOCUMENTS

- D. 142,202 8/1945 Lanyon D8/18
- D. 167,245 7/1952 Anderson 81/119 X
- D. 254,050 1/1980 Fitzgerald D15/9.1
- D. 255,773 7/1980 Raske D8/27
- D. 258,192 2/1981 Maloney D8/18
- 4,175,595 11/1979 Noe 141/392

FIG. 1 is a front perspective view of the grip for hold-
ing a gas pump nozzle in the open position showing my
new design;

- FIG. 2 is a top plan view thereof;
- FIG. 3 is a front elevational view thereof;
- FIG. 4 is a bottom plan view thereof;
- FIG. 5 is a left side elevational view thereof;
- FIG. 6 is a right side elevational view thereof; and
- FIG. 7 is a back elevational view thereof.



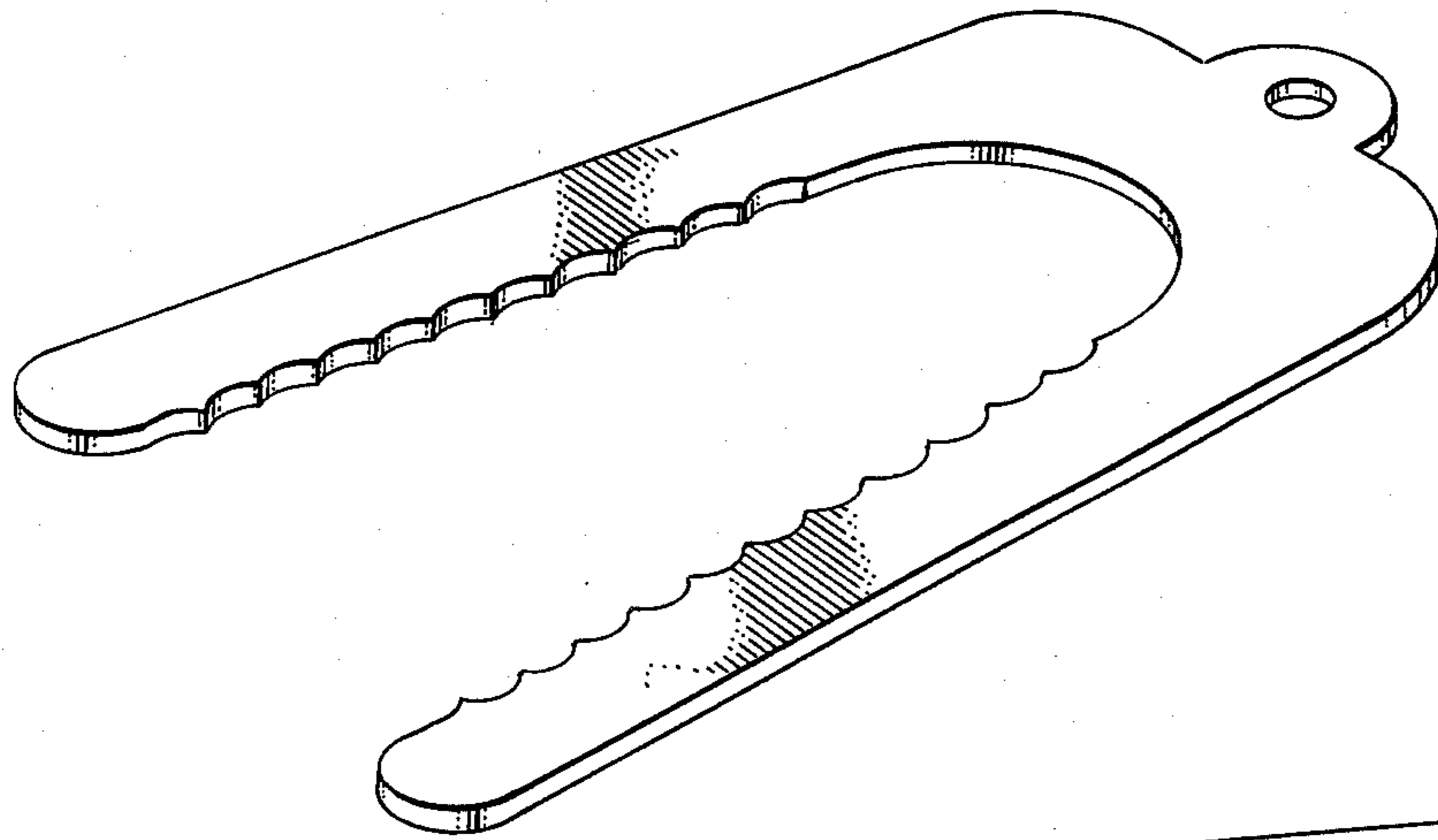


Fig. 1

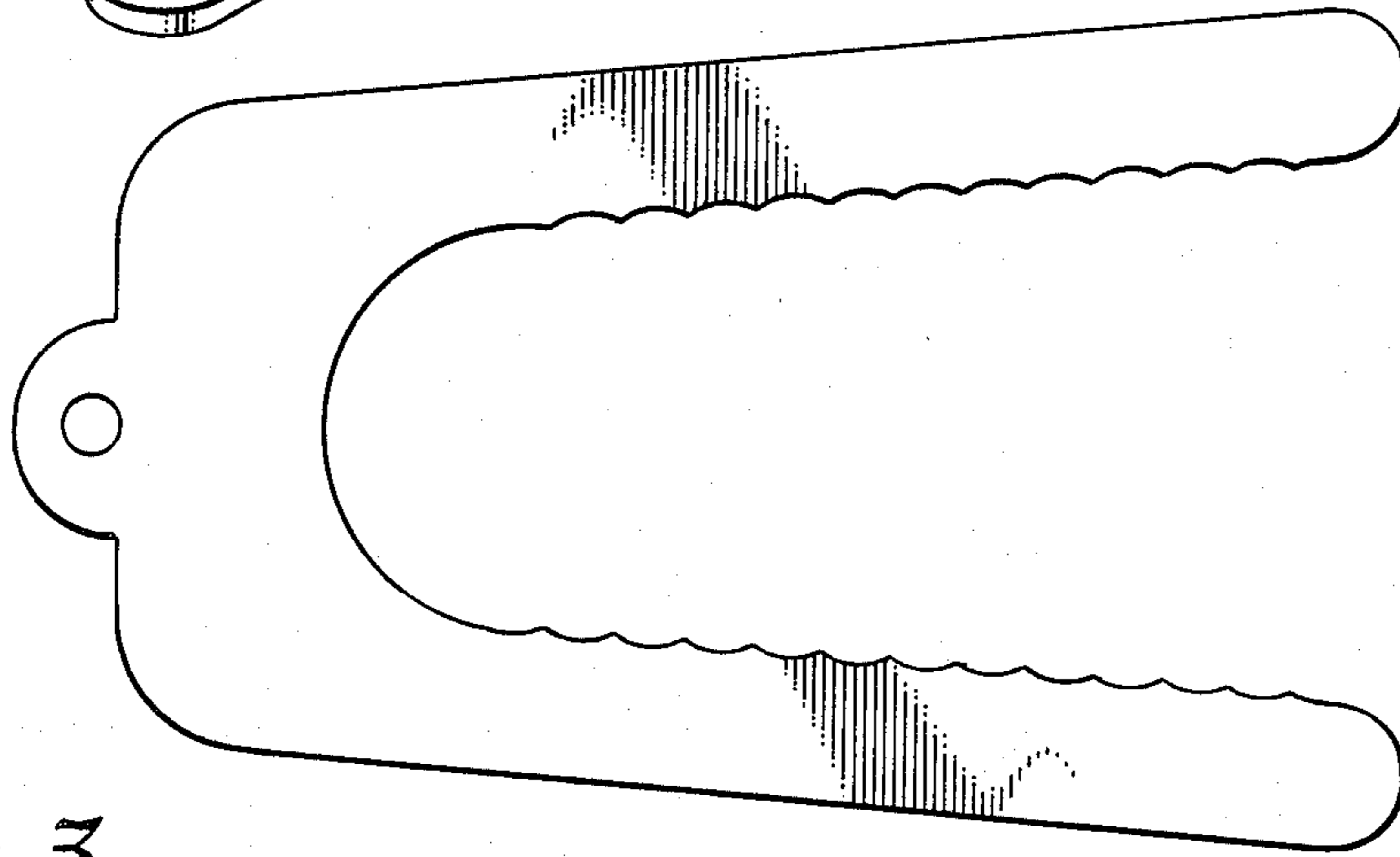


Fig. 2

Fig. 3

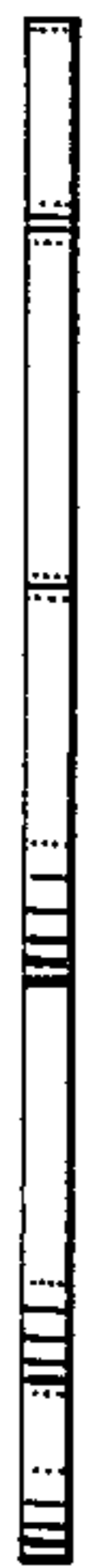



Fig. 5

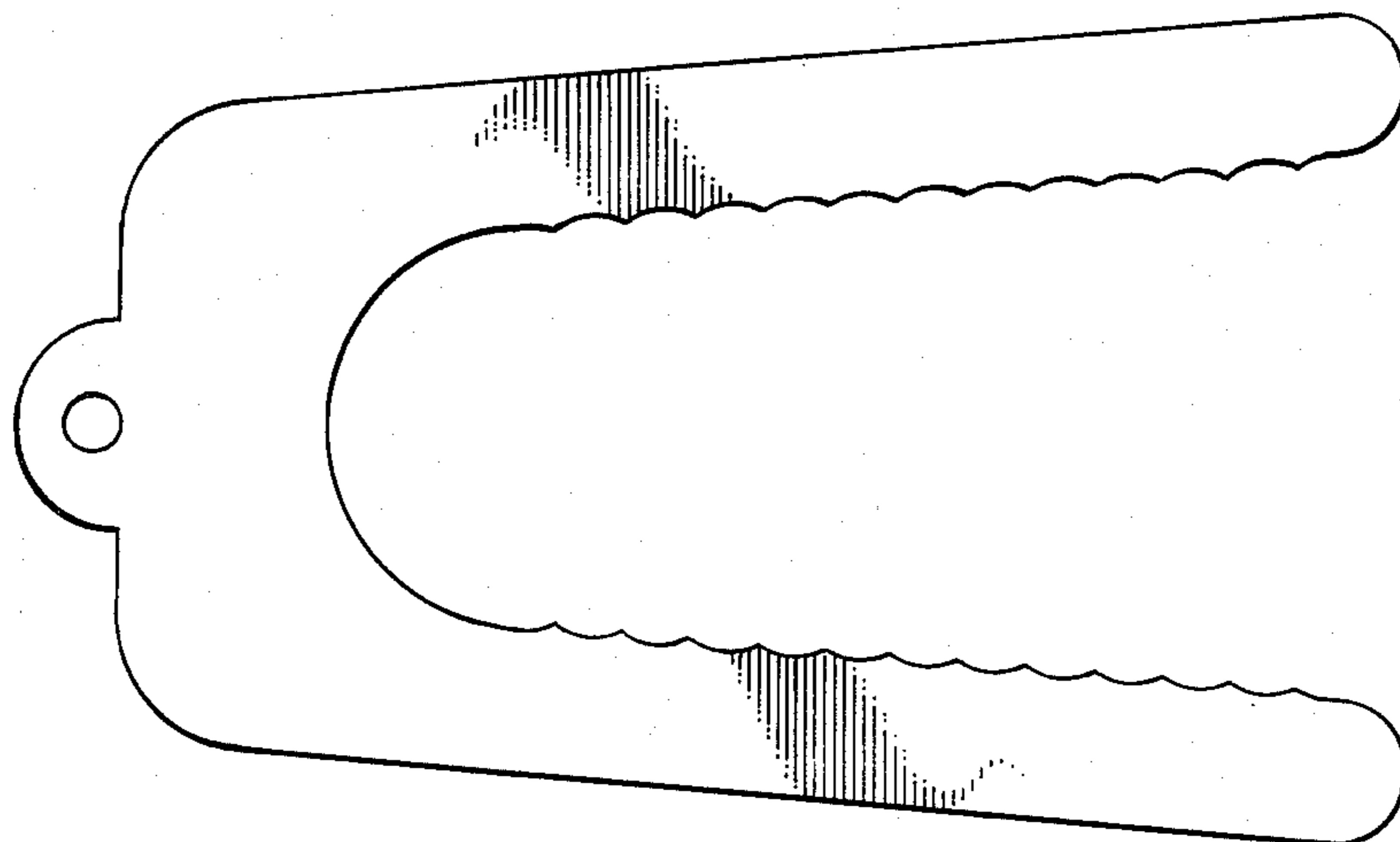


Fig. 4



Fig. 6




Fig. 7