

[54] SKIRT HANGER

[76] Inventors: Donald Tendrup, 32 Del Marie La., Nesconsett, N.Y. 11767; Joseph DeVito, 7 Ingrid Ct., Hauppauge, N.Y. 11788

[**] Term: 14 Years

[21] Appl. No.: 820,364

[22] Filed: Jan. 21, 1986

[52] U.S. Cl. D6/326

[58] Field of Search D6/315-319, D6/326, 327, 328, 513; 211/13, 113, 116, 119; 223/85, 87, 88, 91, 92, 93, 95, 96

[56] References Cited

U.S. PATENT DOCUMENTS

- D. 264,912 6/1982 Bliss et al. D6/326
- 3,738,549 6/1973 Driscoll 223/85
- 4,623,079 11/1986 Tendrup et al. 223/85

FOREIGN PATENT DOCUMENTS

- 2069332 8/1981 United Kingdom 223/85

OTHER PUBLICATIONS

John Batts Brochure; p. 7; Hanger Model 249 (top of page).

Primary Examiner—B. J. Bullock
Attorney, Agent, or Firm—Scully, Scott, Murphy & Presser

[57] CLAIM

The ornamental design for a skirt hanger, as shown and described.

DESCRIPTION

FIG. 1 is a top plan view of a skirt hanger showing our new design;
 FIG. 2 is a front elevational view thereof;
 FIG. 3 is a left end elevational view thereof;
 FIG. 4 is a bottom plan view thereof;
 FIG. 5 is a rear elevational view thereof;
 FIG. 6 is a right end elevational view thereof;
 FIG. 7 is an enlarged fragmentary sectional view taken in the direction of the arrows on line 7—7 of FIG. 2;
 FIG. 8 is an enlarged fragmentary sectional view taken in the direction of the arrows on line 8—8 of FIG. 2.





FIG. 1

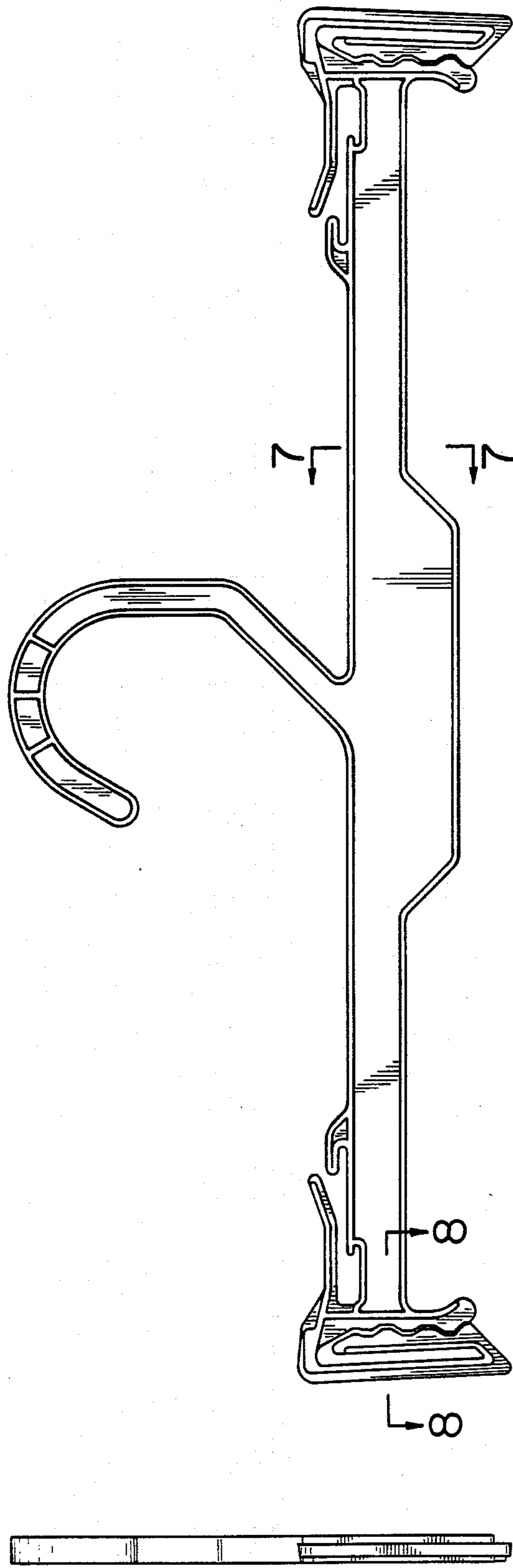


FIG. 2




FIG. 4

FIG. 3

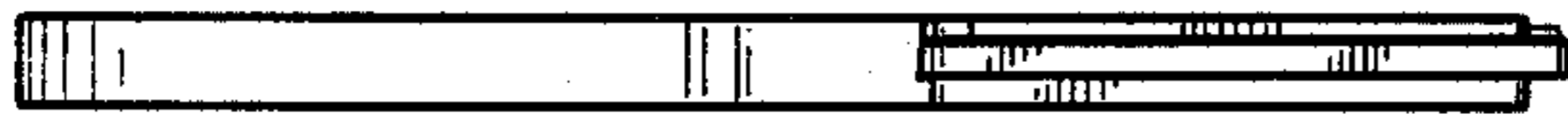


FIG. 6

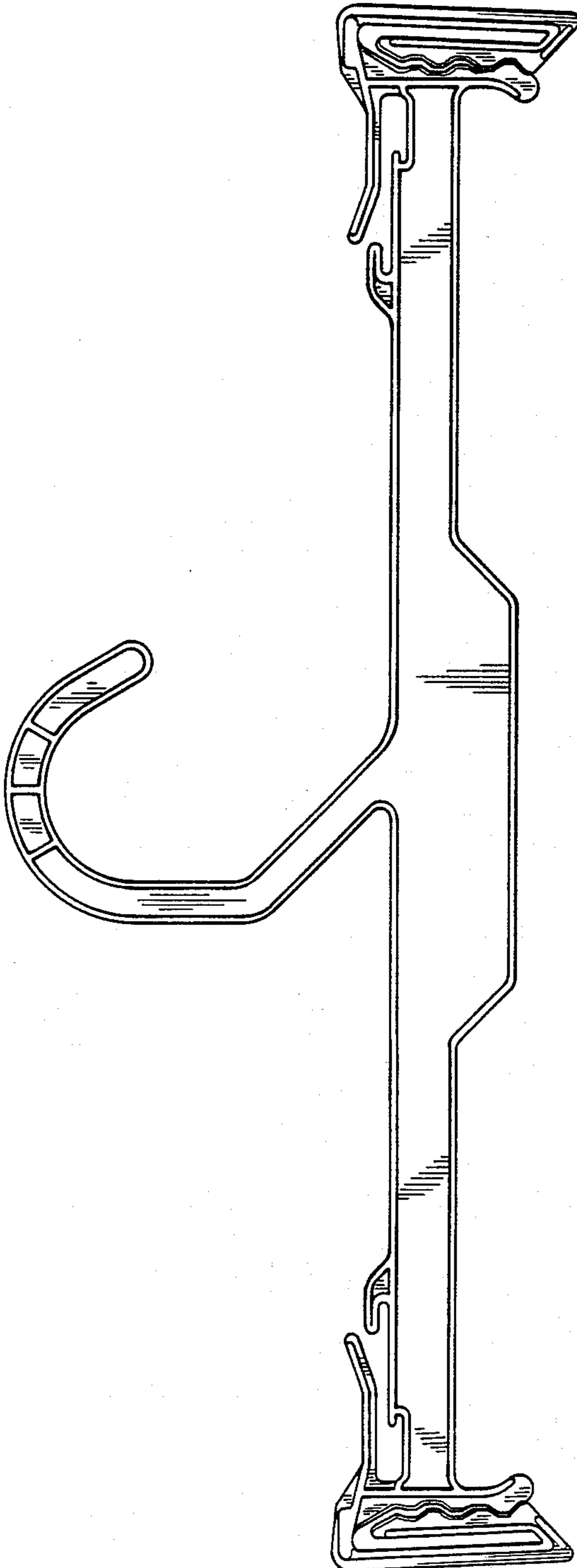


FIG. 5

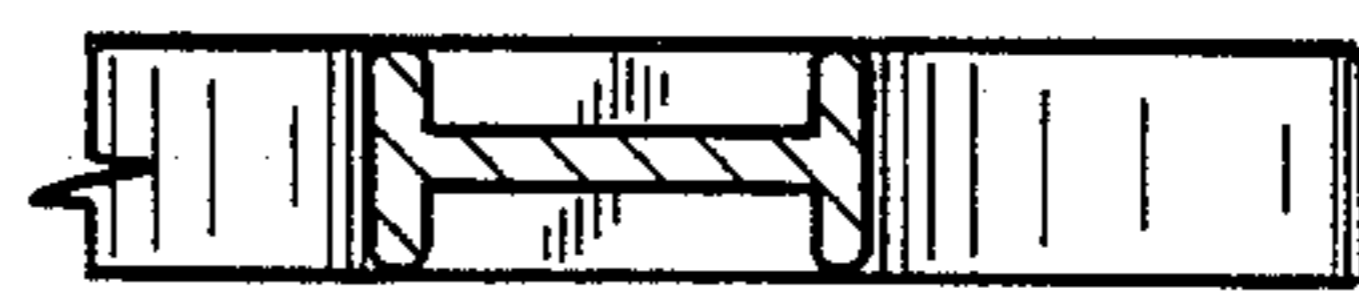


FIG. 7



FIG. 8