

[54] ELECTRONIC VOTING MACHINE

3,971,914 7/1976 O'Neal et al. .... 235/51  
4,178,501 12/1979 Luther ..... 235/54 F  
4,641,240 2/1987 Boram ..... 364/409

[75] Inventor: William H. Carson, Indianapolis, Ind.

[73] Assignee: Carson Manufacturing Company, Inc., Indianapolis, Ind.

Primary Examiner—Louis S. Zarfes  
Attorney, Agent, or Firm—Pearne, Gordon, McCoy & Granger

[\*\*] Term: 14 Years

[21] Appl. No.: 793,664

[57] CLAIM

The ornamental design for an electronic voting machine, as shown and described.

[22] Filed: Oct. 31, 1985

[52] U.S. Cl. .... D18/6

[58] Field of Search ..... D18/2, 6-12,  
D18/23; D10/46.1; D14/100; 364/409;  
235/51, 54 F

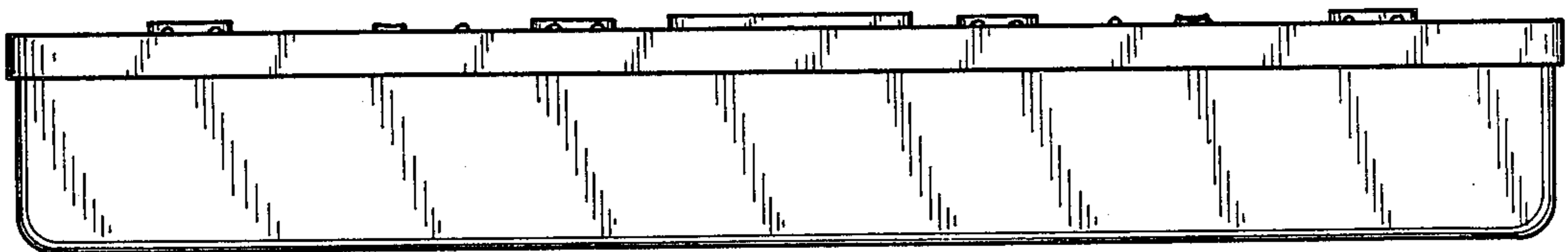
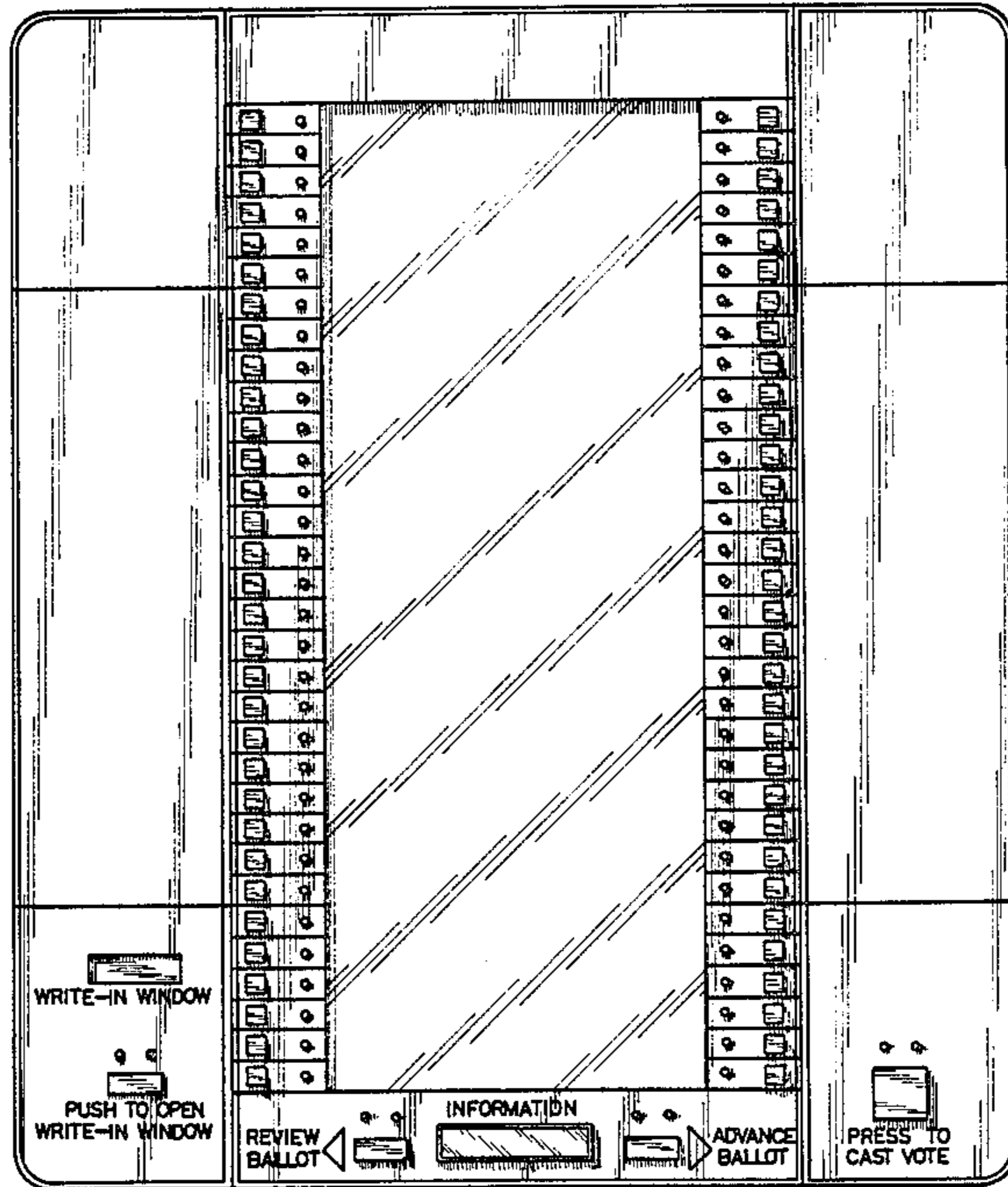
DESCRIPTION

FIG. 1 is a front elevational view of an electronic voting machine showing my new design; FIG. 2 is a rear elevational view on a reduced scale; FIG. 3 is a left side elevational view; FIG. 4 is a right side elevational view; FIG. 5 is a top plan view; and FIG. 6 is a bottom plan view.

[56] References Cited

U.S. PATENT DOCUMENTS

D. 203,827 2/1966 Stevens ..... D18/6  
D. 253,438 11/1979 Markley ..... D18/2 X



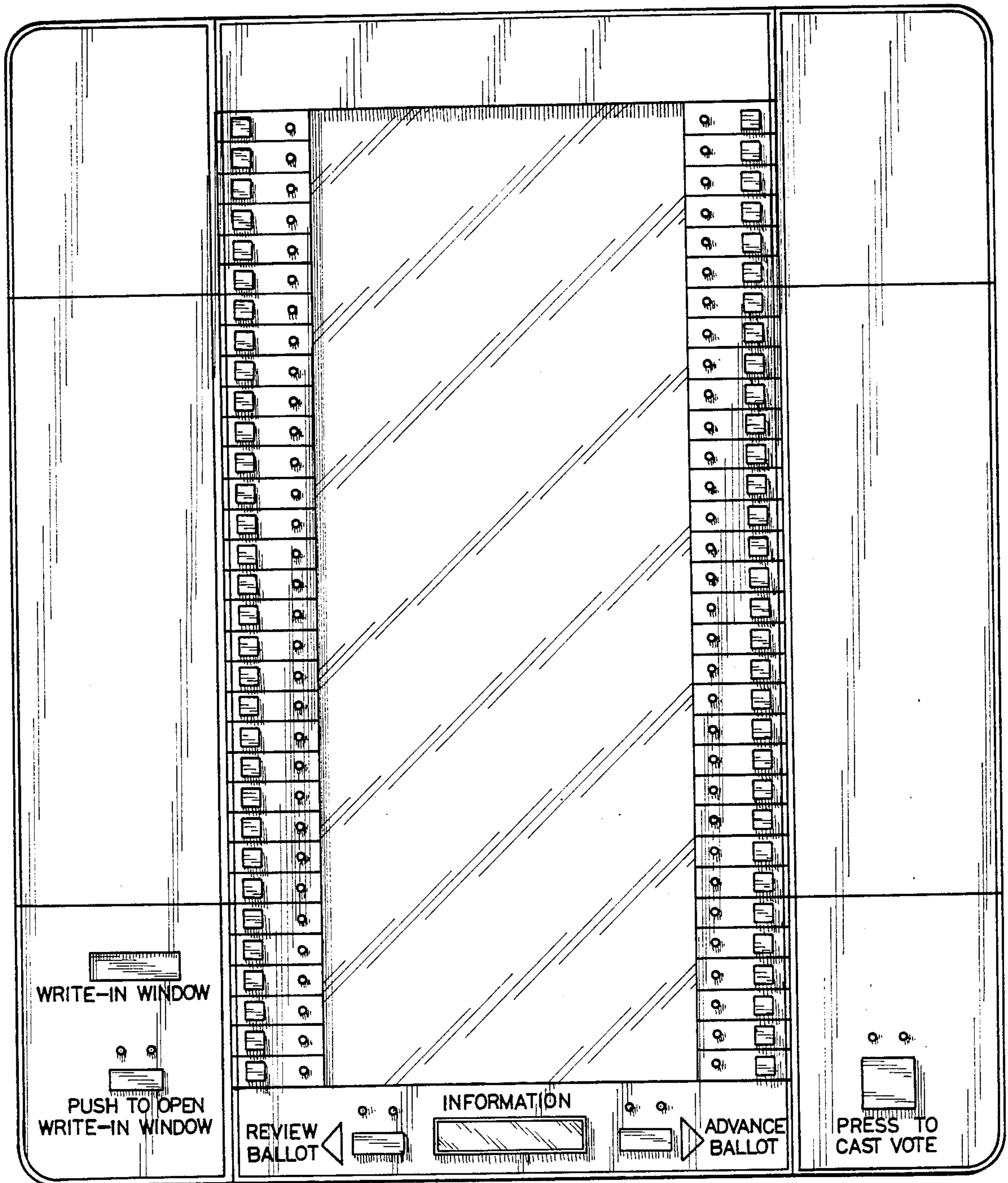


FIG. 1




FIG. 2

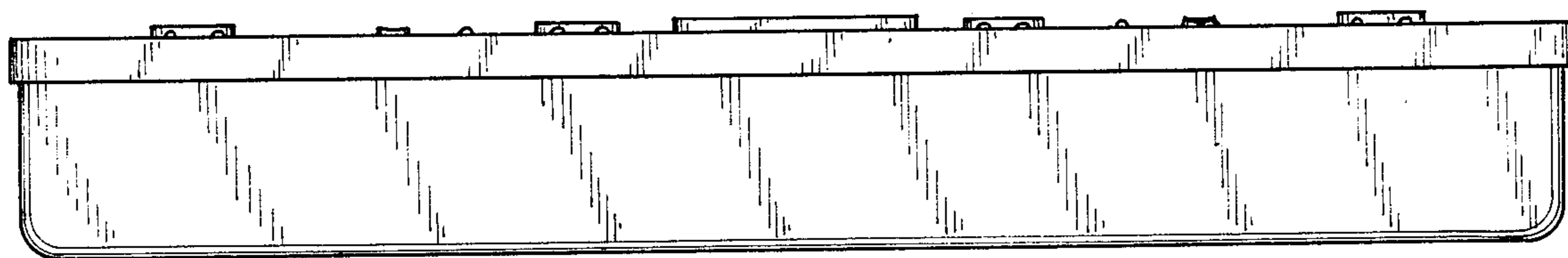


FIG. 5

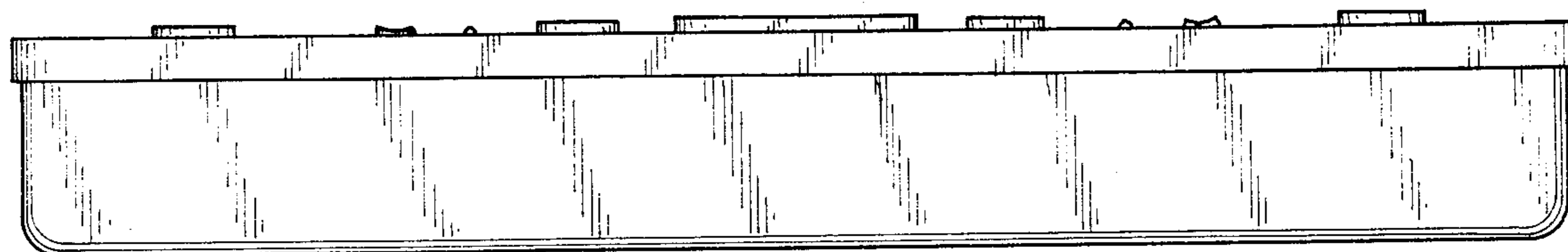


FIG. 6




FIG. 3




FIG. 4