

[54] **TELEPHONE BASE WITH KEYBOARD  
 DIALING MEANS AND VISUAL DISPLAY**

[75] **Inventor: David J. Hickling, Nottingham,  
 England**

[73] **Assignee: Plessey Overseas Limited, Ilford,  
 England**

[\*] **Notice: The portion of the term of this patent  
 subsequent to Jul. 2, 2000 has been  
 disclaimed.**

[\*\*] **Term: 14 Years**

[21] **Appl. No.: 758,236**

[22] **Filed: Jul. 24, 1985**

[30] **Foreign Application Priority Data**

Jan. 31, 1985 [GB] United Kingdom ..... 1024741

[52] **U.S. Cl. .... D14/62; D14/58;  
 D14/57**

[58] **Field of Search ..... D14/53, 58, 62, 57,  
 D14/100, 52, 60; 379/436, 432, 438, 440, 419,  
 420, 428**

[56] **References Cited**

**U.S. PATENT DOCUMENTS**

D. 267,879	2/1983	Keely et al. ....	D14/100
D. 274,515	7/1984	Kraemer .....	D14/58
D. 282,258	1/1986	Brown .....	D14/58
D. 283,620	4/1986	Aquilar .....	D14/58
D. 284,470	7/1986	Abrams .....	D14/60
D. 285,304	8/1986	Inaka .....	D14/58
D. 286,777	11/1986	Bishop .....	D14/62
D. 287,852	1/1987	Brown .....	D14/53 X
D. 288,659	3/1987	Suzuki .....	D14/58
D. 288,924	3/1987	Asaki .....	D14/57 X

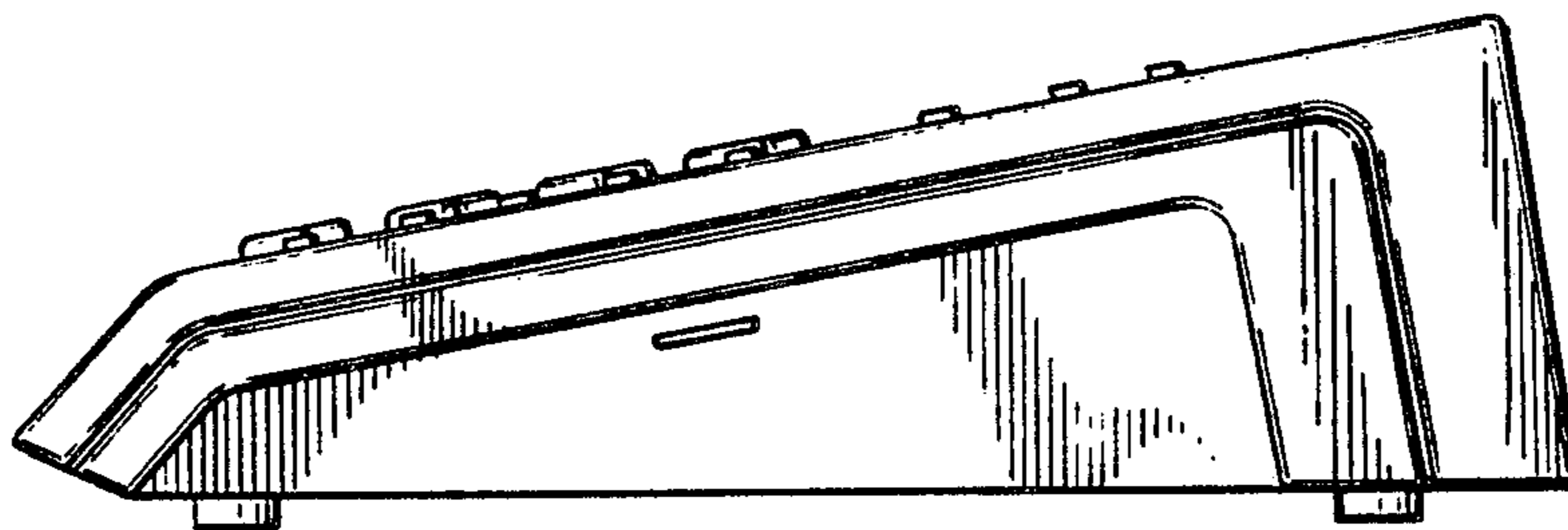

*Primary Examiner*—Horace B. Fay  
*Attorney, Agent, or Firm*—Michael F. Oglo; Julian C. Renfro

[57] **CLAIM**

The ornamental design for telephone base with keyboard dialing means and visual display, as shown and described.

**DESCRIPTION**

FIG. 1 is a front, top and partial rightside view of a telephone base with keyboard dialing means showing my new design;  
 FIG. 2 is a front view thereof partially in perspective;  
 FIG. 3 is a top plan view thereof; and,  
 FIG. 4 is a rightside elevational view thereof, the side opposite being substantially a mirror image.



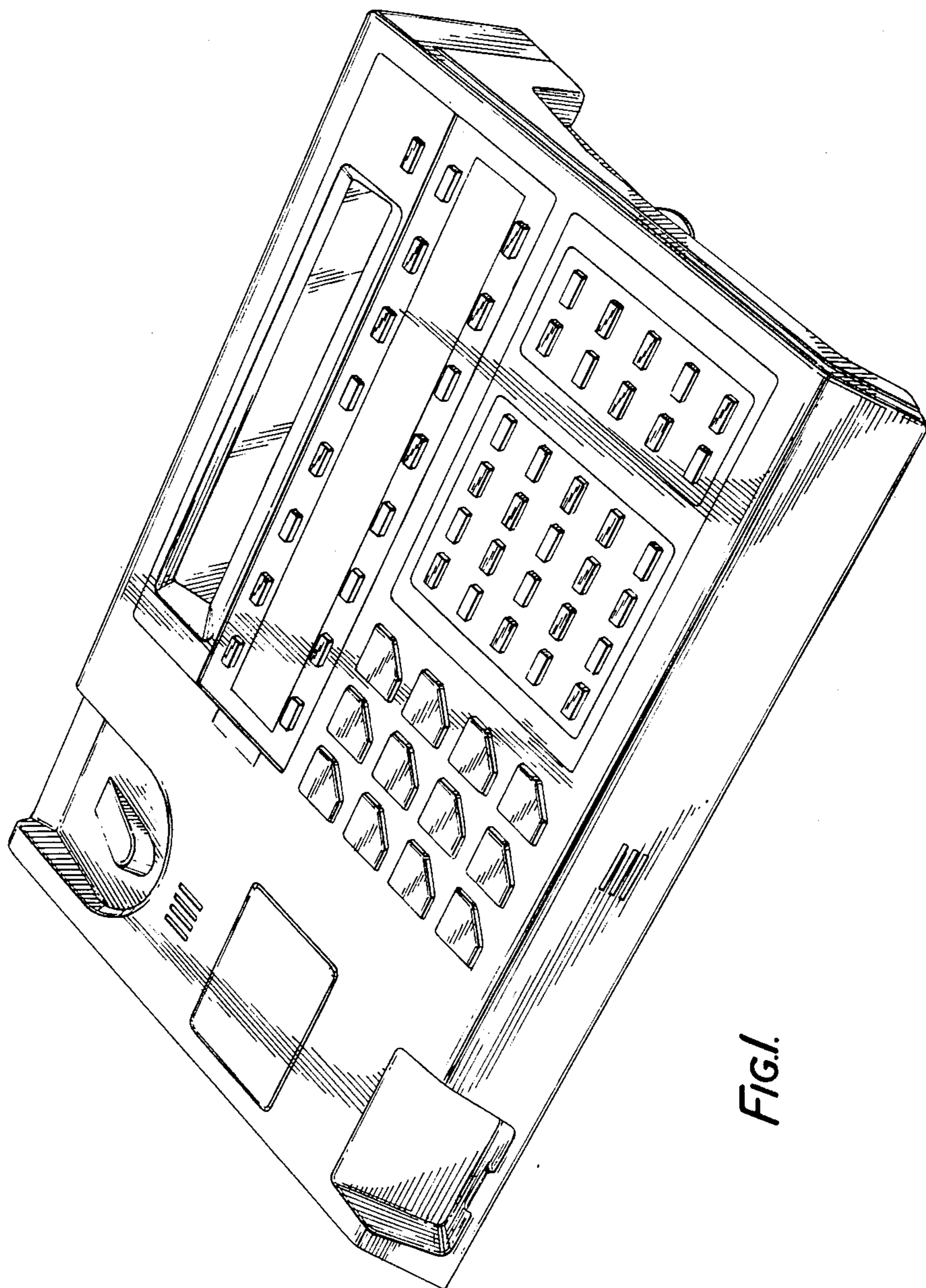


FIG. 1.

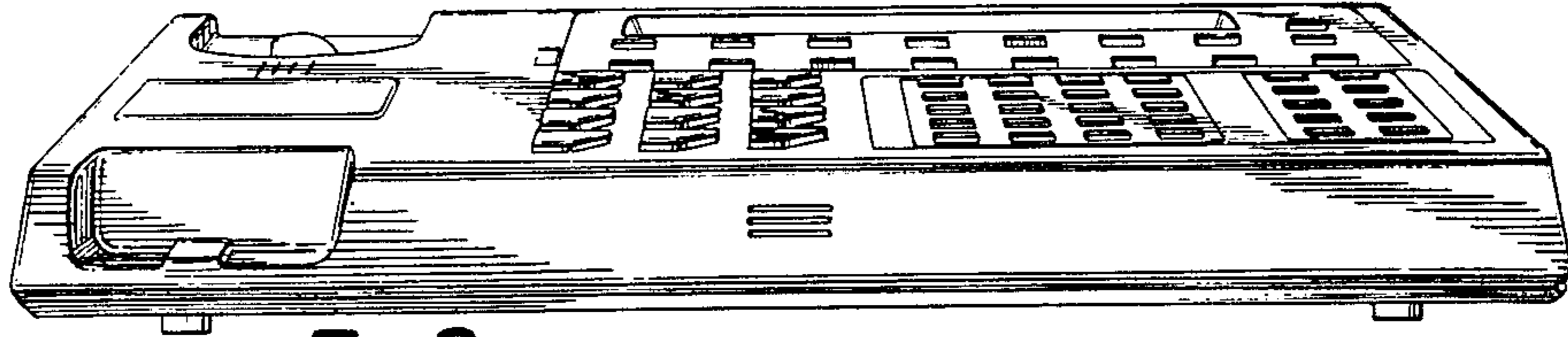


FIG. 2.

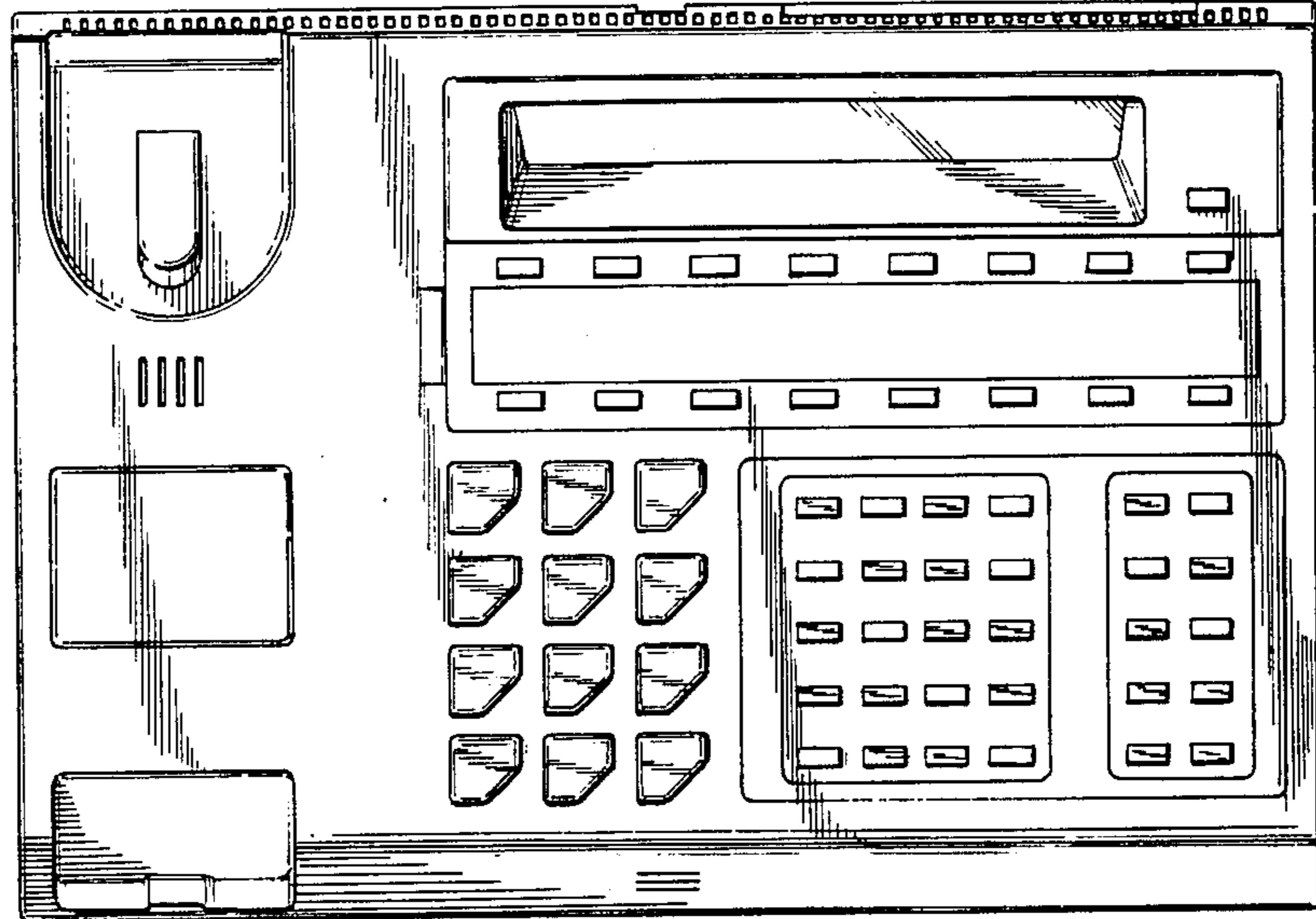


FIG. 3.

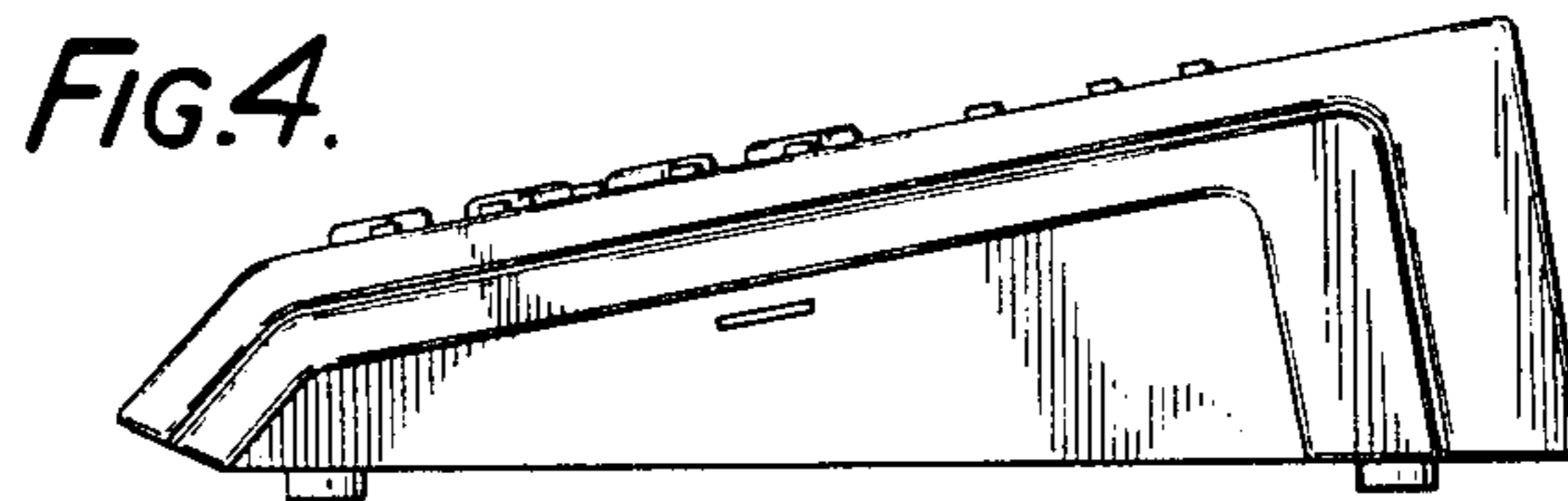


FIG. 4.