

[54] TELEPHONE SET

[76] Inventor: David Atkins, 45 O'Grady Street, Clifton Hill, 3068, Victoria, Australia

[**] Term: 14 Years

[21] Appl. No.: 934,148

[22] Filed: Nov. 24, 1986

[30] Foreign Application Priority Data

Jul. 5, 1985 [AU] Australia 1768/85

[52] U.S. Cl. D14/53; D14/62

[58] Field of Search D14/53, 62, 63, 60, D14/57; 379/419, 420, 428, 432, 433, 434, 435, 436, 440

[56] References Cited

U.S. PATENT DOCUMENTS

- D. 259,419 6/1981 Canten D14/53
- D. 270,155 8/1983 Shimizu D14/56 X
- D. 280,720 9/1985 Miura et al. 62 X/
- D. 283,508 4/1986 Miyake D14/53
- D. 287,363 12/1986 Klaiber D14/62
- D. 287,851 1/1987 Hoi D14/53
- D. 288,562 3/1987 Asaki D14/58
- D. 288,809 3/1987 Asaki et al. D14/62 X
- D. 292,207 10/1987 Okuda D14/58

- D. 294,251 2/1988 Sekiguchi et al D14/62 X
- D. 295,040 4/1988 Brown et al. D14/58

FOREIGN PATENT DOCUMENTS

- 3238092 4/1984 Fed. Rep. of Germany 379/387
- 3406881 9/1985 Fed. Rep. of Germany 379/354

OTHER PUBLICATIONS

B. A. Pargh Co. Inc. Catalog: GTE Gamma Phone at p. 333; Panasonic Desk Sets at p. 317; Model VA 20800RPA.


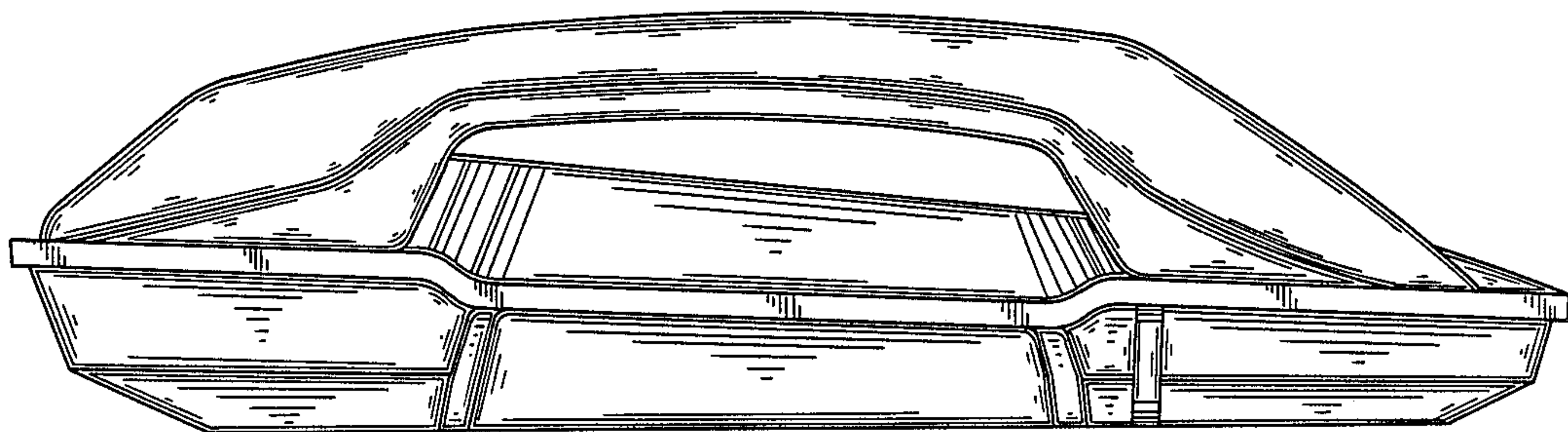
Primary Examiner—Horace B. Fay

[57] CLAIM

The ornamental design for a telephone set, as shown and described.

DESCRIPTION

FIG. 1 is a top plan view of a telephone set showing my new design in cradled relationship;
 FIGS. 2 and 3 are respectively right and left side elevational views thereof as oriented from the bottom of FIG. 1;
 FIGS. 4 and 5 are respectively front and rear views thereof;
 FIG. 6 is a bottom plan view thereof; and
 FIG. 7 is a front, top and right side perspective view thereof.



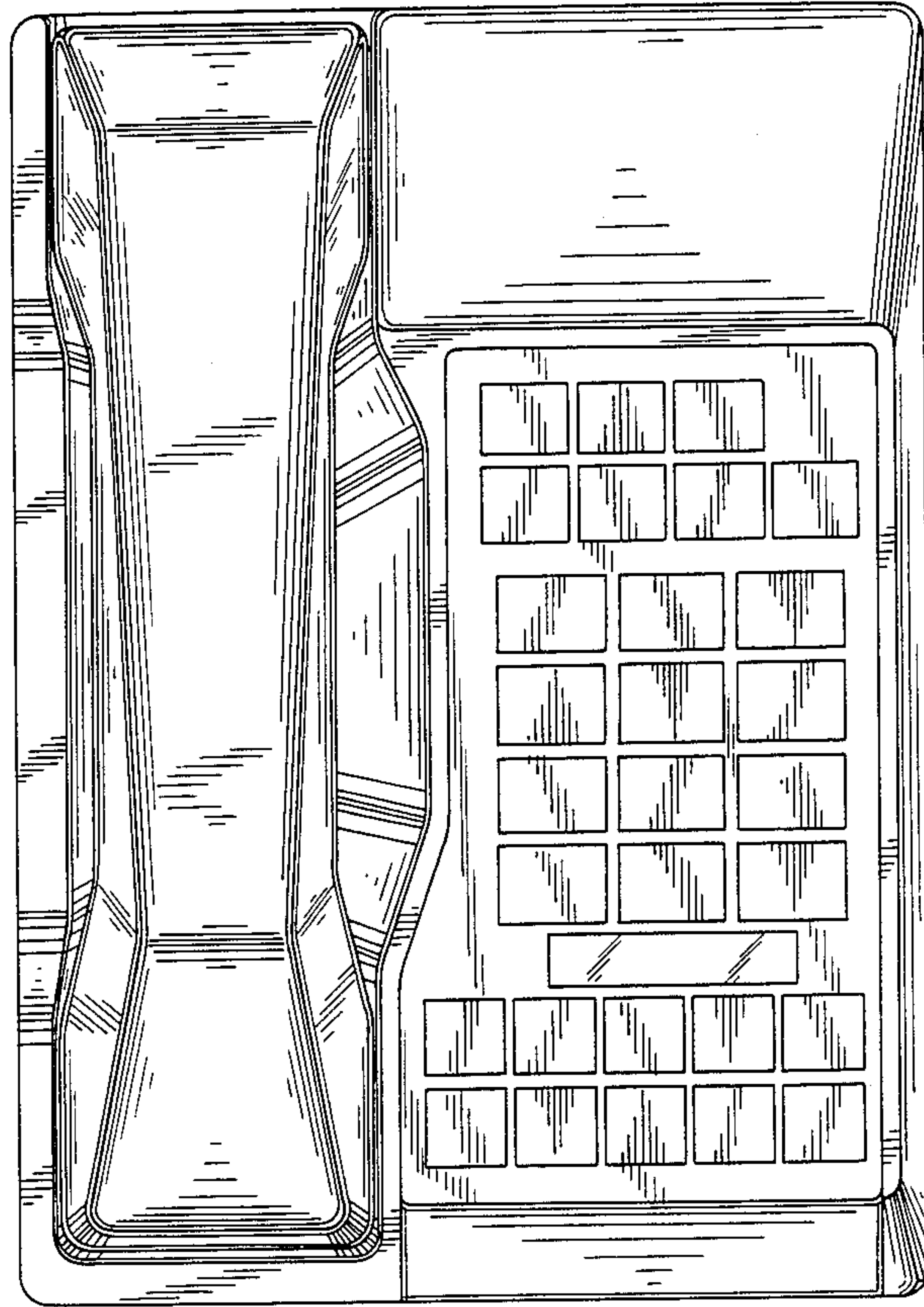


FIG. 1

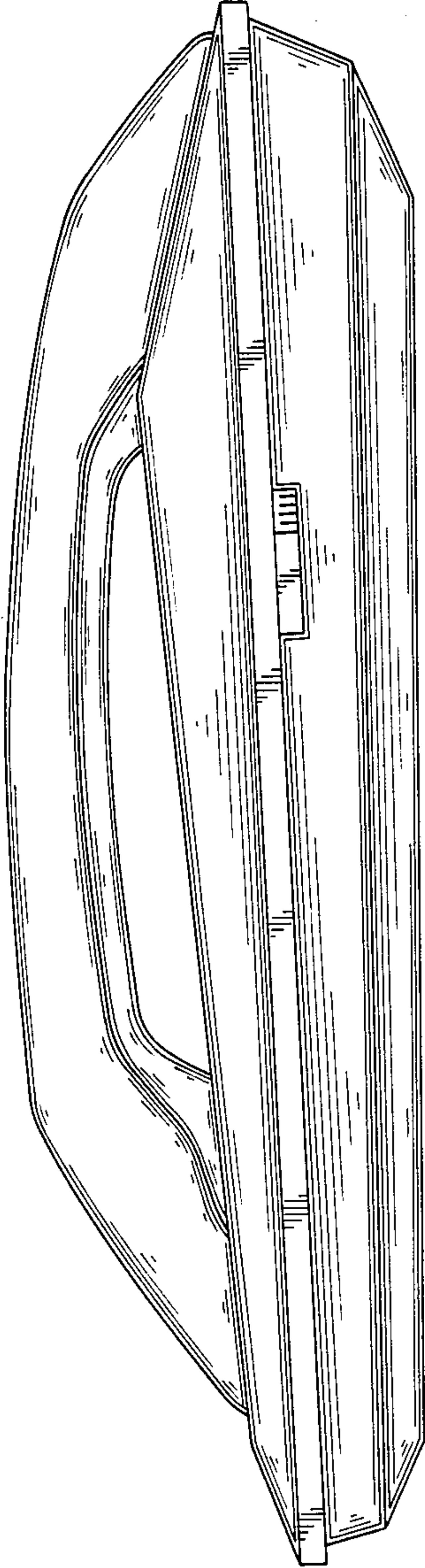


FIG. 2

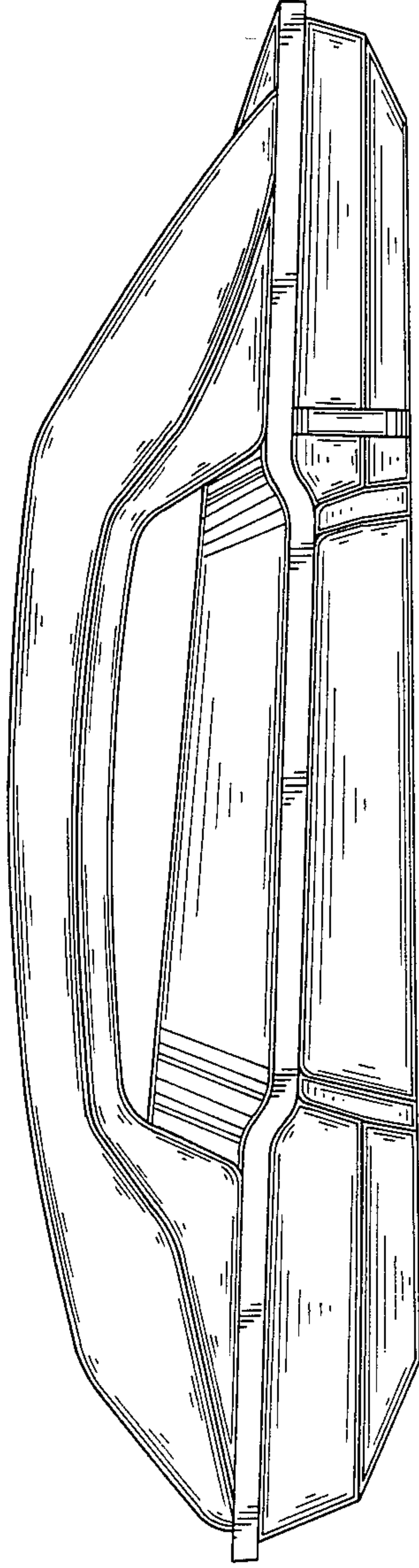


FIG. 3




FIG. 4

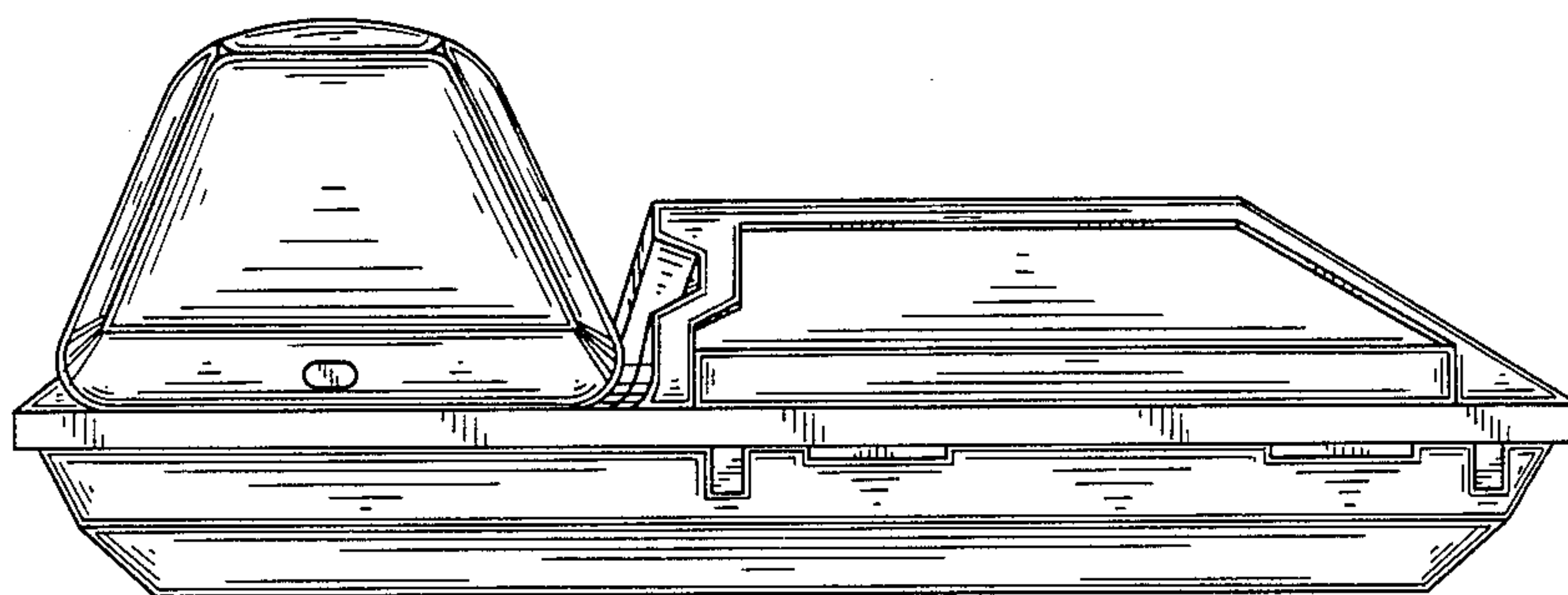


FIG. 5




FIG. 6

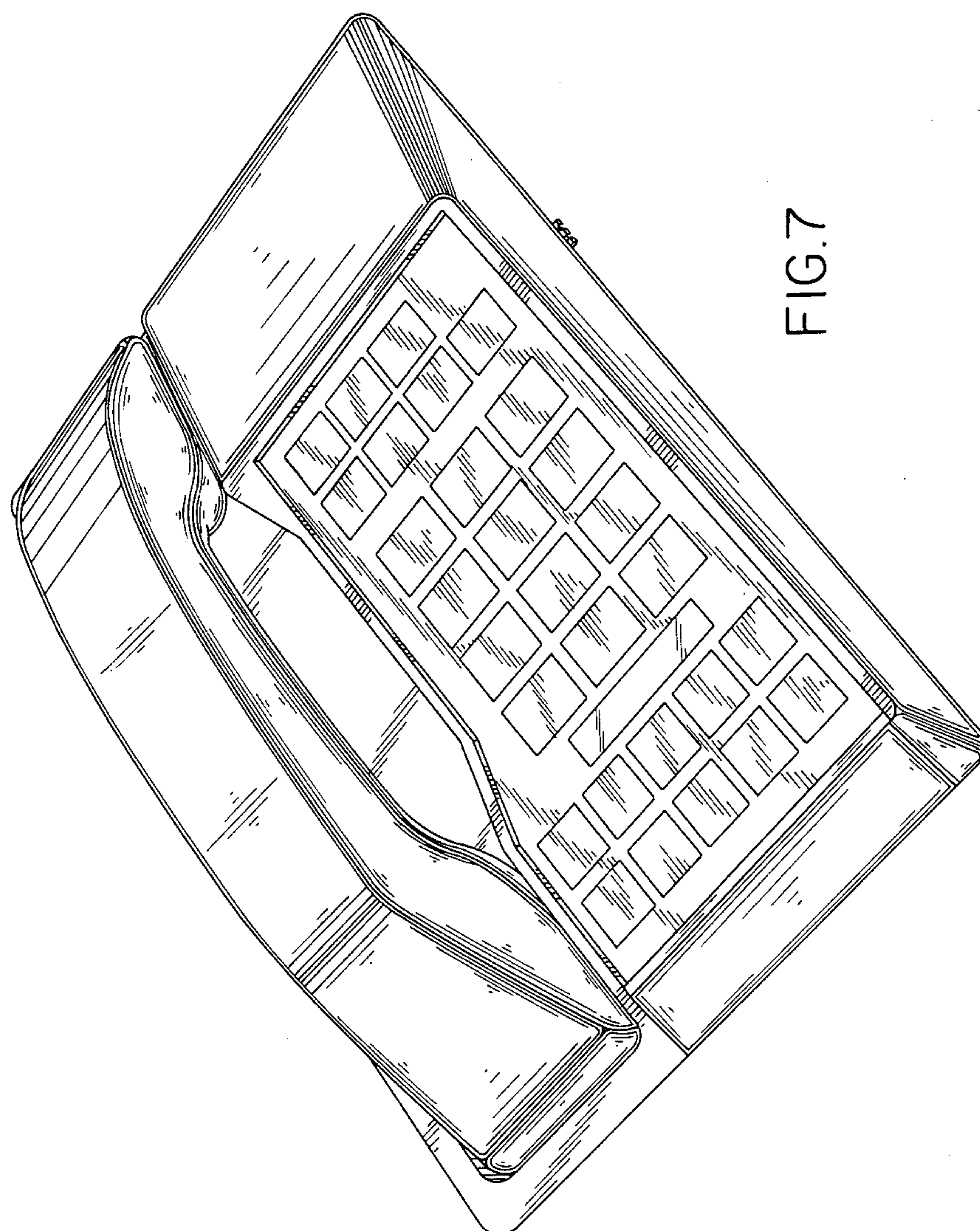


FIG.7