

United States Patent [19]

Hotsumi et al.

[11] Patent Number: Des. 298,033

[45] Date of Patent: ** Oct. 11, 1988

[54] PORTABLE HANDSET RADIO TELEPHONE

[75] Inventors: Minoru Hotsumi; Yasuhito Nagaki, both of Tokyo, Japan

[73] Assignee: NEC Corporation, Tokyo, Japan

[**] Term: 14 Years

[21] Appl. No.: 9,404

[22] Filed: Jan. 30, 1987

[30] Foreign Application Priority Data

Jul. 30, 1986 [JP] Japan 61-30033

[52] U.S. Cl. D14/64; D14/62; D14/53

[58] Field of Search D14/64, 53, 63, 56, D14/68; 379/433, 434, 436, 440, 419, 428, 58, 59, 60; 455/89, 90

[56] References Cited

U.S. PATENT DOCUMENTS

- D. 266,763 11/1982 Grae D14/64
- D. 270,635 9/1983 Bloem, Sr. D14/64
- D. 274,245 6/1984 Coons et al. D14/53 X
- D. 282,364 1/1986 Takahashi et al. D14/64
- D. 284,663 7/1986 Edwards et al. D14/63 X
- D. 285,790 9/1986 Harrison et al. D14/53
- D. 287,487 12/1986 Sasaki et al. D14/53
- D. 289,896 5/1987 Martensson et al. D14/53
- D. 291,804 9/1987 George D14/64
- 4,672,685 6/1987 Phillips et al. 455/89

4,709,201 11/1987 Schaefer et al. 455/90 X

FOREIGN PATENT DOCUMENTS

0187474 7/1986 European Pat. Off. 379/61

OTHER PUBLICATIONS

New York Times, 10/30/84-P.D-15; Motorola ad showing 8000X Portable Phone; Cellular Telephone. AT&T Flyer; showing AT&T model XC Cordless Telephone.

Hong Kong Trade Dev Council; vol. 5, 1983; showing on p. 83, Sundry PonPhone Handset Telephones.

Personal Comm. Tech. Magazine, Dec. 1985; Ad by American Cellular Co; showing Sundry Cellular Telephone at p. 17.

Primary Examiner—Horace B. Fay

Attorney, Agent, or Firm—Sughrue, Mion, Zinn, Macpeak & Seas

[57] CLAIM

The ornamental design for a portable handset radio telephone, as shown and described.

DESCRIPTION

FIG. 1 is a front elevational view of a portable handset radio telephone showing our new design;

FIG. 2 is a right side elevational view thereof;

FIG. 3 is a rear elevational view thereof;

FIG. 4 is a left side elevational view thereof;

FIG. 5 is a top plan view thereof; and

FIG. 6 is a bottom plan view thereof.

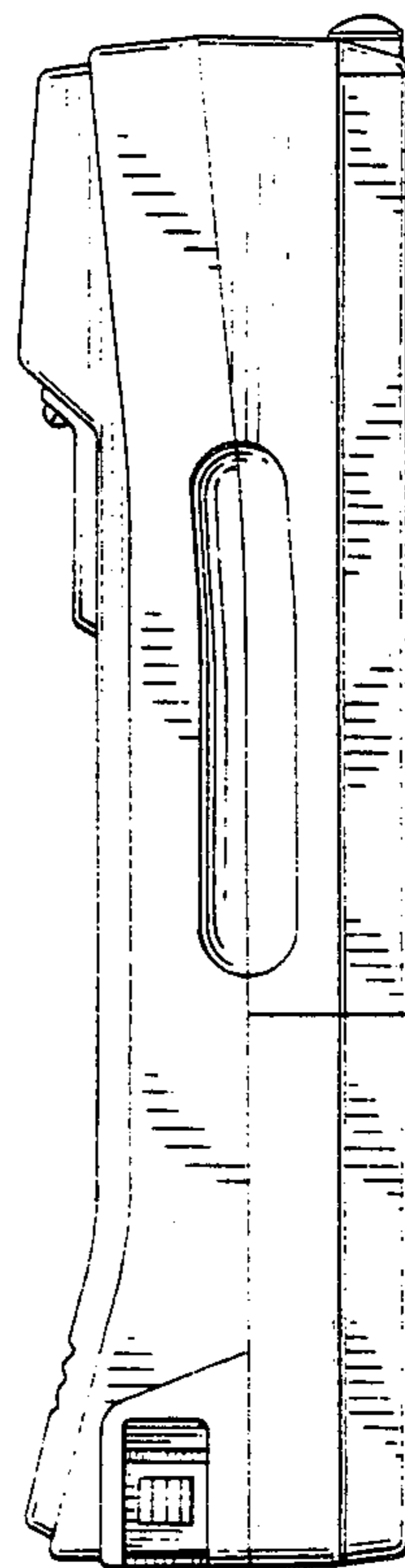
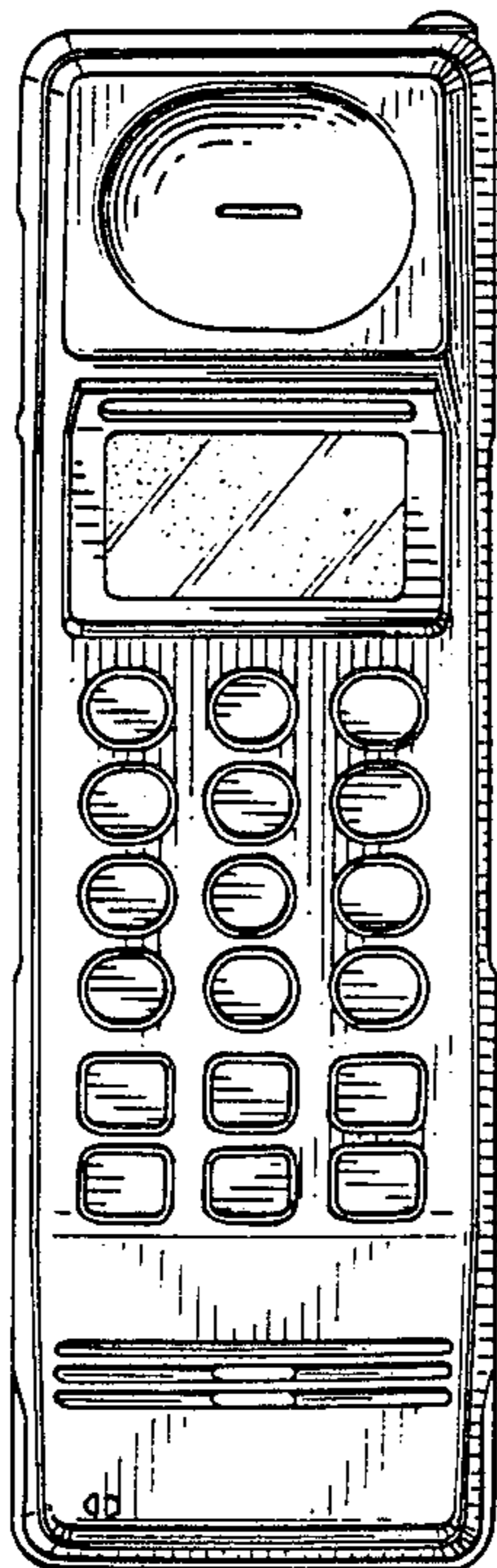


FIG. 1

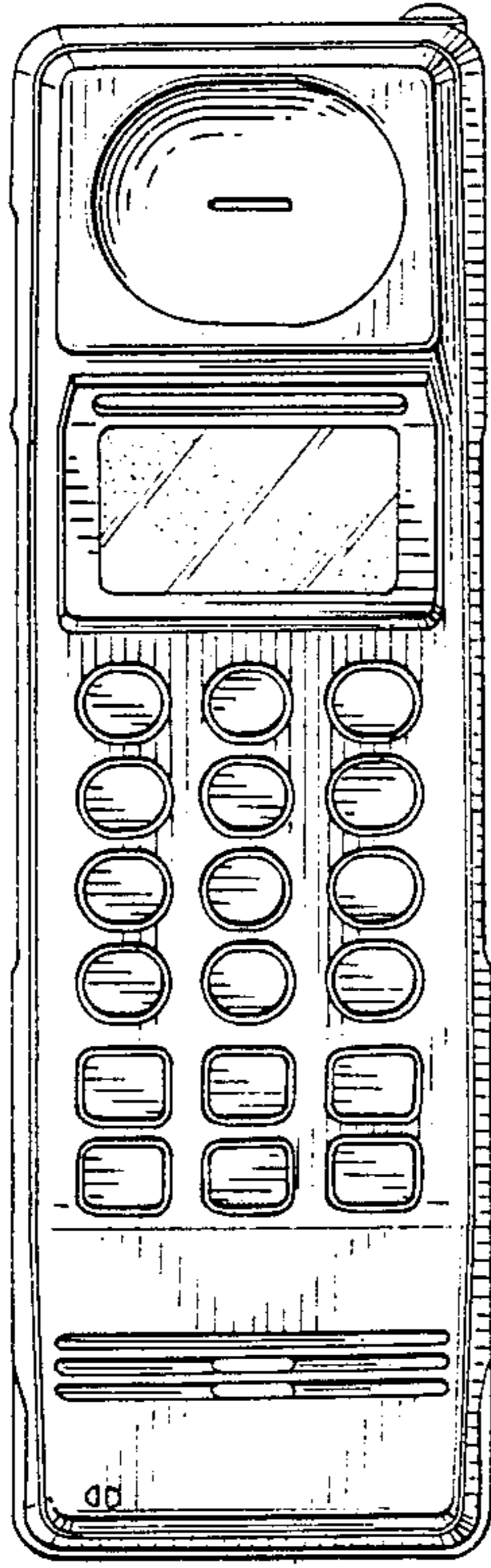


FIG. 2

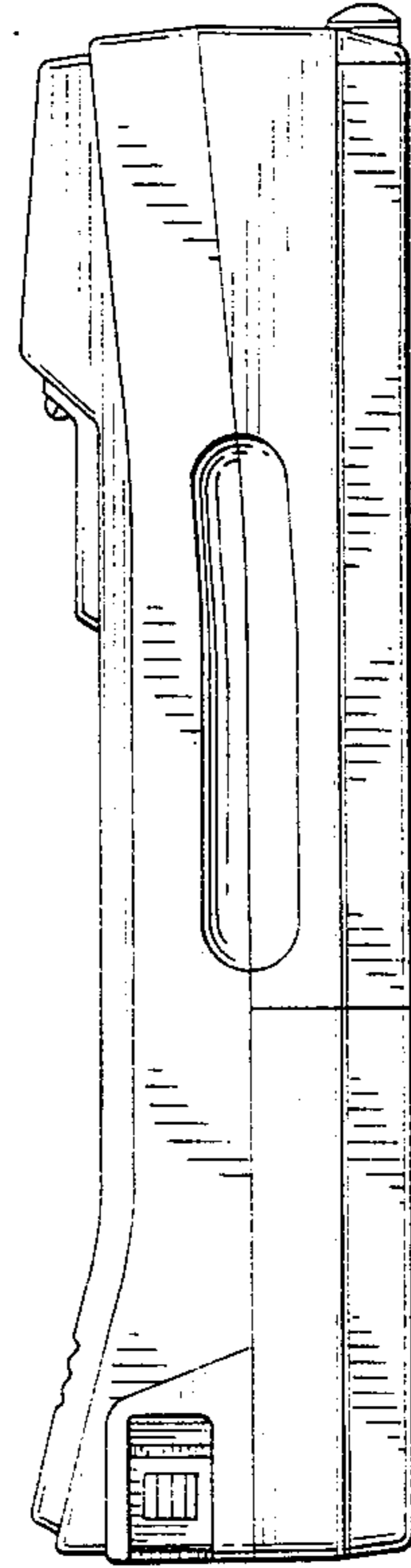


FIG. 5

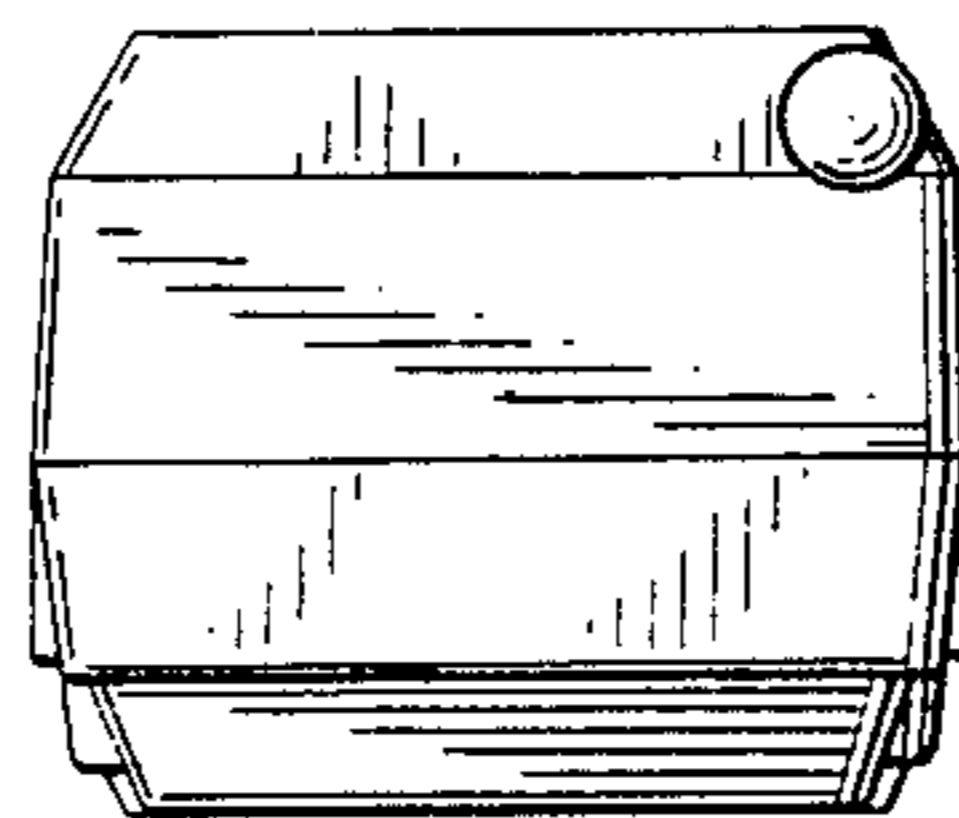


FIG. 3

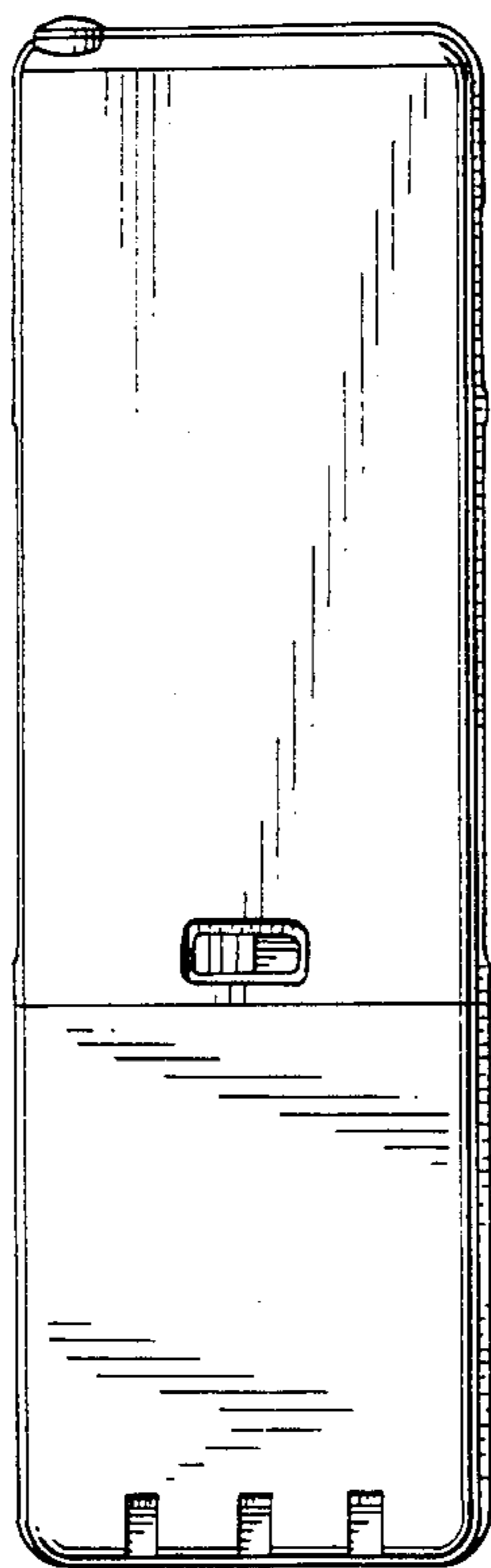


FIG. 4

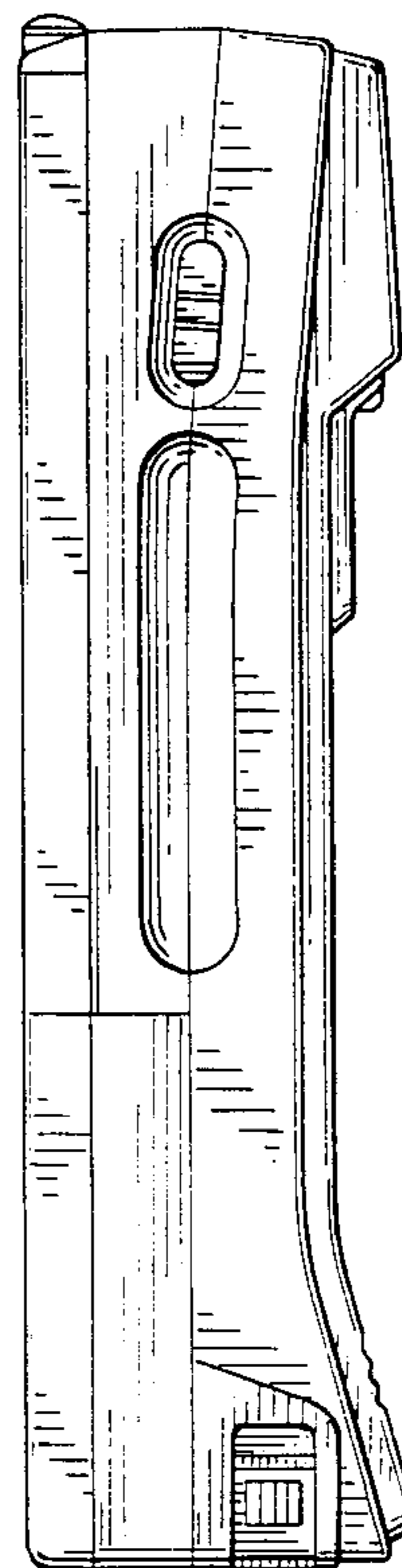


FIG. 6

