

[54] **CUSHIONING PIECE FOR SHOE MIDSOLE**

[75] **Inventor: Yasunori Sugiyama, Kobe, Japan**

[73] **Assignee: Asics Corporation, Japan**

[\*\*] **Term: 14 Years**

[21] **Appl. No.: 845,376**

[22] **Filed: Mar. 20, 1986**

[30] **Foreign Application Priority Data**

Dec. 25, 1985 [JP] Japan ..... 60-54064  
[52] **U.S. Cl.** ..... **D2/314; D2/318**  
[58] **Field of Search** ..... **D2/264, 308-314,**  
**D2/317-321; 36/1, 83, 103, 114, 25 R, 28, 29,**  
**32 R, 43**

[56] **References Cited**

**U.S. PATENT DOCUMENTS**

D. 255,060 5/1980 Okazawa ..... D2/318  
D. 268,303 3/1983 Gaski ..... D2/318  
2,491,280 12/1949 Roth ..... 36/1 X  
4,510,700 4/1985 Brown ..... 36/28 X

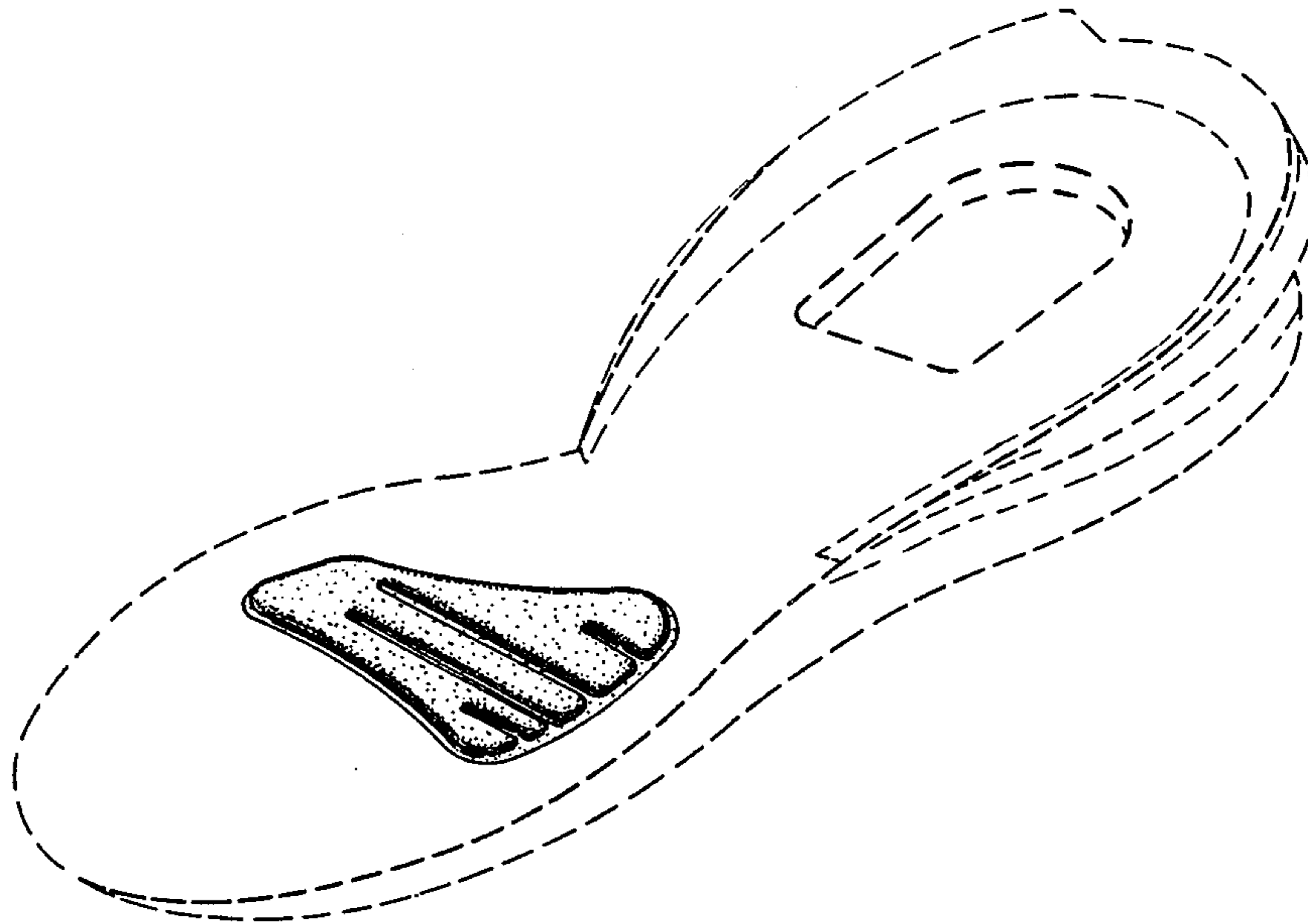
*Primary Examiner*—Louis S. Zarfes  
*Attorney, Agent, or Firm*—Lyon & Lyon

[57] **CLAIM**

The ornamental design for a cushioning piece for shoe midsole, as shown and described.

**DESCRIPTION**

FIG. 1 is a perspective view of a cushioning piece for shoe midsole showing my new design;  
FIG. 2 is a front elevational view thereof;  
FIG. 3 is a left side elevational view thereof;  
FIG. 4 is a top plan view of the cushioning piece; and  
FIG. 5 is a cross section view taken along line V—V in FIG. 2.



*Fig. 1*

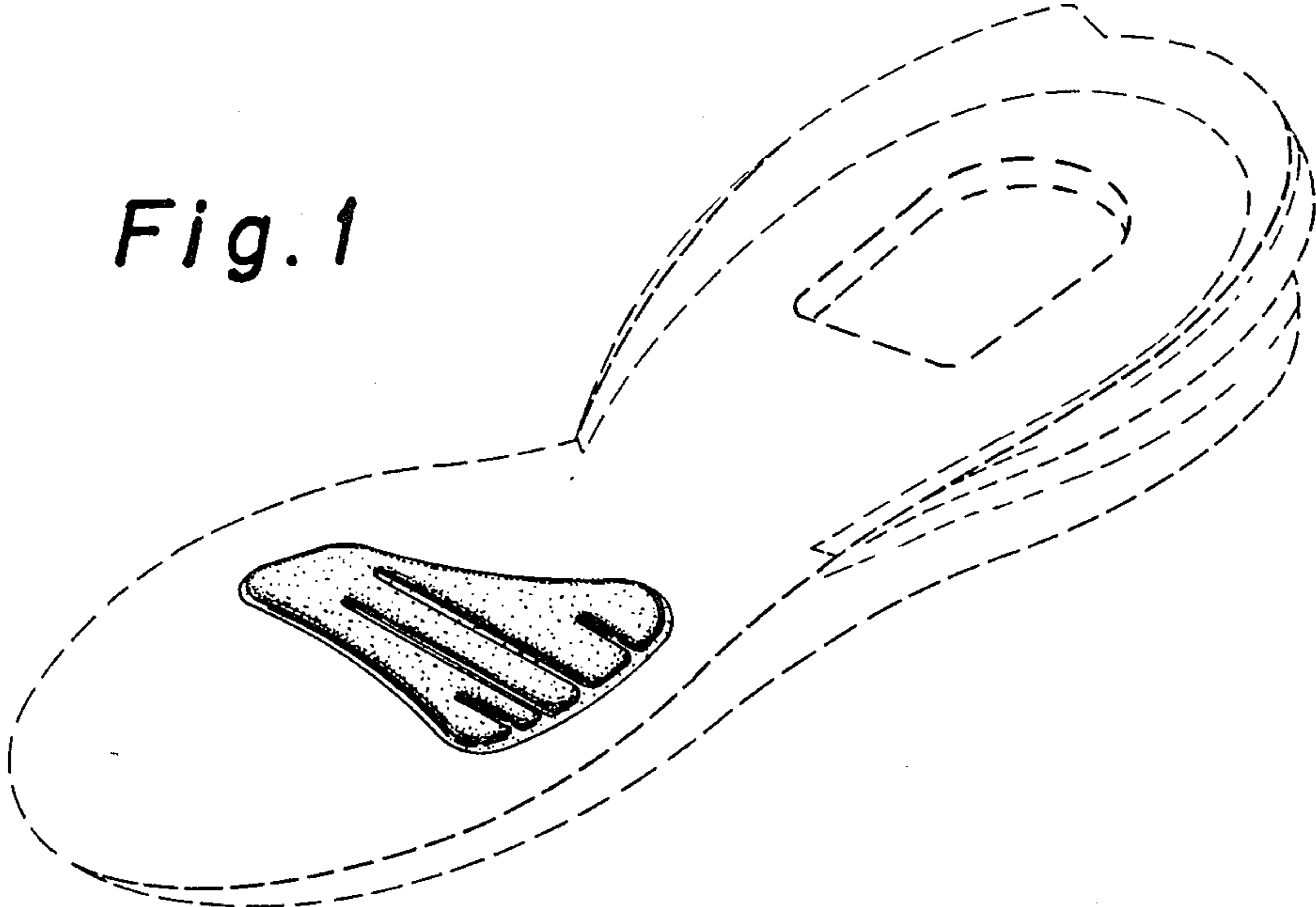


Fig. 2

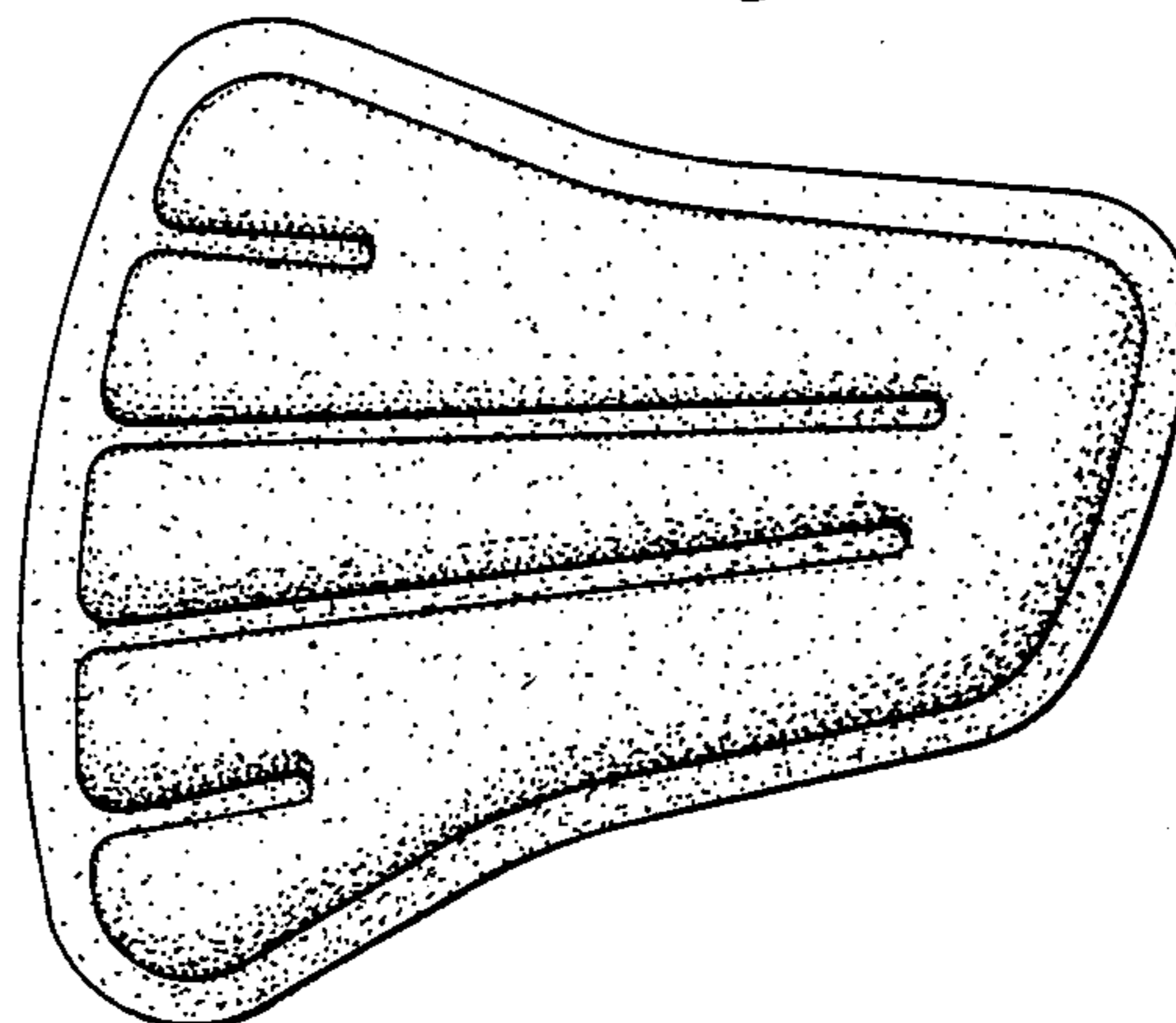


Fig. 3



Fig. 5



Fig. 4

