

[54] **COMBUSTION WICK FOR OIL STOVES**

[75] **Inventor: Isaburo Yamaguchi, Nigata, Japan**

[73] **Assignee: Kitate Sangyo Co., Inc., Nigata, Japan**

[**] **Term: 14 Years**

[21] **Appl. No.: 920,054**

[22] **Filed: Oct. 20, 1986**

[52] **U.S. Cl. D23/416**

[58] **Field of Search D23/338, 386, 416; 431/102, 298, 302-309, 325**

[56] **References Cited**

U.S. PATENT DOCUMENTS

D. 289,321 4/1987 Yamaguchi D23/416
 D. 289,322 4/1987 Yamaguchi D23/416
 D. 289,323 4/1987 Yamaguchi D23/416
 D. 289,324 4/1987 Yamaguchi D23/416
 1,323,215 11/1919 Chadwick 431/302
 1,403,010 1/1922 Chadwick 431/298 X

FOREIGN PATENT DOCUMENTS

49-49074 12/1974 Japan 431/325
 118505 9/1980 Japan 431/325
 49710 3/1982 Japan 431/325
 62310 4/1982 Japan 431/325
 101205 6/1982 Japan 431/325
 60109 4/1983 Japan 431/325

Primary Examiner—Catherine E. Kemper
Attorney, Agent, or Firm—Young & Thompson

[57] **CLAIM**

The ornamental design for a combustion wick for oil stoves, as shown and described.

DESCRIPTION

FIG. 1 is a perspective view of a combustion wick for oil stoves showing my new design;
FIG. 2 is a perspective view thereof from the side opposite that shown in **FIG. 1**;
FIG. 3 is a perspective view of a second embodiment of a combustion wick for oil stoves;
FIG. 4 is a perspective view thereof from the side opposite that shown in **FIG. 3**.
 The stippling within the solid black circles and ovals indicates different colors.

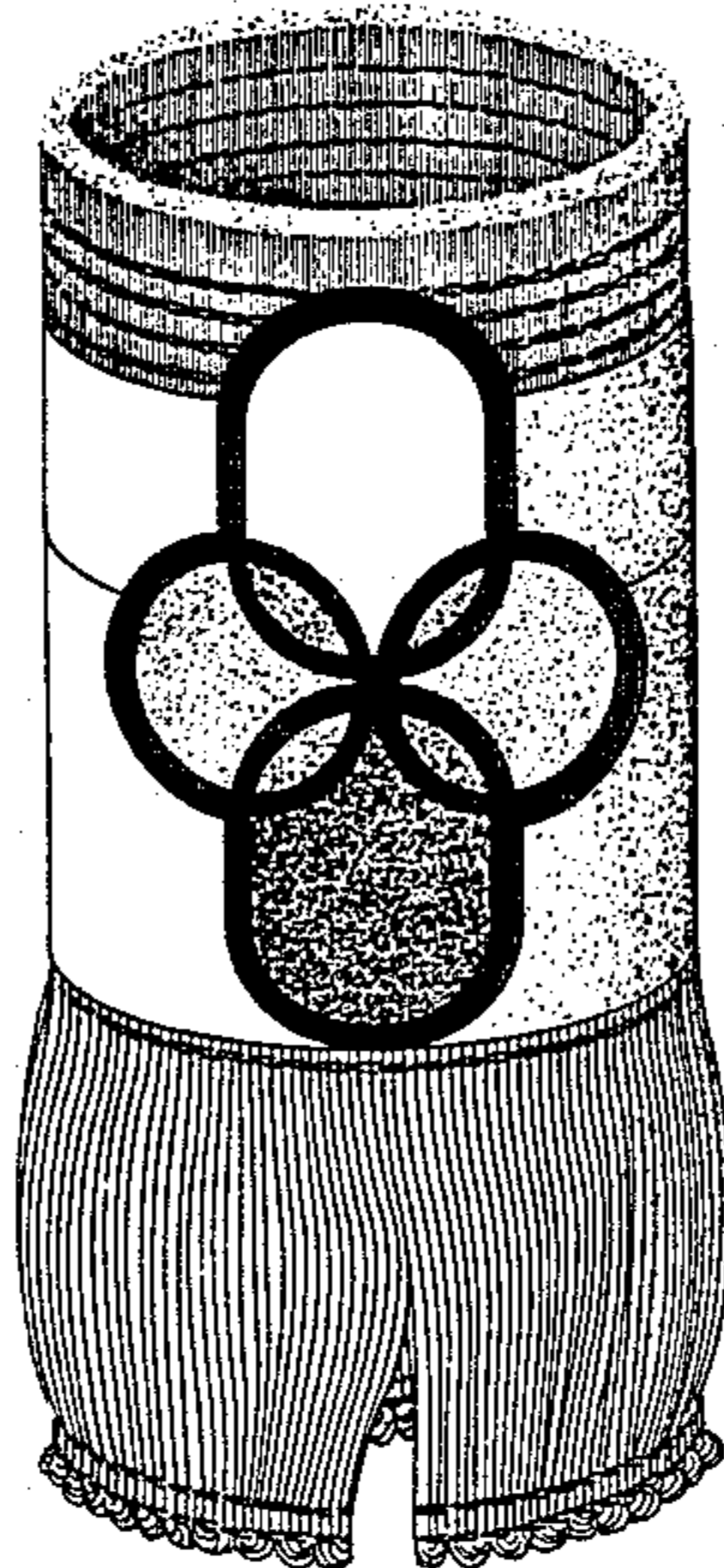


FIG. 1

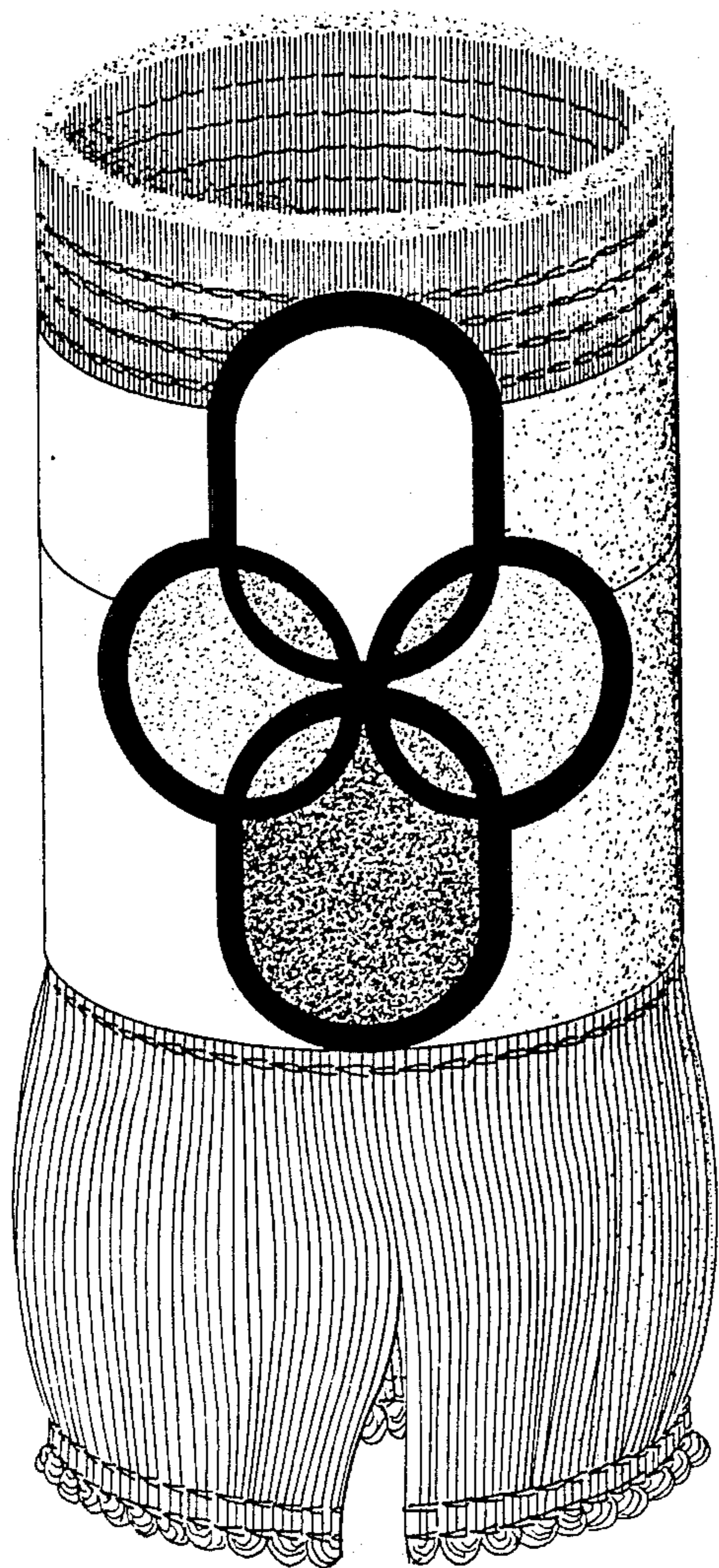


FIG. 2

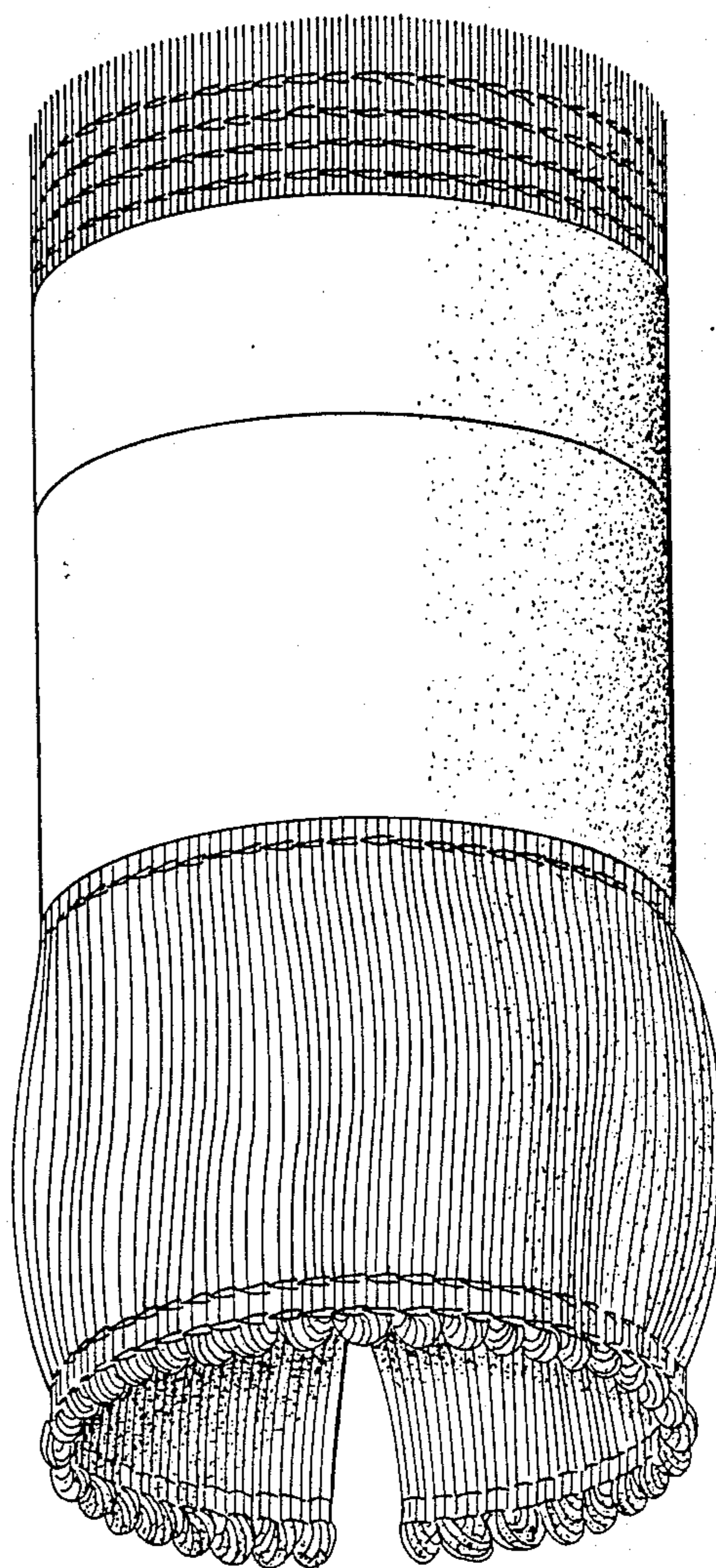


FIG. 3

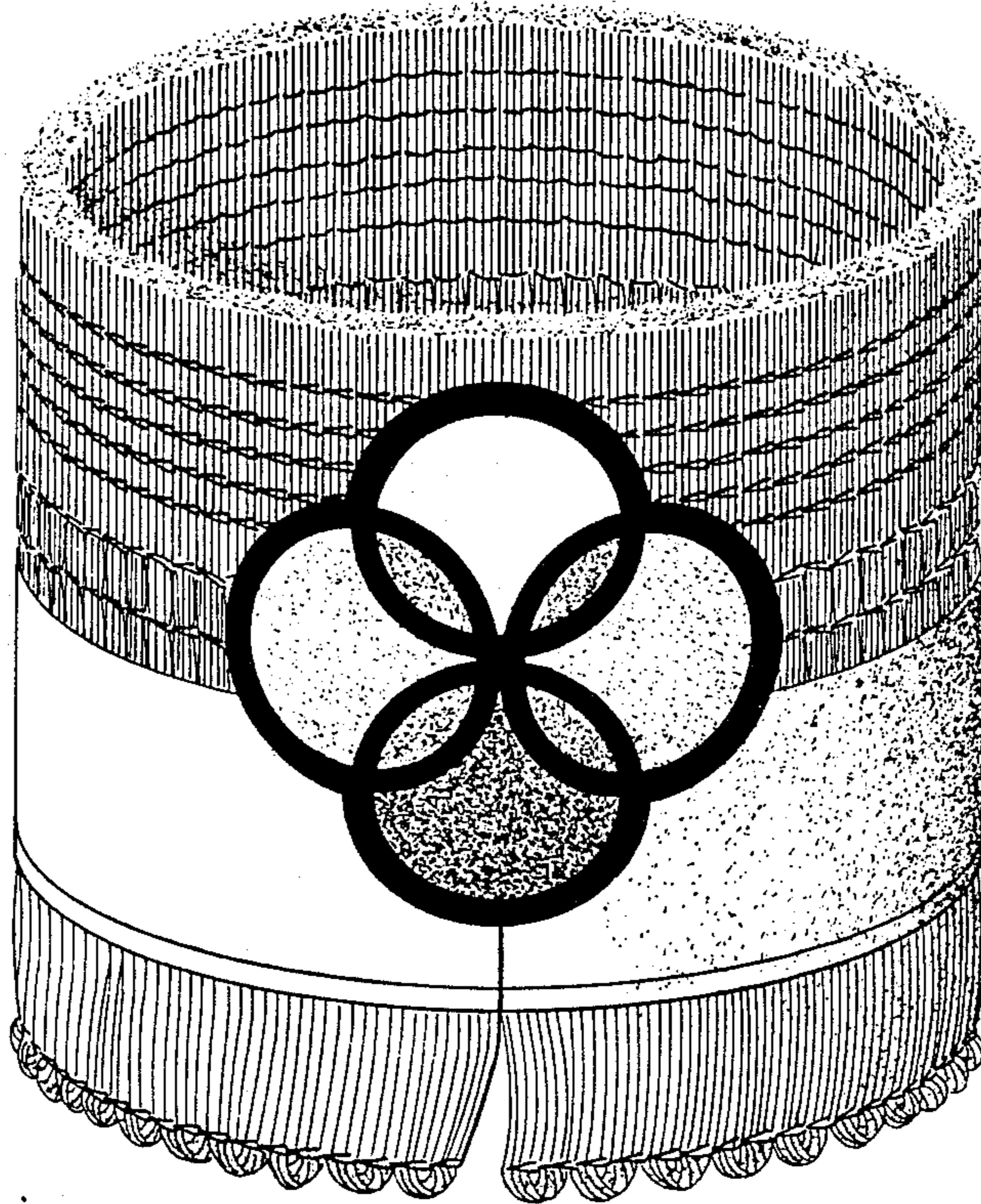


FIG. 4

