

[54] ARCHERY BOW RISER

[57] CLAIM

[76] Inventor: Ronny O. Luse, 3260 Sandlin Rd.,
The Dalles, Oreg. 97058

The ornamental design for an archery bow riser, as shown and described.

[**] Term: 14 Years

DESCRIPTION

[21] Appl. No.: 766,840

FIG. 1 is a side elevational view of an archery bow riser showing my new design.

[22] Filed: Aug. 19, 1985

FIG. 2 is a side elevation of a second form of the design wherein the riser is devoid of the openings shown in FIG. 1.

[52] U.S. Cl. D22/107

[58] Field of Search D22/107; 124/88, 23 R,
124/DIG. 1

FIG. 3 is a front view of the archer bow riser as viewed from the left in FIGS. 1 or 2.

[56] References Cited

U.S. PATENT DOCUMENTS

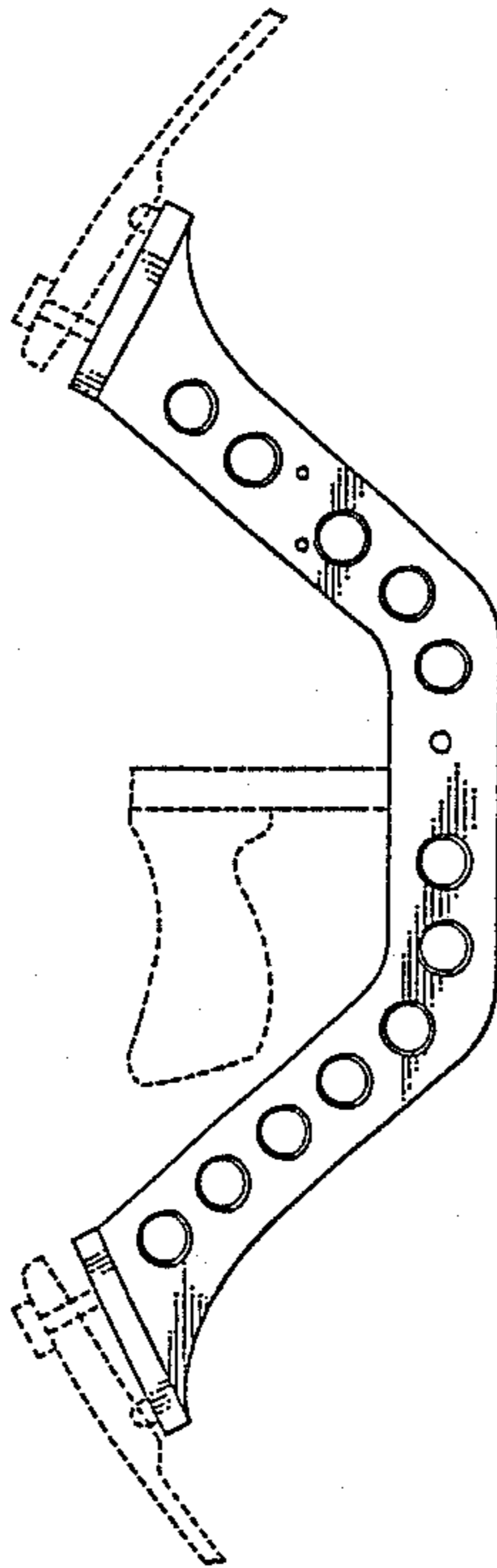
- D. 218,820 9/1970 Gray D22/107
- D. 291,903 9/1987 Smith D22/107
- 3,525,322 9/1970 Lee D22/107

FIG. 4 is a rear view of the archery bow riser as viewed from the right in FIGS. 1 or 2.

FIG. 5 is an end view of the archery bow riser as viewed from the top in FIGS. 1 or 2.

Primary Examiner—A. Hugo Word
Attorney, Agent, or Firm—Olson and Olson

The broken line showing of limbs and handle is for illustrative purposes only and forms no part of the claimed design.



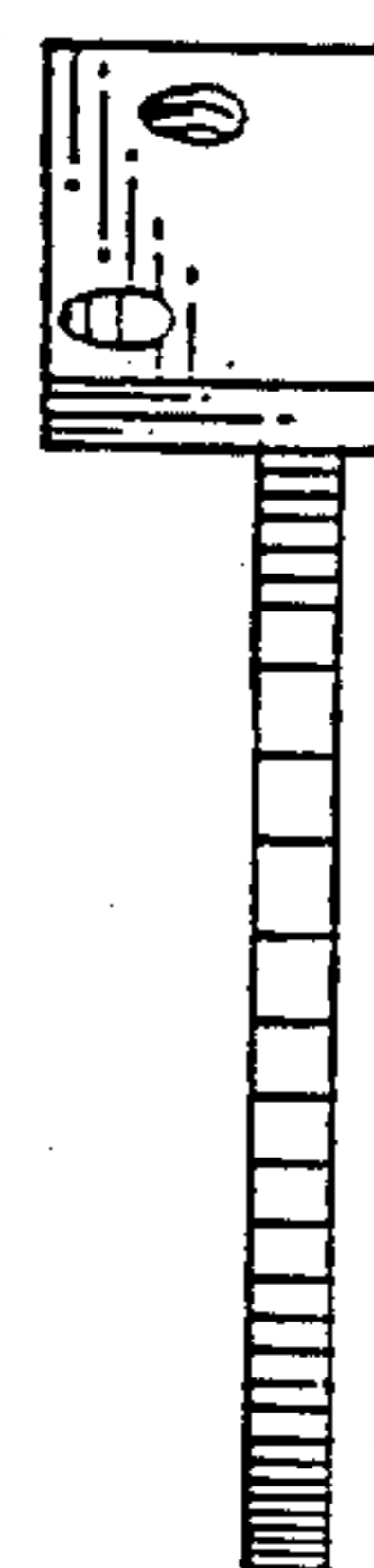
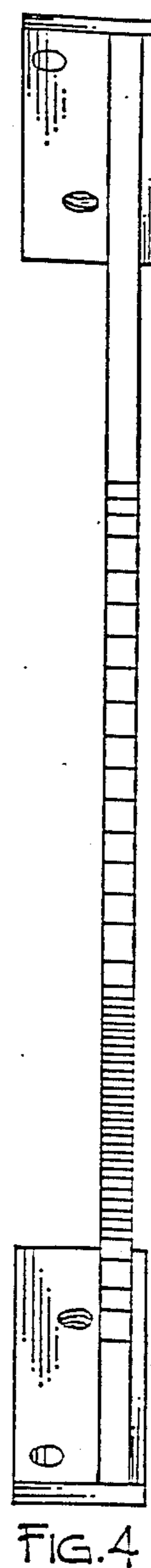
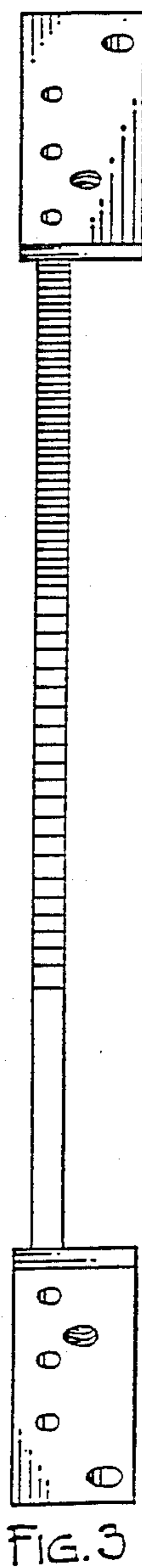
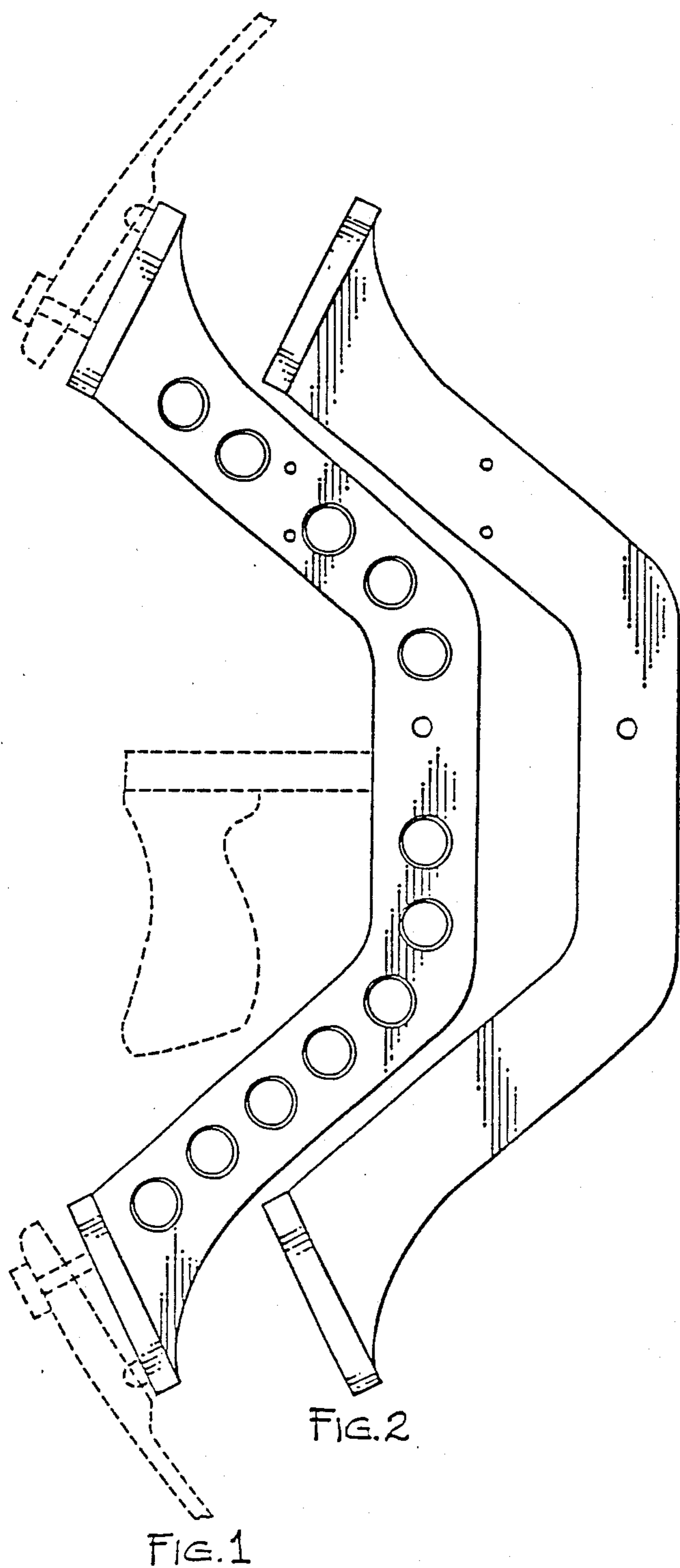


FIG. 2

FIG. 3

FIG. 4

FIG. 5

FIG. 1