

[54] **FRONT BUMPER FOR AN AUTOMOBILE**

[75] **Inventor: Mitsuo Ikeda, Toyota, Japan**

[73] **Assignee: Toyota Jidosha Kabushiki Kaisha, Aichi, Japan**

[**] **Term: 14 Years**

[21] **Appl. No.: 862,441**

[22] **Filed: May 8, 1986**

[52] **U.S. Cl. D12/169**

[58] **Field of Search D12/169; 293/102**

[56] **References Cited**

U.S. PATENT DOCUMENTS

D. 238,774	2/1976	Haga et al.	D12/170
D. 274,508	7/1984	Yamashita	D12/169
D. 274,613	7/1984	Yamashita	D12/169
D. 281,872	12/1985	Teague et al.	D12/169
D. 288,428	2/1987	Envall et al.	D12/169
D. 288,551	3/1987	Enval et al.	D12/169

FOREIGN PATENT DOCUMENTS

59-7501 3/1983 Japan .

59-75011 3/1983 Japan .

59-75012 3/1983 Japan .

59-75013 3/1983 Japan .

58-47951 12/1983 Japan .

Primary Examiner—James M. Gandy
Attorney, Agent, or Firm—Parkhurst, Oliff & Berridge

[57] **CLAIM**

The ornamental design for a front bumper for an automobile, as shown and described.

DESCRIPTION

FIG. 1 is a front perspective view of a front bumper for an automobile;

FIG. 2 is an enlarged front elevation view of the front bumper;

FIG. 3 is an enlarged rear elevation view of the front bumper;

FIG. 4 is an enlarged top plan view of the front bumper;

FIG. 5 is an enlarged bottom plan view of the front bumper; and

FIG. 6 is an enlarged right side elevation view of the front bumper, the left side view of the front bumper is a mirror image of the right side view.

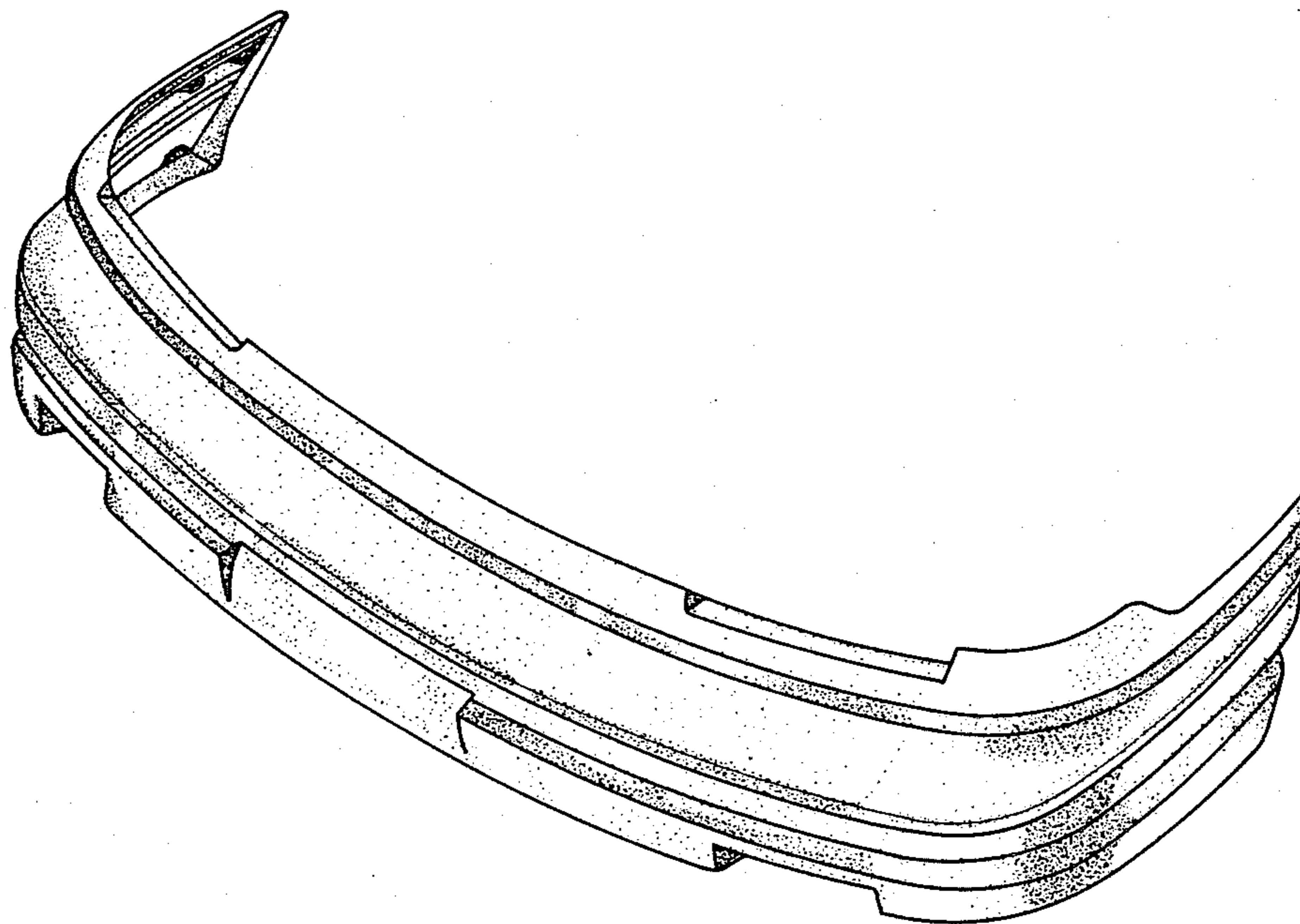


Fig. 1

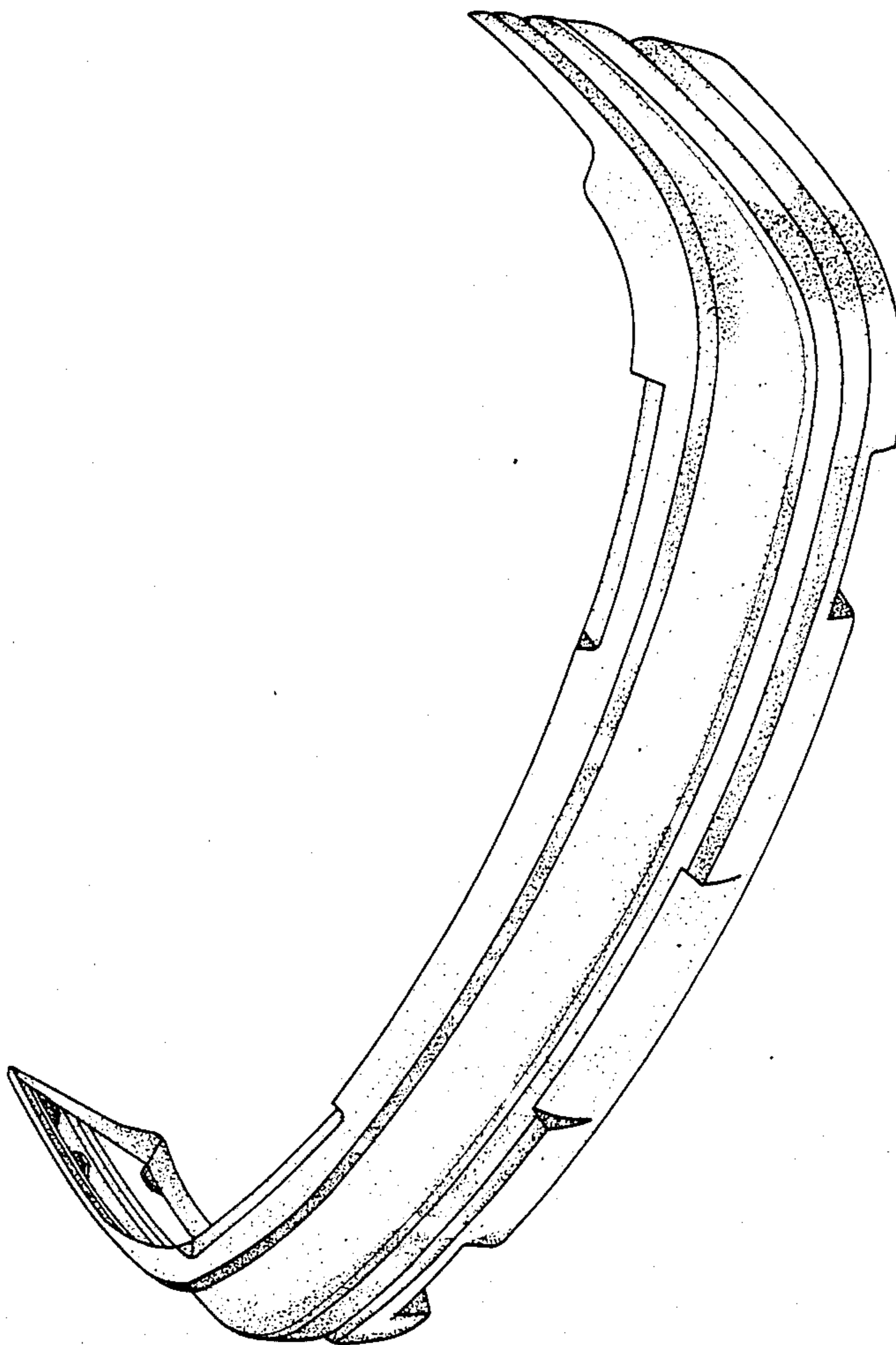


Fig. 2

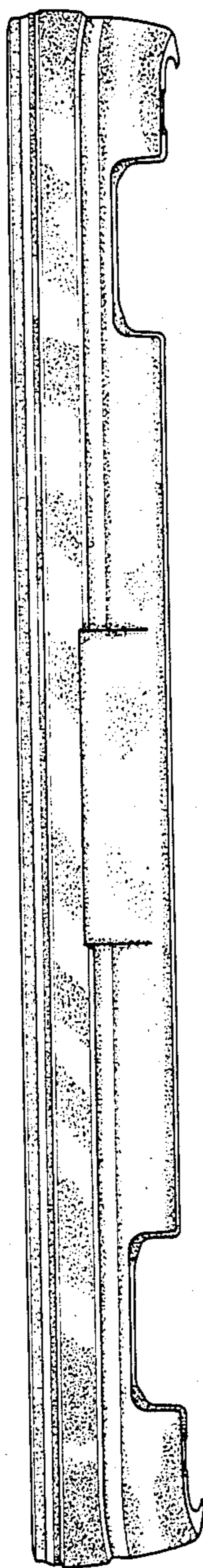


Fig. 3




Fig. 4

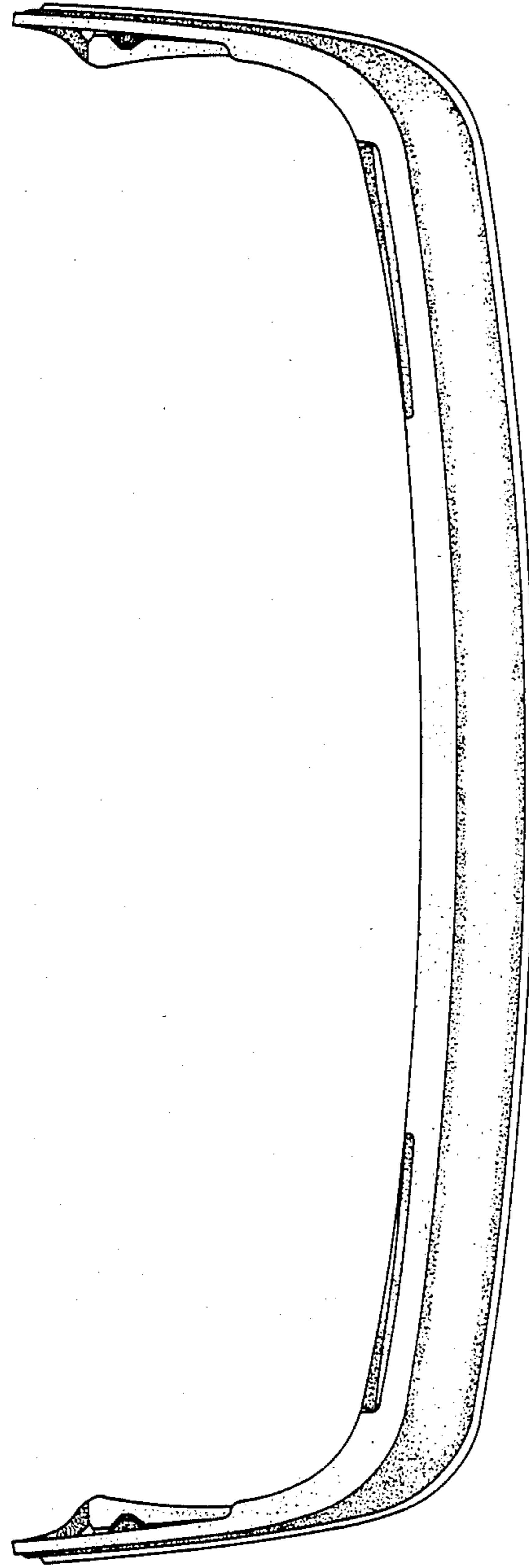


Fig. 5




Fig. 6

