

[54] **GATE GUDGEON**

[75] **Inventor: John G. Richards, Pukekohe, New Zealand**

[73] **Assignee: Franklin Machinery Limited, Auckland, New Zealand**

[\*\*] **Term: 14 Years**

[21] **Appl. No.: 727,334**

[22] **Filed: Apr. 25, 1985**

[52] **U.S. Cl. .... D8/323; D8/387**

[58] **Field of Search .... D8/323, 382, 387; 411/378, 400, 401; 16/382**

[56] **References Cited**

**U.S. PATENT DOCUMENTS**

1,117,397 11/1914 Keefe ..... 411/400  
3,349,427 10/1967 Cairns et al. .... 16/382

**FOREIGN PATENT DOCUMENTS**

0023883 2/1950 Finland ..... 411/400  
0357301 11/1961 Switzerland ..... 16/382  
0549687 12/1942 United Kingdom ..... 411/400

**OTHER PUBLICATIONS**

Ohio Weldments & Special Purpose Parts Cat., p. 15, SG Adjusting Screw (top of page).

*Primary Examiner*—B. J. Bullock  
*Attorney, Agent, or Firm*—Ladas & Parry

[57] **CLAIM**

The ornamental design for a gate gudgeon, as shown and described.

**DESCRIPTION**

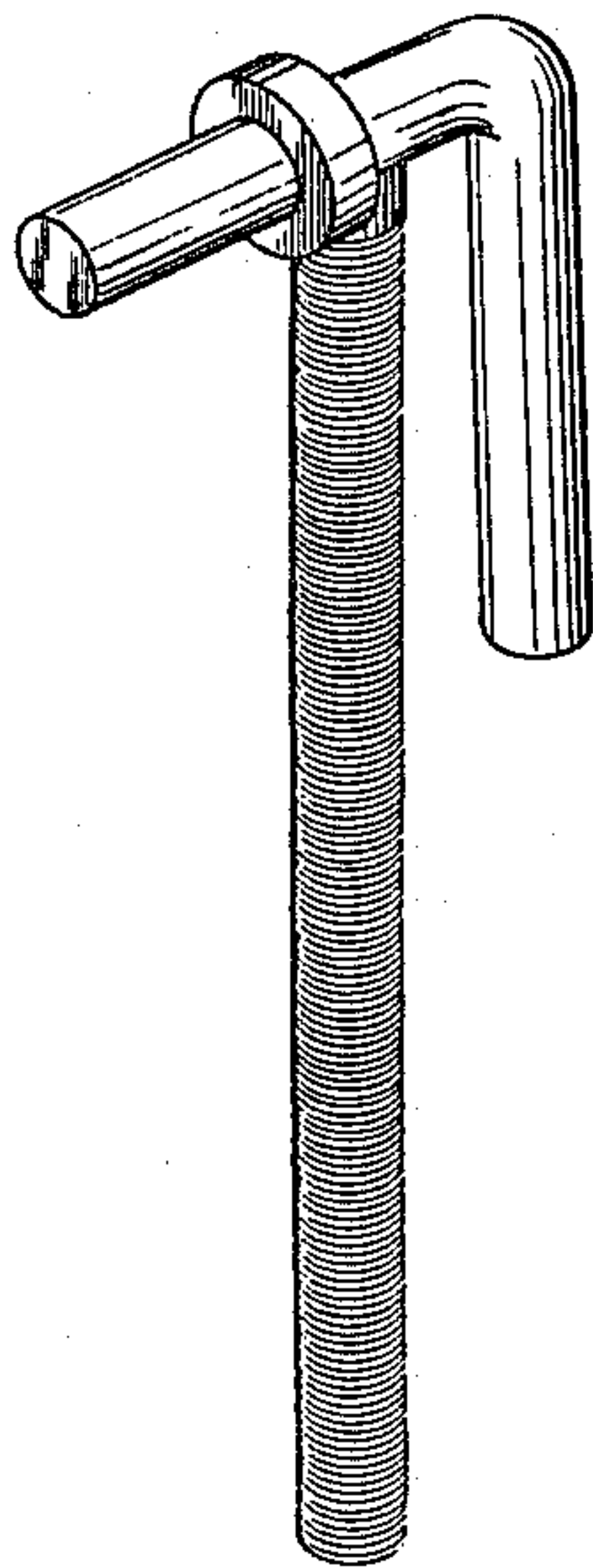
FIG. 1 is a perspective view of a gate gudgeon showing my new design.

FIG. 2 is a front view thereof;

FIG. 3 is a left side view thereof;

FIG. 4 is a rear view thereof;

FIG. 5 is a top view.



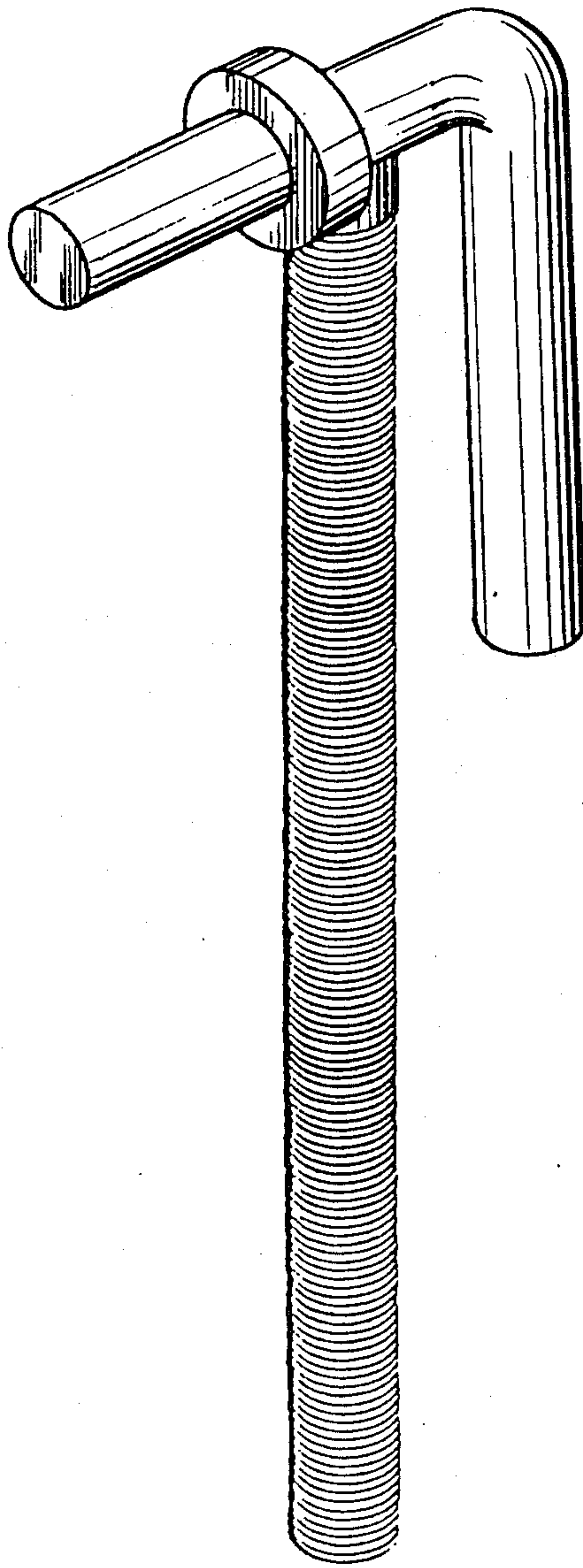


FIG. 1




FIG. 2

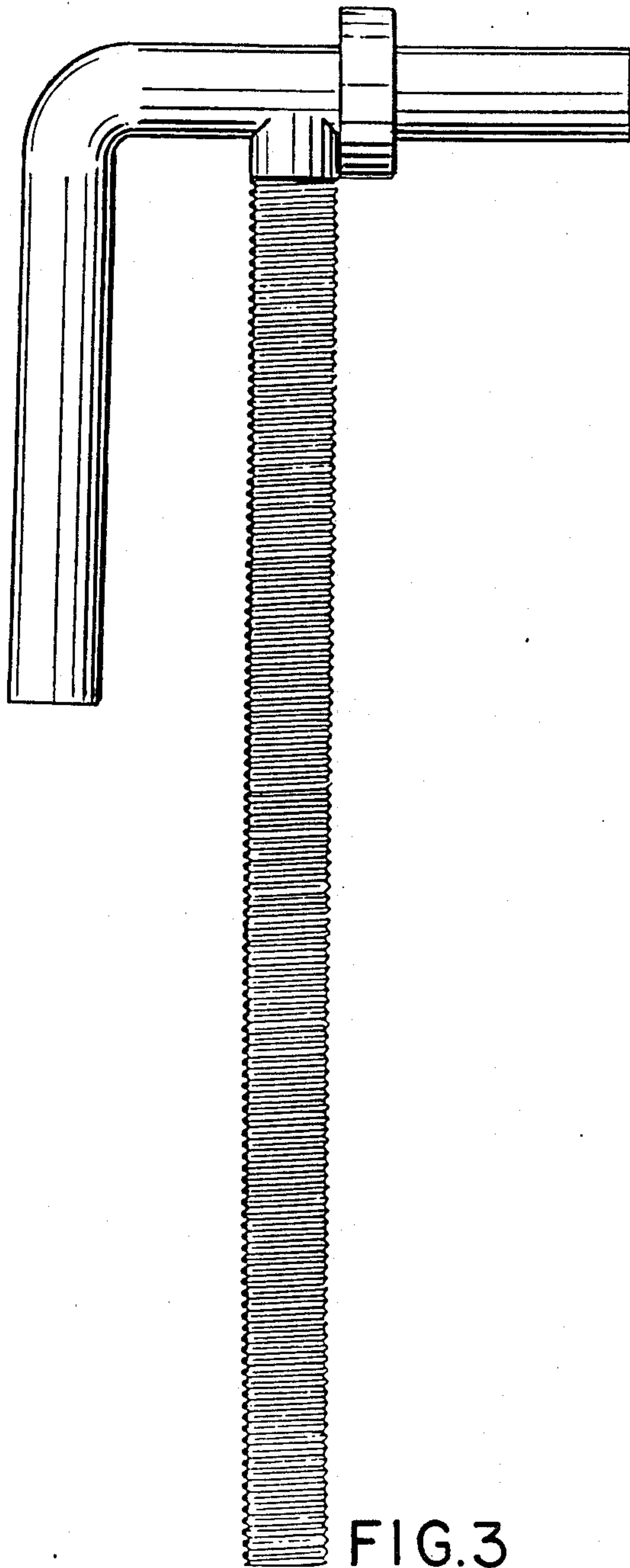


FIG. 3

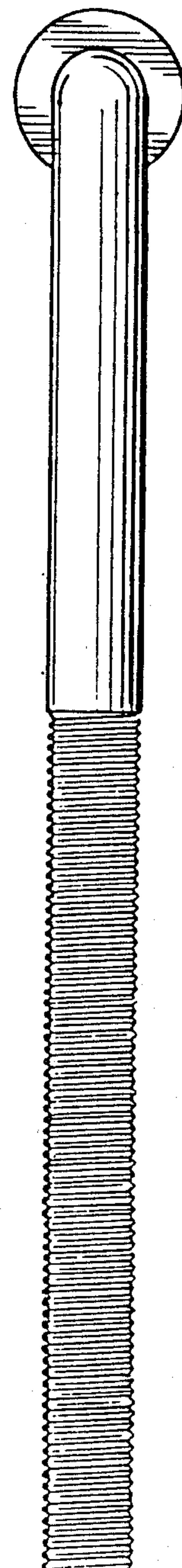


FIG. 4




FIG. 5