

[54] COMBINED SCREWDRIVER BIT AND SHEET METAL CUTTING ELEMENT FOR A COMBINATION HAND TOOL

[76] Inventor: John W. Wilbanks, 2362 Farley Rd., Birmingham, Ala. 35226

[**] Term: 14 Years

[21] Appl. No.: 812,451

[22] Filed: Dec. 23, 1985

[52] U.S. Cl. D8/86; D8/87

[58] Field of Search D8/14, 71, 82-87; 81/436, 460, 461, 437; D15/139

[56] References Cited

U.S. PATENT DOCUMENTS

D. 31,789	11/1899	Jackson	D15/139
370,255	9/1887	Hart	81/436
4,190,091	2/1980	Colognori	81/436
4,325,153	4/1982	Finnegan	81/461
4,680,996	7/1987	Gold	81/436

FOREIGN PATENT DOCUMENTS

10612	8/1880	Fed. Rep. of Germany	81/436
-------	--------	----------------------	-------	--------

Primary Examiner—Wallace R. Burke
Assistant Examiner—Clare E. Heflin
Attorney, Agent, or Firm—Jennings, Carter, Thompson & Veal

[57] CLAIM

The ornamental design for a combined screwdriver bit and sheet metal cutting element for a combination hand tool, as shown and described.

DESCRIPTION

FIG. 1 is a perspective view of a combined screwdriver bit and sheet metal cutting element for a combination hand tool showing my new design;
FIG. 2 is a top plan view thereof, the bottom view being identical;
FIG. 3 is a side elevational view thereof, the opposite side being identical;
FIG. 4 is a left end elevational view thereof;
FIG. 5 is a reduced scale perspective view thereof with a shaft and handle being shown in broken lines for illustrative purposes only.
The tool shaft is shown broken away in FIGS. 1-3 to depict indeterminate length.

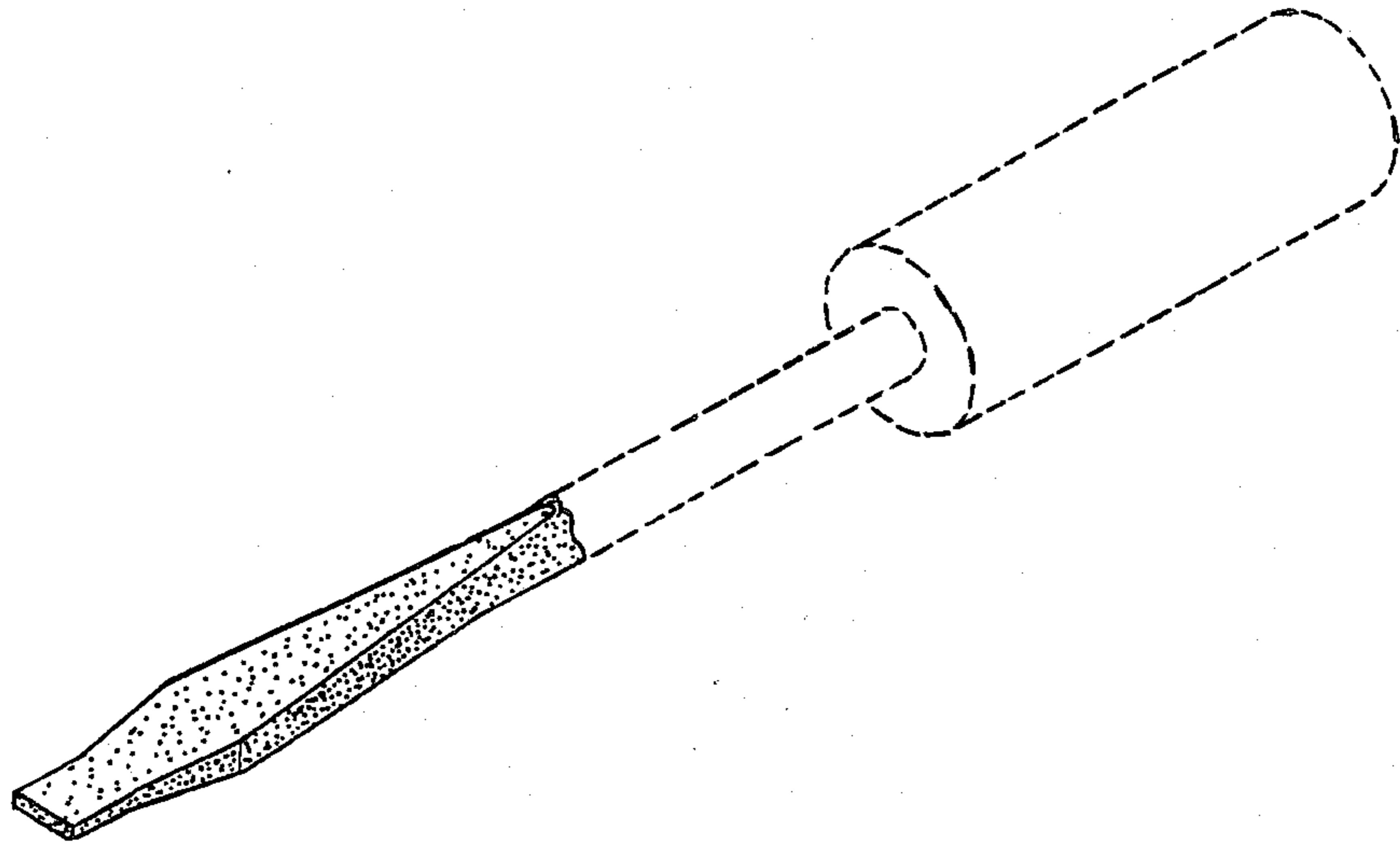


Fig. 1

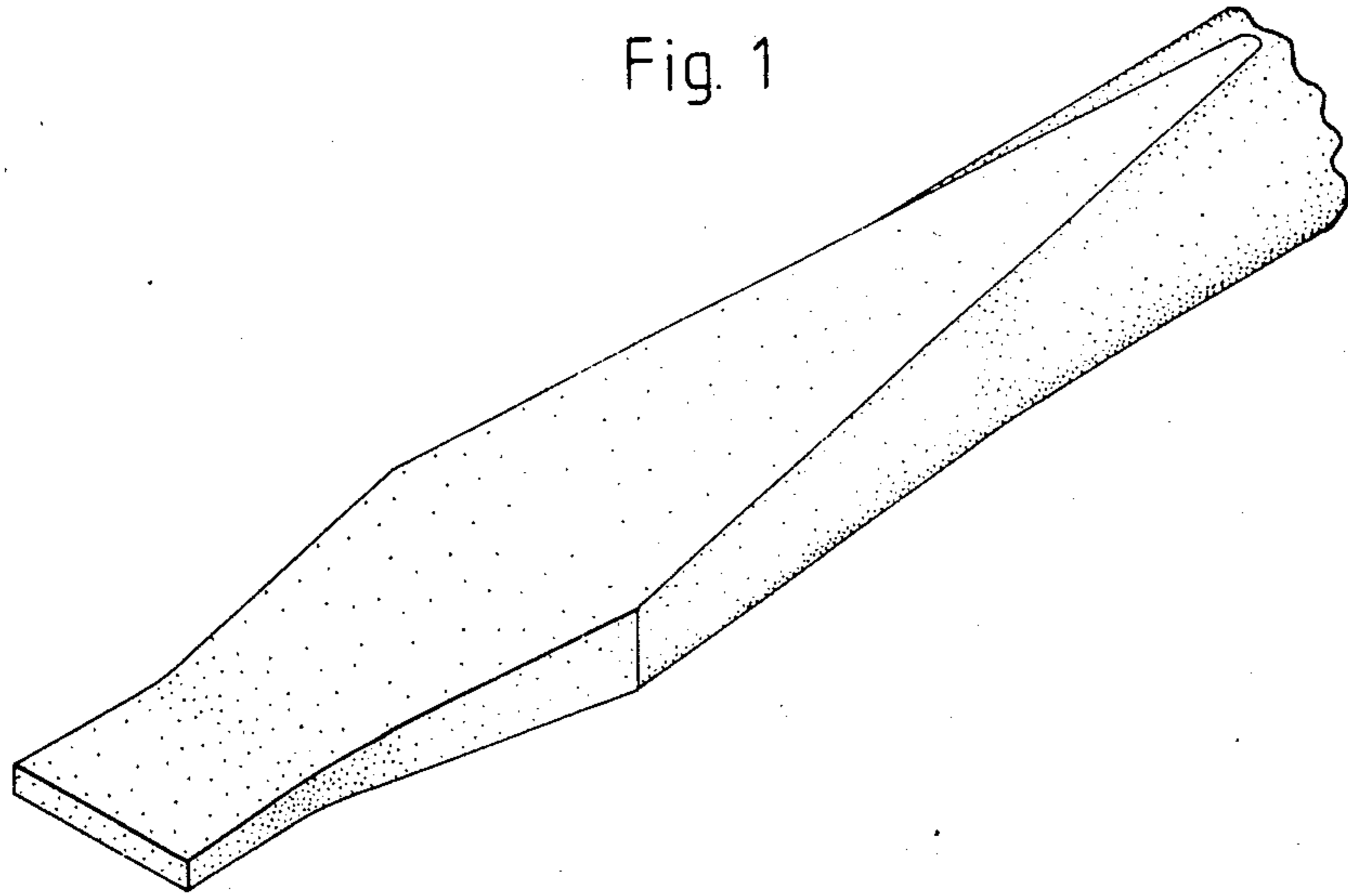


Fig. 2

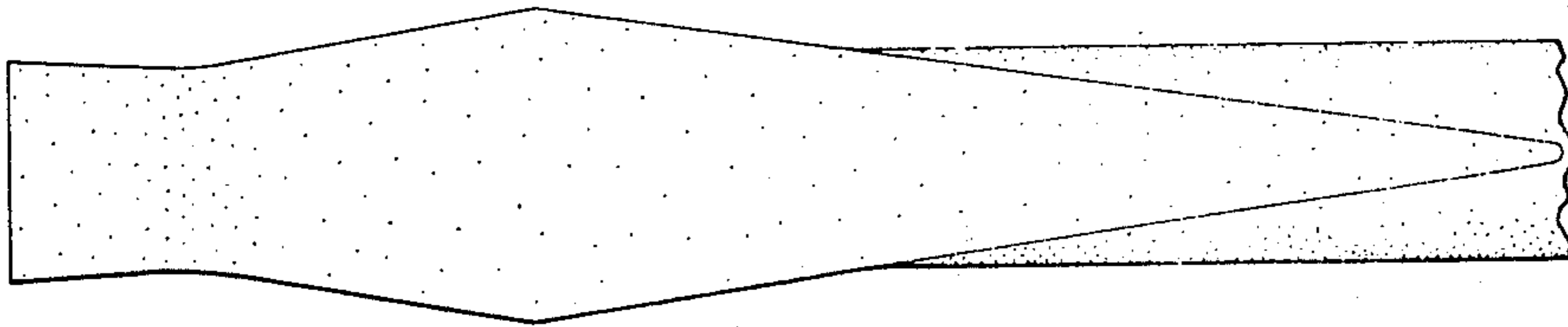


Fig. 3

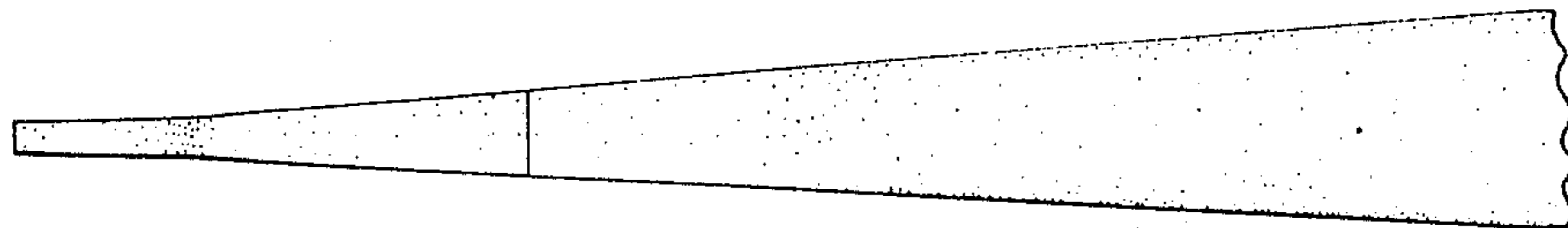


Fig. 4

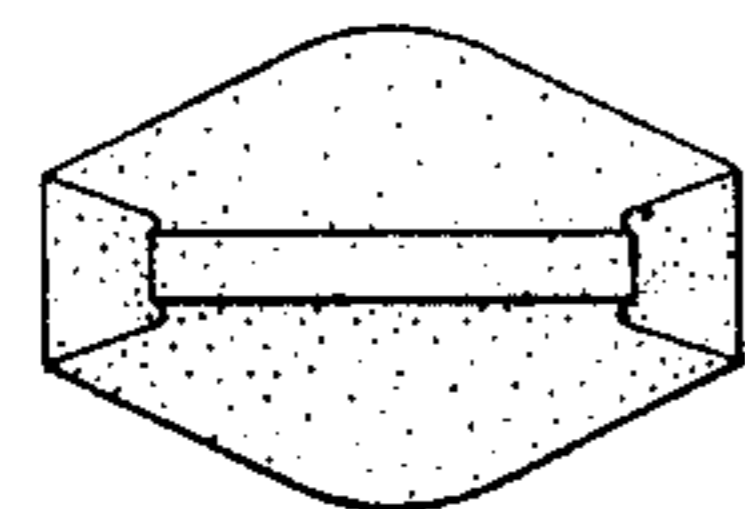


Fig. 5

