

[54] FILTER UNIT

[75] Inventors: Richard A. Leoncavallo, Pittsford; Peter K. Baird, Honeoye Falls; Ravinder C. Mehra, Fairport; Sharad R. Rajguru, Rochester, all of N.Y.

[73] Assignee: Nalge Company, Rochester, N.Y.

[**] Term: 14 Years

[21] Appl. No.: 788,942

[22] Filed: Oct. 18, 1985

[52] U.S. Cl. D24/8

[58] Field of Search D24/8, 29, 21, 51, 56, D24/57; 210/455, 473, 472, 474, 477, 446, 445, 232; 422/101; D23/4

[56] References Cited

U.S. PATENT DOCUMENTS

D. 270,947	10/1983	Mehra et al.	D24/8 X
3,295,686	1/1967	Krueger	210/455
4,357,240	11/1982	Mehra et al.	210/455
4,614,585	9/1986	Mehra et al.	210/455 X

Primary Examiner—Wallace R. Burke
Assistant Examiner—Stella M. Reid
Attorney, Agent, or Firm—Marjama & Pincelli

[57] CLAIM

The ornamental design for a filter unit, as shown and described.

DESCRIPTION

FIG. 1 is a front elevational view of a filter unit illustrating our new design;
FIG. 2 is a right side elevational view thereof;
FIG. 3 is a rear elevational view thereof;
FIG. 4 is a top plan view thereof;
FIG. 5 is a bottom plan view thereof;
FIG. 6 is a side elevational view of a modified form of FIG. 1;
FIG. 7 is a side elevational view of a second modified form of FIG. 1;
FIG. 8 is a front elevational view of FIG. 6; and
FIG. 9 is a front elevational view of FIG. 7.
The top and bottom views of FIGS. 6 and 7 are identical to that shown in FIGS. 1-5 with the outlet port eliminated.





FIG. 1




FIG. 2

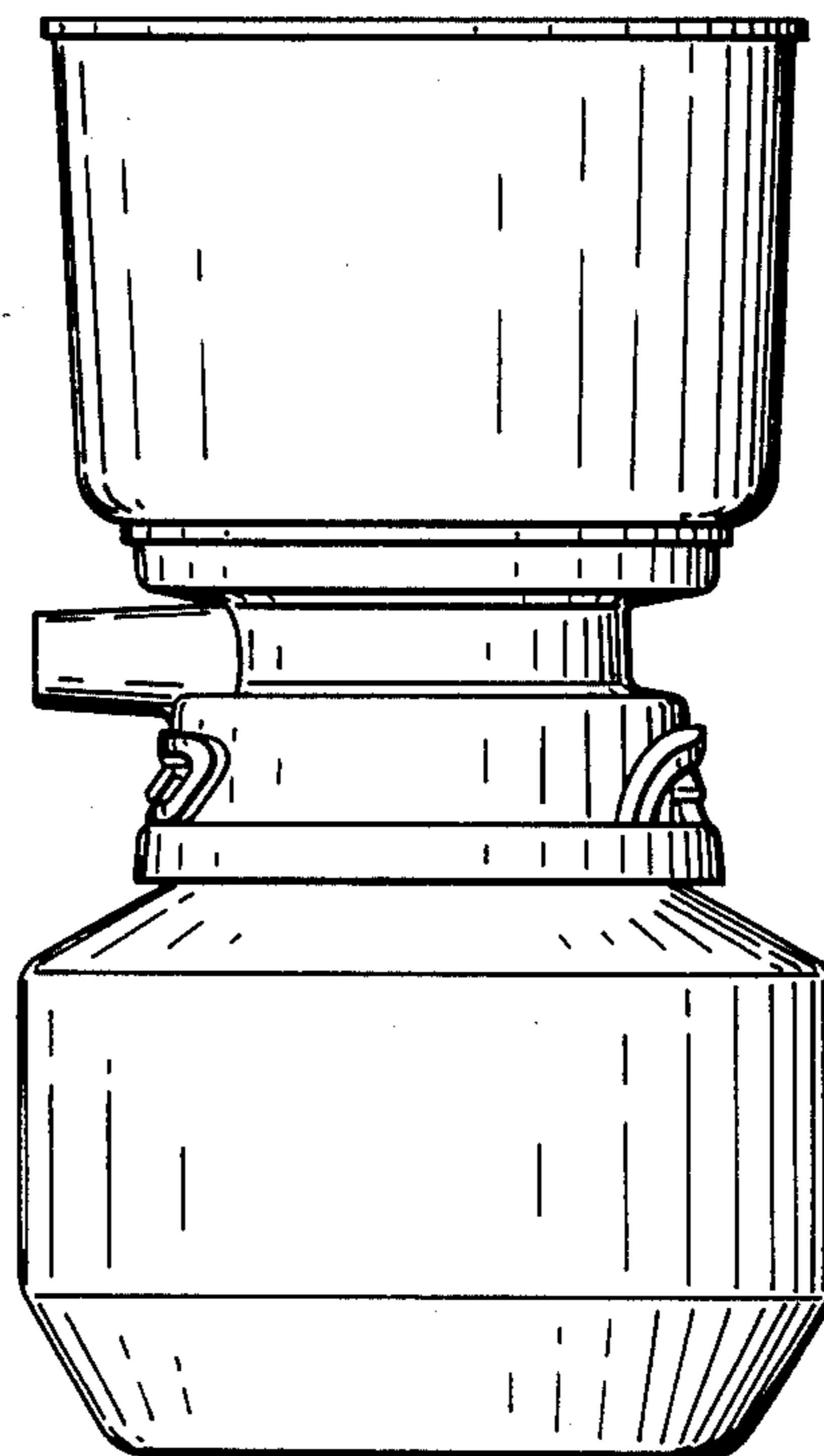


FIG. 3

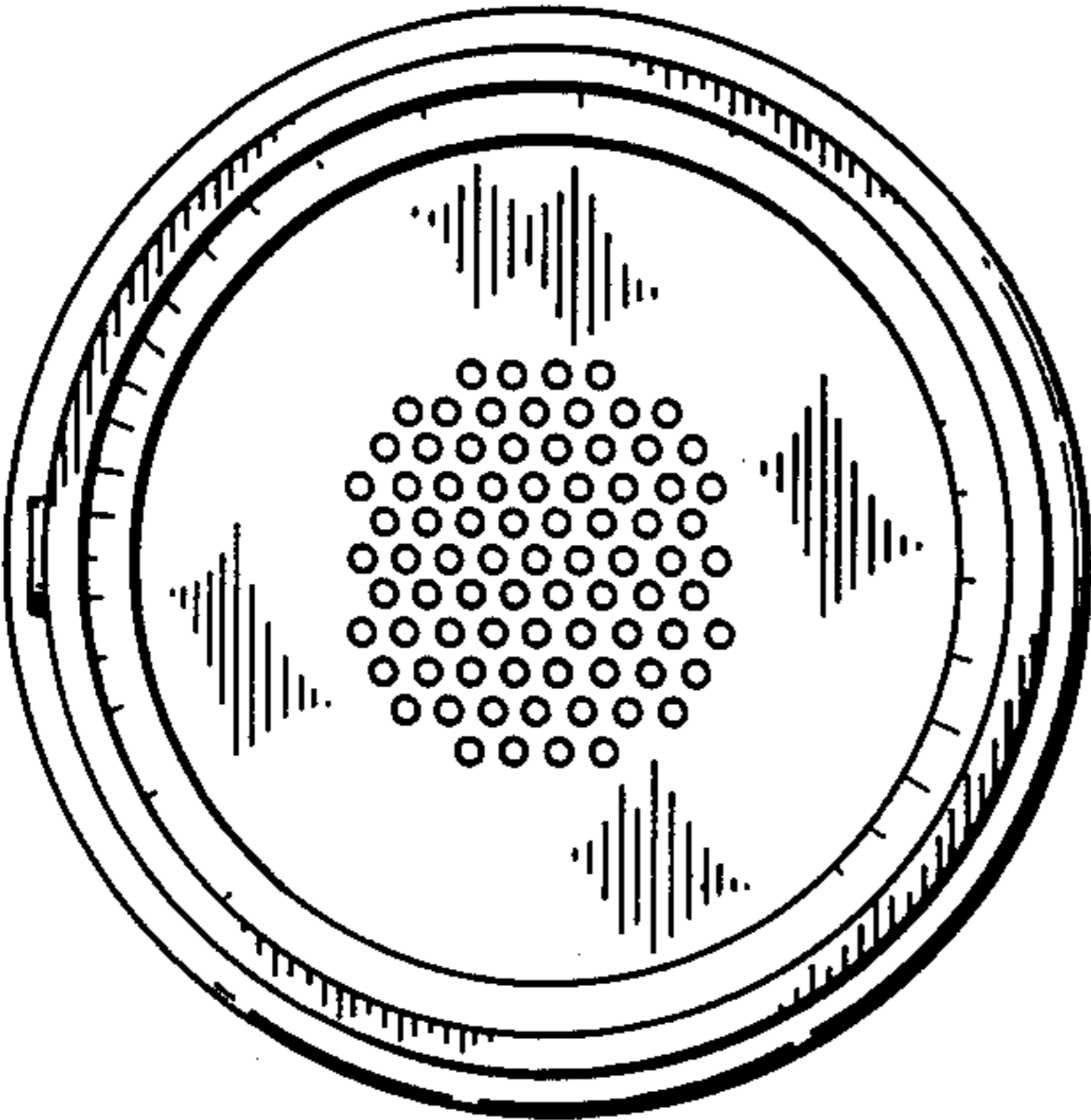
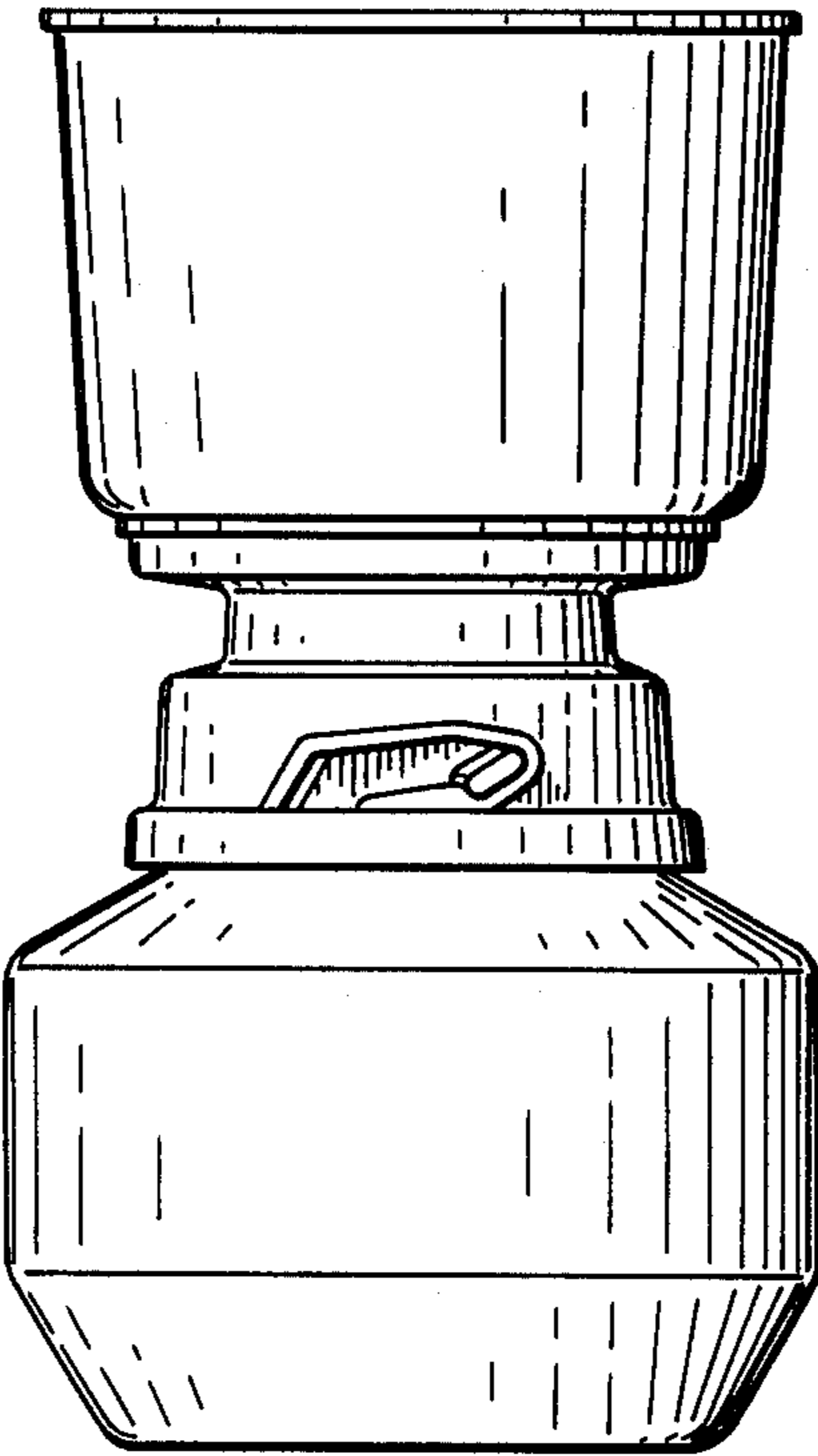


FIG. 4

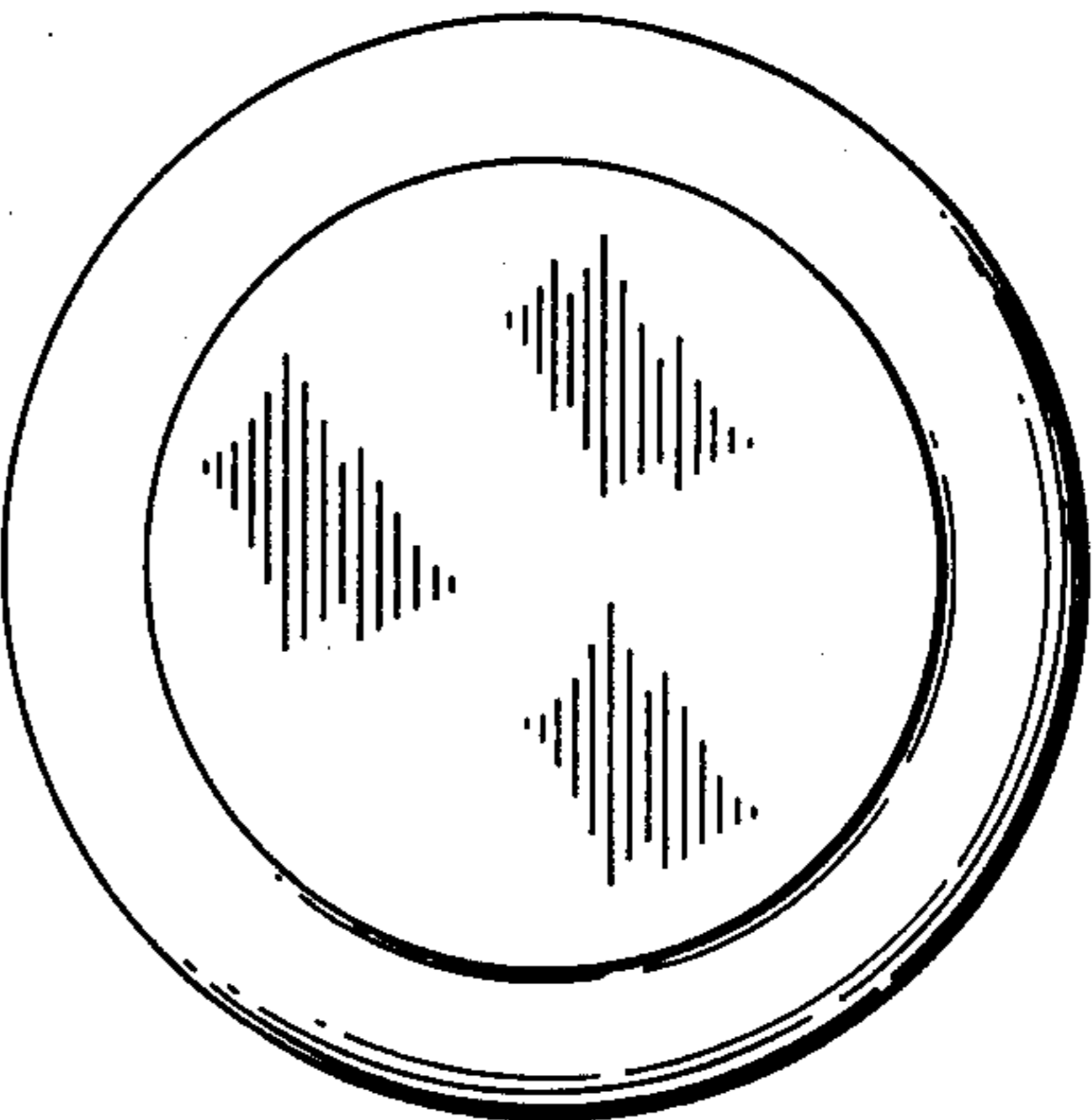


FIG. 5

FIG. 6




FIG. 7




FIG.8




FIG.9

