

[54] **TELEPHONE HANDSET OR SIMILAR ARTICLE**

[75] **Inventor: Douglas M. Dickson, Lynchburg, Va.**

[73] **Assignee: General Electric Company, Schenectady, N.Y.**

[**] **Term: 14 Years**

[21] **Appl. No.: 38,270**

[22] **Filed: Apr. 13, 1987**

[52] **U.S. Cl. D14/63; D14/64; D14/52**

[58] **Field of Search D14/52, 53, 64, 63, D14/58; 379/433, 434, 419, 428, 435, 437, 440; 455/89, 90**

[56] **References Cited**

U.S. PATENT DOCUMENTS

D. 227,782	7/1973	Hazell et al.	D26/14
D. 268,411	3/1983	Banko	D14/64 X
D. 275,006	8/1984	Danielson et al.	D14/63
D. 277,379	1/1985	Cooke et al.	D14/63
D. 277,573	2/1985	McGarvey	D14/63 X
D. 278,815	5/1985	Williams	D14/63
D. 279,004	5/1985	Ryan	D14/63
D. 279,005	5/1985	Genarl et al.	D14/63
D. 282,658	2/1986	Abrams	D14/63
D. 282,659	2/1986	Abrams	D14/63
D. 283,708	5/1986	Tamura et al.	D14/62 X
D. 284,467	7/1986	Baba et al.	D14/52
D. 287,850	1/1987	Marshall	D14/53

D. 290,117	6/1987	Nogomi et al.	D14/58
D. 291,082	7/1987	Bücker	D14/58 X
D. 293,442	12/1987	Richardson et al.	D14/64 X
4,291,475	9/1981	Schoemer	40/338

OTHER PUBLICATIONS

Fordham Summer (Catalog) 1985; Audovox Model AT-115 at p. 122.
 Hong Kong Enterprise Catalog; Handsets on p. 83.
 GTE Automatic Electric (USA); Issue Mar.-Apr. 1981, GTE Solitare I Phone; p. 49.

Primary Examiner—Horace B. Fay
Attorney, Agent, or Firm—Robert C. Lampe, Jr.

[57] **CLAIM**

The ornamental design for a telephone handset or similar article, as shown and described.

DESCRIPTION

FIG. 1 is a right side, rear and bottom perspective view of a telephone handset or similar article showing my new design with a control unit therefor shown in broken lines;

FIG. 2 is a left side elevational view thereof;

FIG. 3 is a front elevational view thereof;

FIG. 4 is a right side elevational view thereof;

FIG. 5 is a rear elevational view thereof; and,

FIGS. 7 and 6 are respectively top and bottom plan views thereof.

The broken line showing of a control unit in FIG. 1, two rectangular display panels in FIG. 3, and four circles in FIG. 3 is for illustrative purposes only and forms no part of the claimed design.


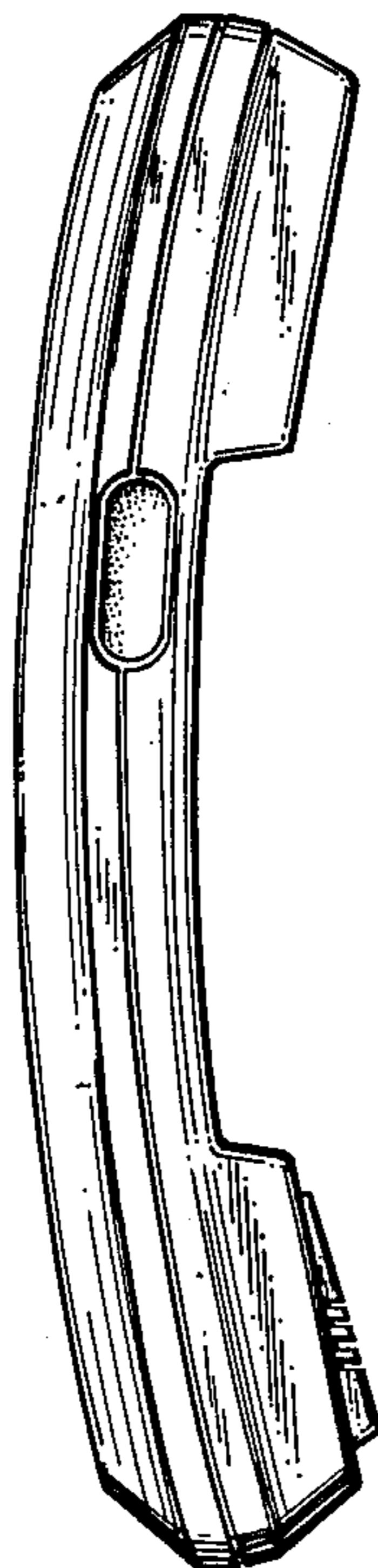


FIG. 1




FIG. 2

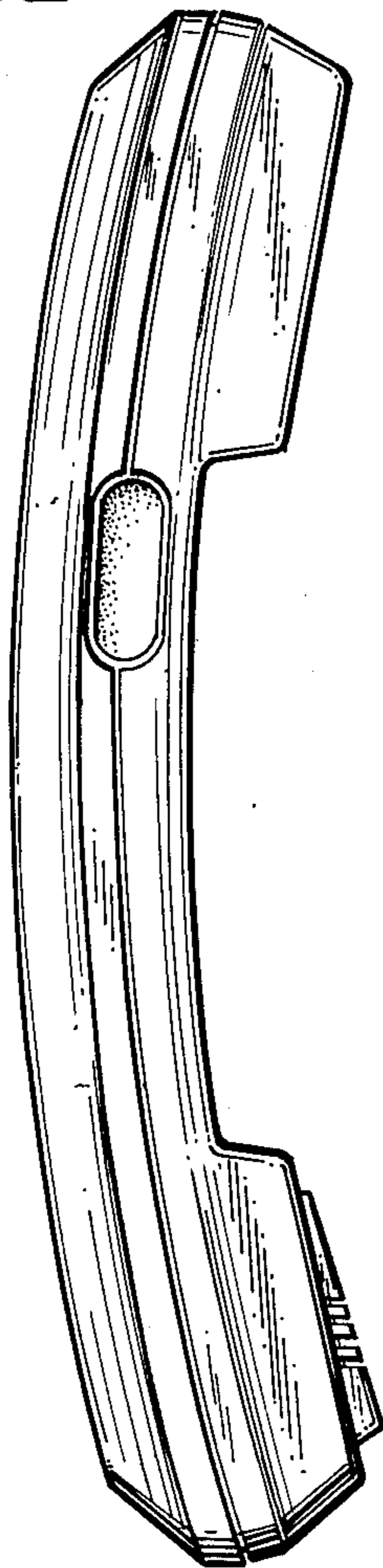


FIG. 3




FIG. 4




FIG. 5

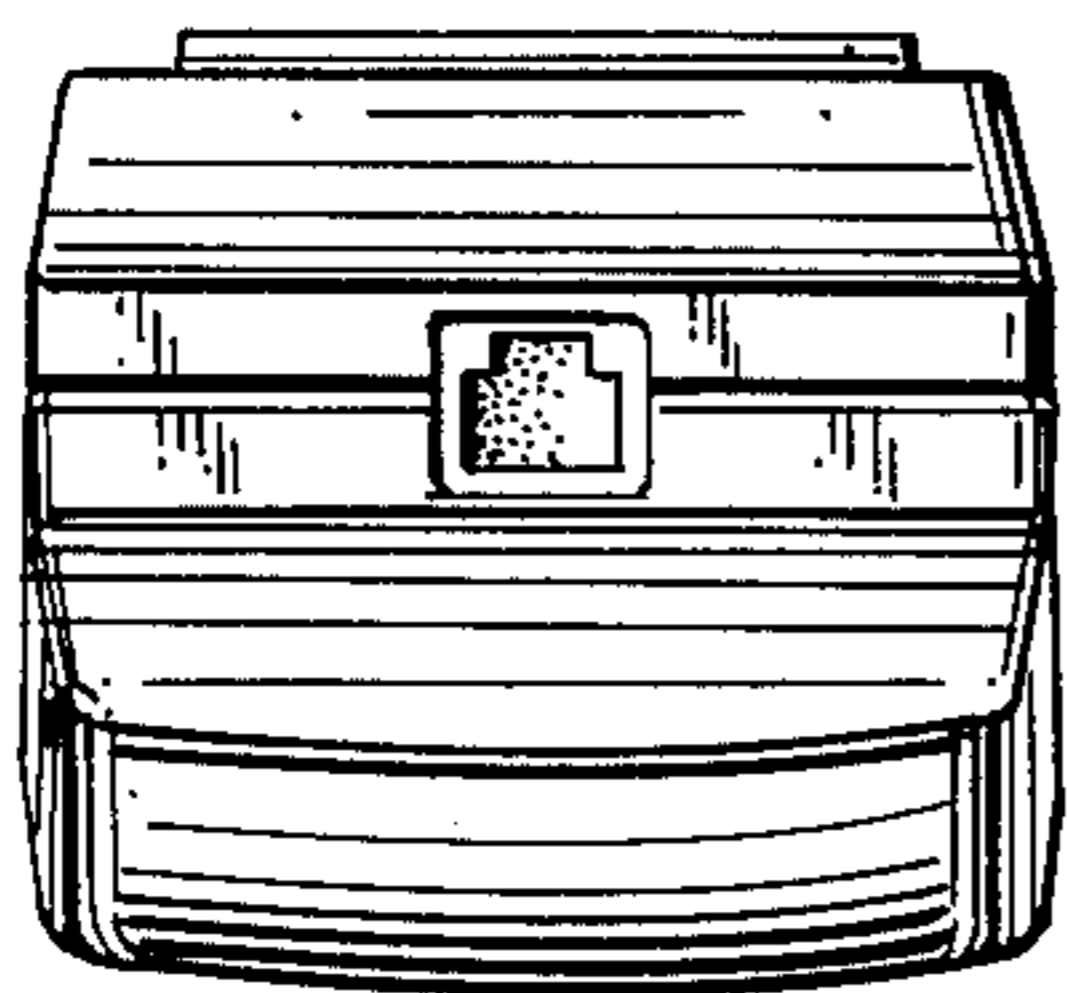



FIG. 6




FIG. 7