

[54] PORTABLE HANDSET TELEPHONE OR SIMILAR ARTICLE

[75] Inventors: Shinichi Fujita; Tsuyoshi Nakamachi, both of Kamakura; Atusi Musya, Amagasaki, all of Japan

[73] Assignee: Mitsubishi Denki Kabushiki Kaisha, Tokyo, Japan

[**] Term: 14 Years

[21] Appl. No.: 61,993

[22] Filed: Jun. 15, 1987

[30] Foreign Application Priority Data

Dec. 16, 1986 [JP] Japan 61-49975
[52] U.S. Cl. D14/64; D14/68; D14/53
[58] Field of Search D14/52, 53, 63, 64, D14/56, 68; 379/433, 434, 436, 440, 419, 428, 58, 59, 60, 61; 455/89, 90

[56] References Cited

U.S. PATENT DOCUMENTS

Table with 4 columns: Patent No., Date, Inventor, and Classification. Includes entries for Takahashi et al., Sasaki, Martensson et al., Scheid et al., George, Iwase, and Schaefer et al.

FOREIGN PATENT DOCUMENTS

0187474 7/1986 European Pat. Off. 379/61

OTHER PUBLICATIONS

Gulf Oil Corp. Flyer; Showing AT&T Model XC Cordless Telephone, 2 sided.
Potamkin Communication Ad. N.Y. Times 9/17/83 at p. D35; showing in Center Portable Cellular Phone.
NY Times; ad by Motorola, 10/30/84, Showing 8000X Portable Phone.
New Technology, Issue Jul. 1981; Showing Freedom Phone Cordless and Radio Shack Radio Telephone.
Dyna T.A.C. 8000S, ©1984 Motorola, Inc., Cellular Convertible Telephone.



Primary Examiner—Horace B. Fay
Attorney, Agent, or Firm—Neuman, Williams, Anderson & Olson

[57] CLAIM

The ornamental design for a portable handset telephone or similar article, as shown and described.

DESCRIPTION

FIG. 1 is a front, top, and right side perspective view of a portable handset telephone or similar article showing our new design;
FIG. 2 is a front elevational view thereof;
FIG. 3 is a right side elevational view thereof;
FIG. 4 is a rear elevational view thereof;
FIG. 5 is a left side elevational view thereof;
FIGS. 6 and 7 are respectively top and bottom plan views thereof; and,
FIG. 8 is a cross-sectional view taken along line 8—8 of FIG. 2.






FIG. 1




FIG. 2

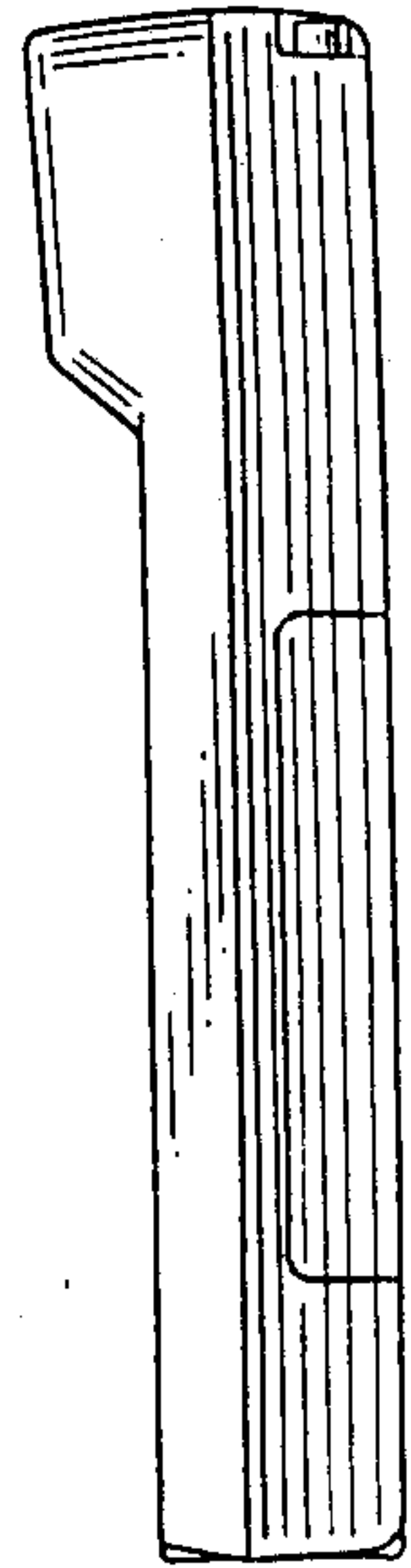


FIG. 3




FIG. 4

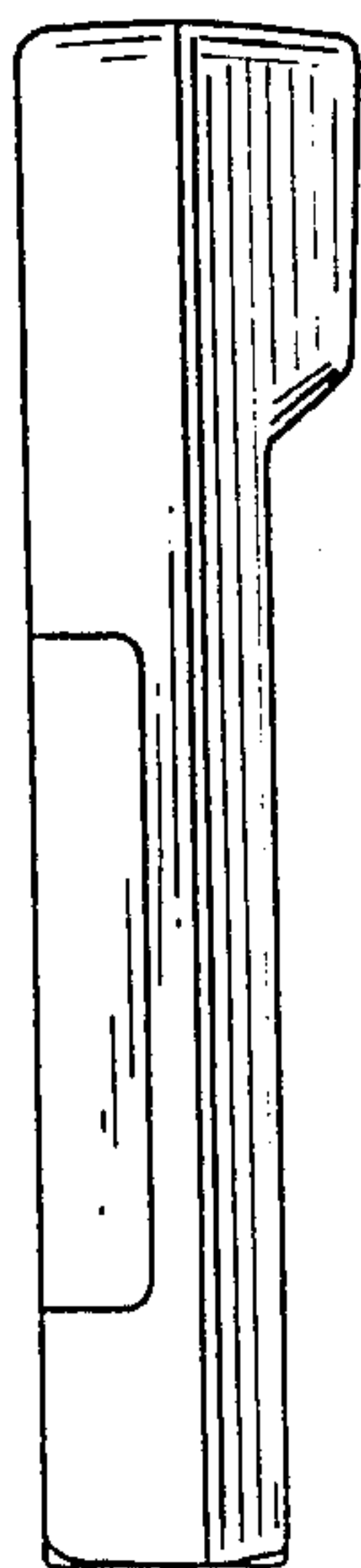


FIG. 5




FIG. 6




FIG. 7

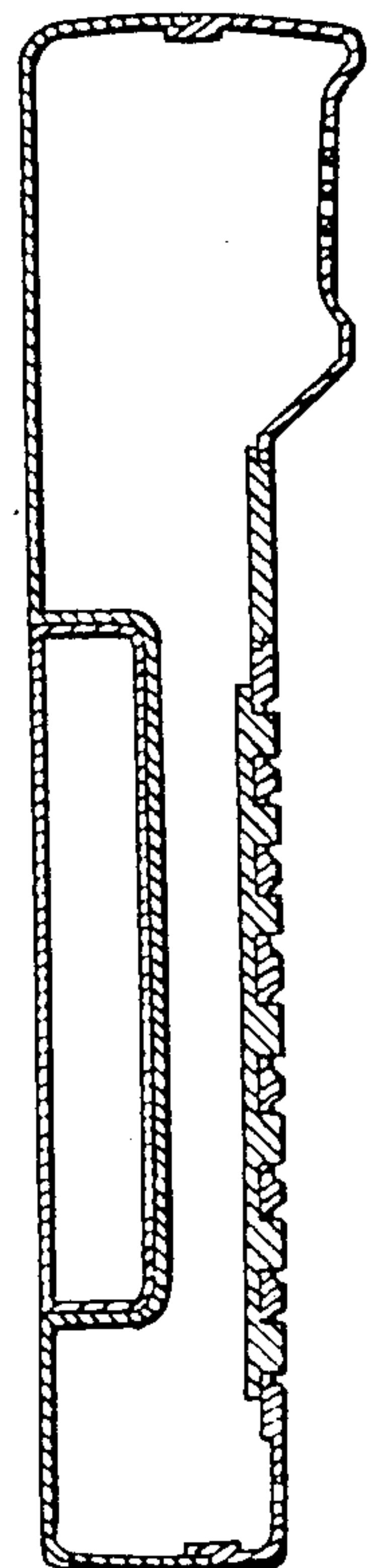


FIG. 8