

[54] PARKING SPACE MARKER FOR HOLDING KEYS

[76] Inventor: Mary K. Chan, 12322 Dorothy St., Los Angeles, Calif. 90049

[**] Term: 14 Years

[21] Appl. No.: 805,237

[22] Filed: Nov. 15, 1985

[52] U.S. Cl. D10/109; D3/62; D10/46.1; D10/97

[58] Field of Search D3/61, 62, 63, 64, 65; 70/456 R, 456 B, 457, 458, 459, 460; 24/3 K; 40/2 A, 114, 333; D10/46, 46.1, 109, 97

[56] References Cited

U.S. PATENT DOCUMENTS

D. 235,743	7/1975	Izenzon	D10/46.1
D. 256,100	7/1980	Baril	D10/97
D. 257,572	12/1980	Wefler	D3/62 X
2,537,598	1/1951	Mason	70/457 X
2,596,374	5/1952	Crapster	40/2 A X
2,976,630	3/1961	Montfort	D3/62 X

3,829,994 8/1974 Dillon 40/2 A

FOREIGN PATENT DOCUMENTS

557829	5/1958	Canada	70/456 R
1207561	12/1965	Fed. Rep. of Germany	70/457
1477773	3/1967	France	70/459

Primary Examiner—Carmen H. Vales
Attorney, Agent, or Firm—Poms, Smith, Lande & Rose

[57] CLAIM

The ornamental design for a parking space marker for holding keys, as shown and described.

DESCRIPTION

FIG. 1 is a top plan view of a parking space marker for holding keys showing my new design; FIG. 2 is a front elevational view thereof; FIG. 3 is a right end elevational view thereof; FIG. 4 is a left end elevational view thereof; FIG. 5 is a rear elevational view thereof; and FIG. 6 is a bottom plan view thereof. The broken line showing of a key ring and metal loop in FIGS. 1 and 2 is for illustrative purposes only.

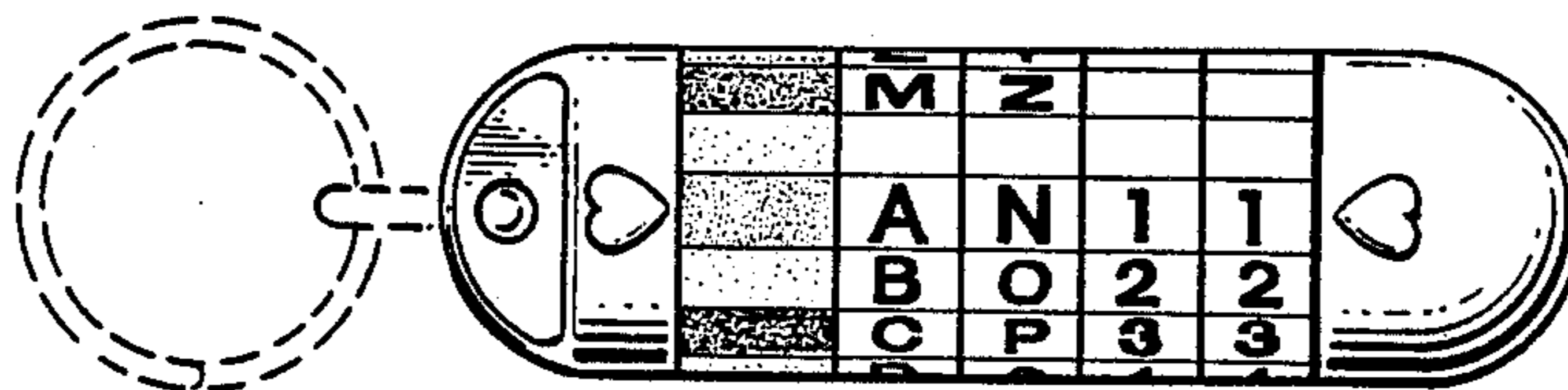


Fig. 1.




Fig. 2.

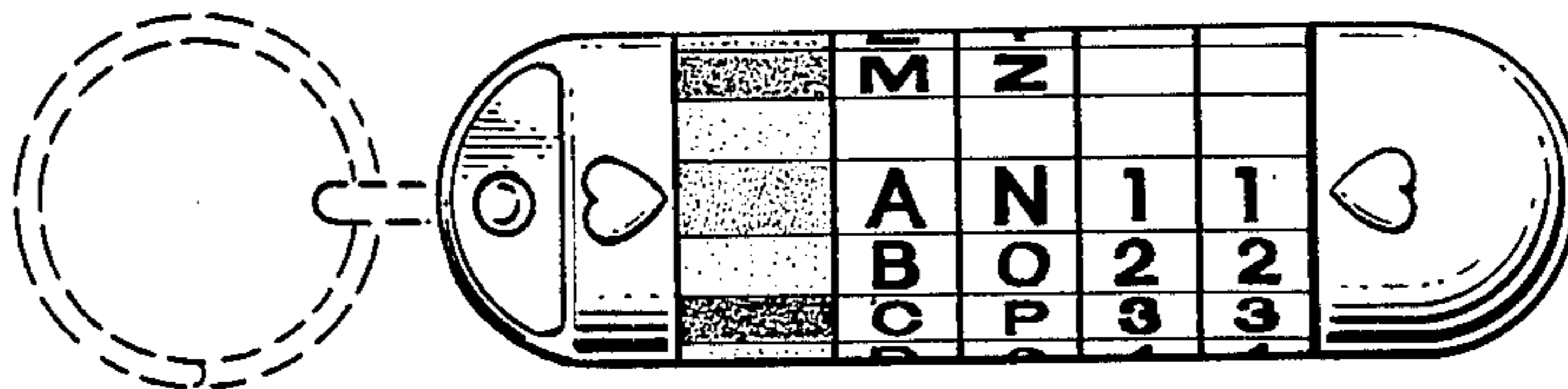


Fig. 3.

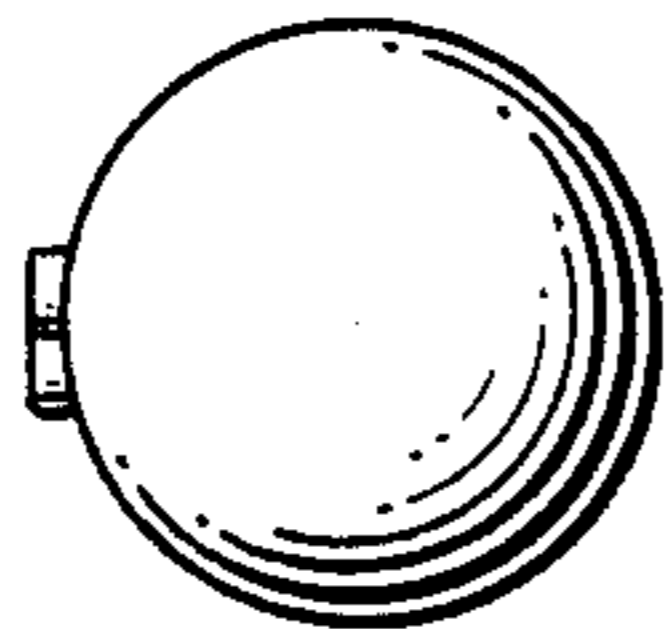


Fig. 5.




Fig. 4.

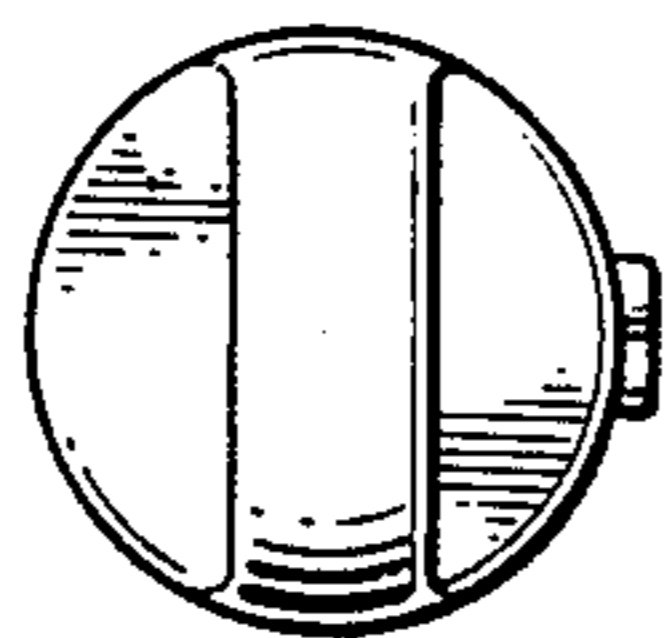


Fig. 6.

