

[54] **FLEXIBLE CLASP FOR FUEL NOZZLE TRIGGER OR SIMILAR ARTICLE**
 [76] **Inventor: Jay Stafford, 547 Gadd Rd., Hixson, Tenn. 37343**
 [**] **Term: 14 Years**
 [21] **Appl. No.: 87,744**
 [22] **Filed: Aug. 21, 1987**
 [52] **U.S. Cl. D8/354; D8/349; D8/383; 141/392; 74/526; 251/90**
 [58] **Field of Search D8/354, 356, 349, 382, D8/383, 394, 395; D13/13; 74/526; 141/392; 251/90; 24/16; D9/446**

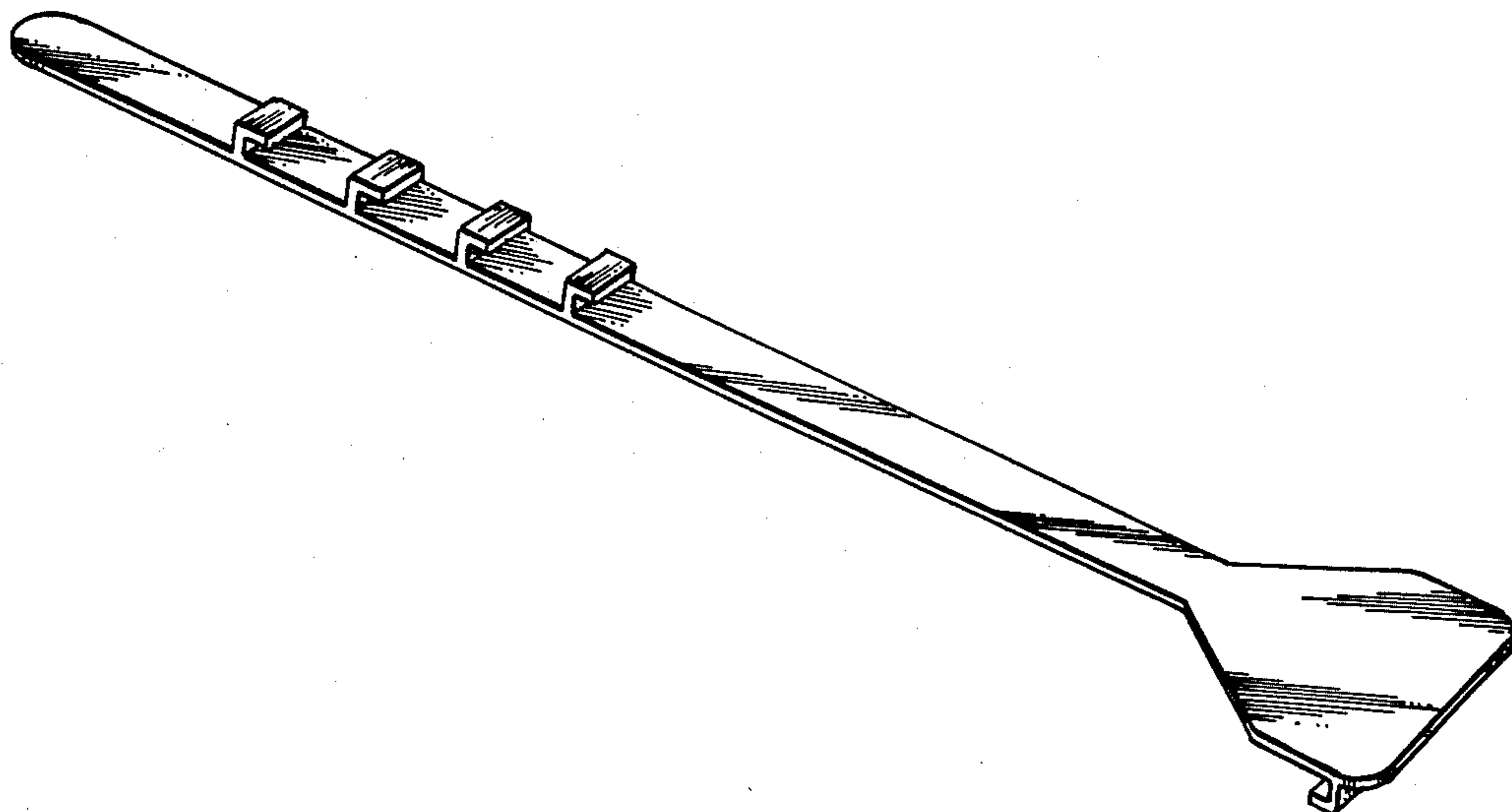
[56] **References Cited**
U.S. PATENT DOCUMENTS
 D. 35,517 12/1901 McMillan D8/349
 D. 214,123 5/1969 Merser D8/382 X
 D. 228,887 10/1973 Gedell D9/446 X
 D. 248,367 7/1978 Hoff D8/383 X
 D. 255,773 7/1980 Raske D8/349
 D. 266,905 11/1982 Wallis D32/40
 D. 269,944 8/1983 Young D32/46 X
 D. 274,599 7/1984 Jensen D8/349

D. 295,521 5/1988 Mockett D8/395 X
 D. 888,170 2/1987 Foster D8/349 X
 3,054,585 9/1962 Roberts et al. D8/383 X
 3,197,830 5/1965 Hoadley D8/383 X
 3,257,694 6/1966 Litwin 24/16
 3,363,293 1/1968 Nemrod et al. D8/395 X
 4,175,595 11/1979 Noe 74/526 X
 4,278,116 7/1981 Opp 141/392
 4,337,917 7/1982 Tesack et al. 251/90
 4,561,153 12/1985 Matsui D13/13 X
 4,683,923 8/1987 Harris 141/392
 4,690,182 9/1987 Knaus D8/354 UX

Primary Examiner—Horace B. Fay
Attorney, Agent, or Firm—Alan Ruderman

[57] **CLAIM**
 The ornamental design for flexible clasp for fuel nozzle trigger or similar article, as shown and described.

DESCRIPTION
 FIG. 1 is a front, left side and top perspective view of flexible clasp for fuel nozzle trigger or similar article; FIG. 2 is bottom plan view thereof; FIG. 3 is a right side elevational view thereof, the side opposite being a mirror image; and FIGS. 4 and 5 are front and rear elevational views thereof.



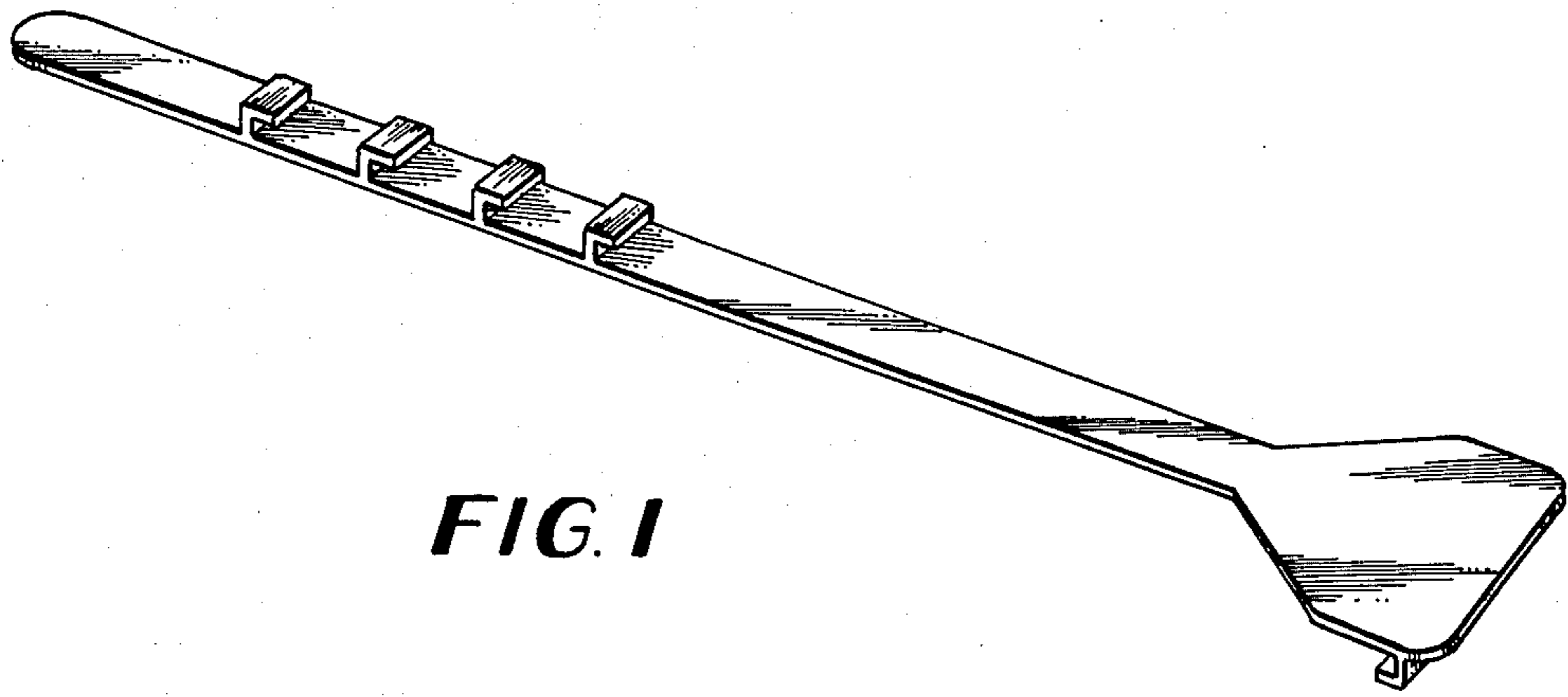


FIG. 1

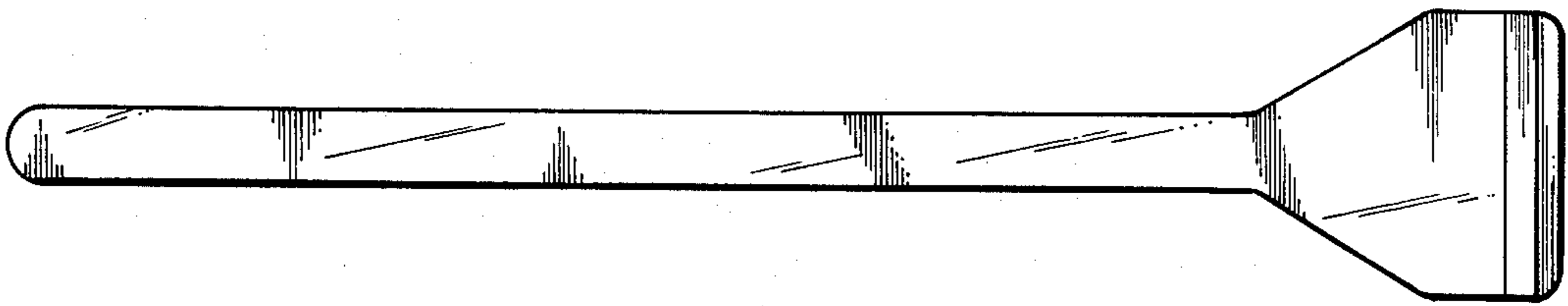


FIG. 2



FIG. 3



FIG. 4



FIG. 5