

[54] COMPACT OVEN

[75] Inventors: Rolf Feil, Günzburg-Reisenburg; Roland Vetter, Giengen, both of Fed. Rep. of Germany

[73] Assignee: Bosch-Siemens Hausgeräte GmbH, Stuttgart, Fed. Rep. of Germany

[*] Notice: The portion of the term of this patent subsequent to Aug. 22, 2002 has been disclaimed.

[**] Term: 14 Years

[21] Appl. No.: 604,827

[22] Filed: Apr. 27, 1984

[30] Foreign Application Priority Data

Oct. 31, 1983 [DE] Fed. Rep. of Germany MR 5688

[52] U.S. Cl. D7/351

[58] Field of Search D7/338-339, D7/347-351, 406; 219/10.55 R, 10.55 A, 10.55 B, 10.55 C, 10.55 D, 10.55 E, 10.55 F, 10.55 M

[56] References Cited

U.S. PATENT DOCUMENTS

D. 228,056	8/1973	Koshiro et al.	D7/351
D. 235,609	7/1975	Kawata et al.	D7/351
D. 273,747	5/1984	Haruguchi et al.	D7/351
D. 276,122	10/1984	Tanaka et al.	D7/351
D. 277,542	2/1985	Nanbu et al.	D7/351
4,399,352	8/1983	Ueda	219/10.55 D
4,406,945	9/1983	Ueda et al.	D19/10.55 B

Primary Examiner—James M. Gandy
Assistant Examiner—Ruth E. Takemoto
Attorney, Agent, or Firm—Herbert L. Lerner; Laurence A. Greenberg

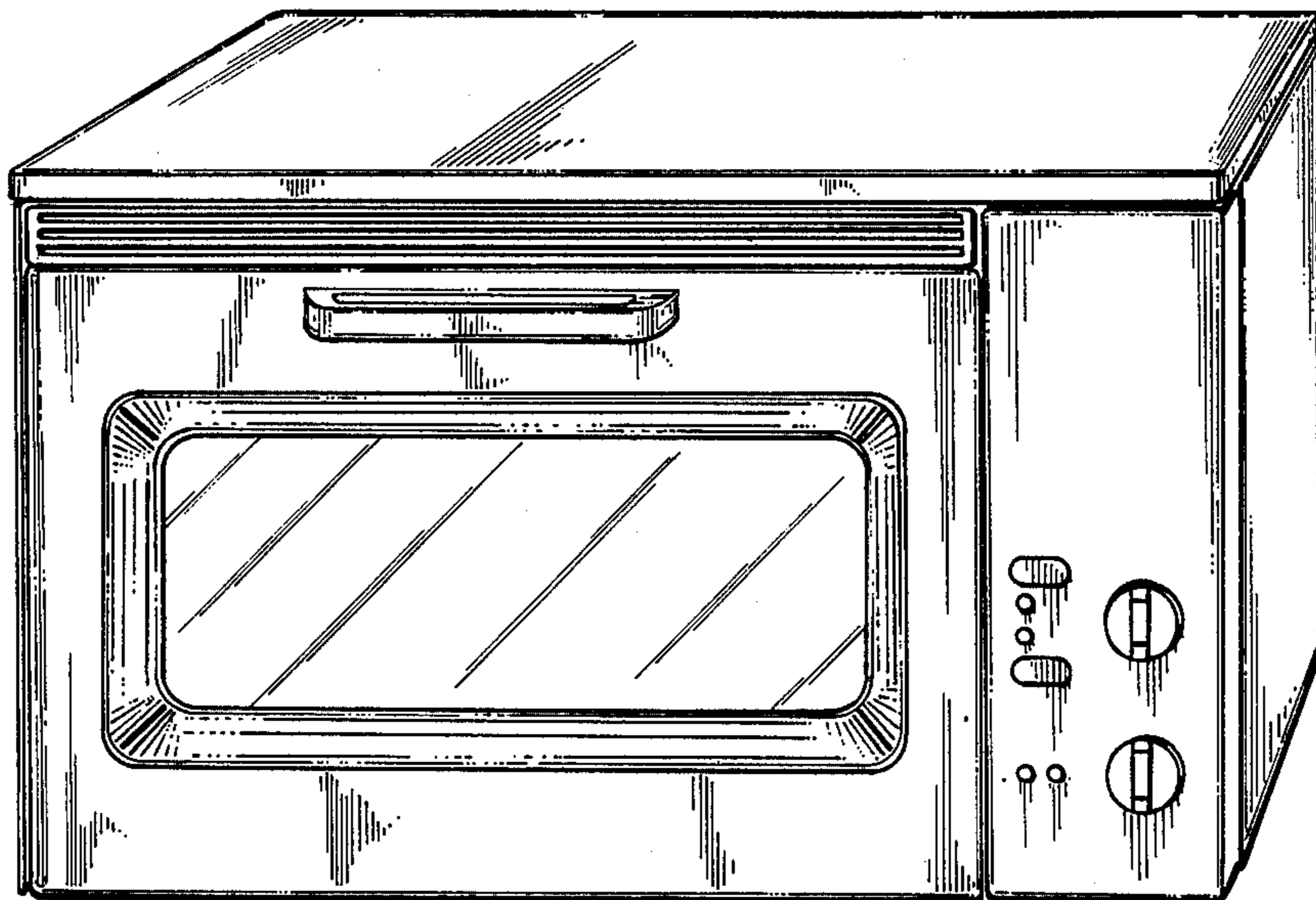
[57] CLAIM

The ornamental design for a compact oven, as shown and described.

DESCRIPTION

FIG. 1 is a front, top and right side perspective view of a compact oven showing our new design; and FIG. 2 is a front, top and left side perspective view thereof.

The bottom and rear views of the compact oven are flat and unornamented.



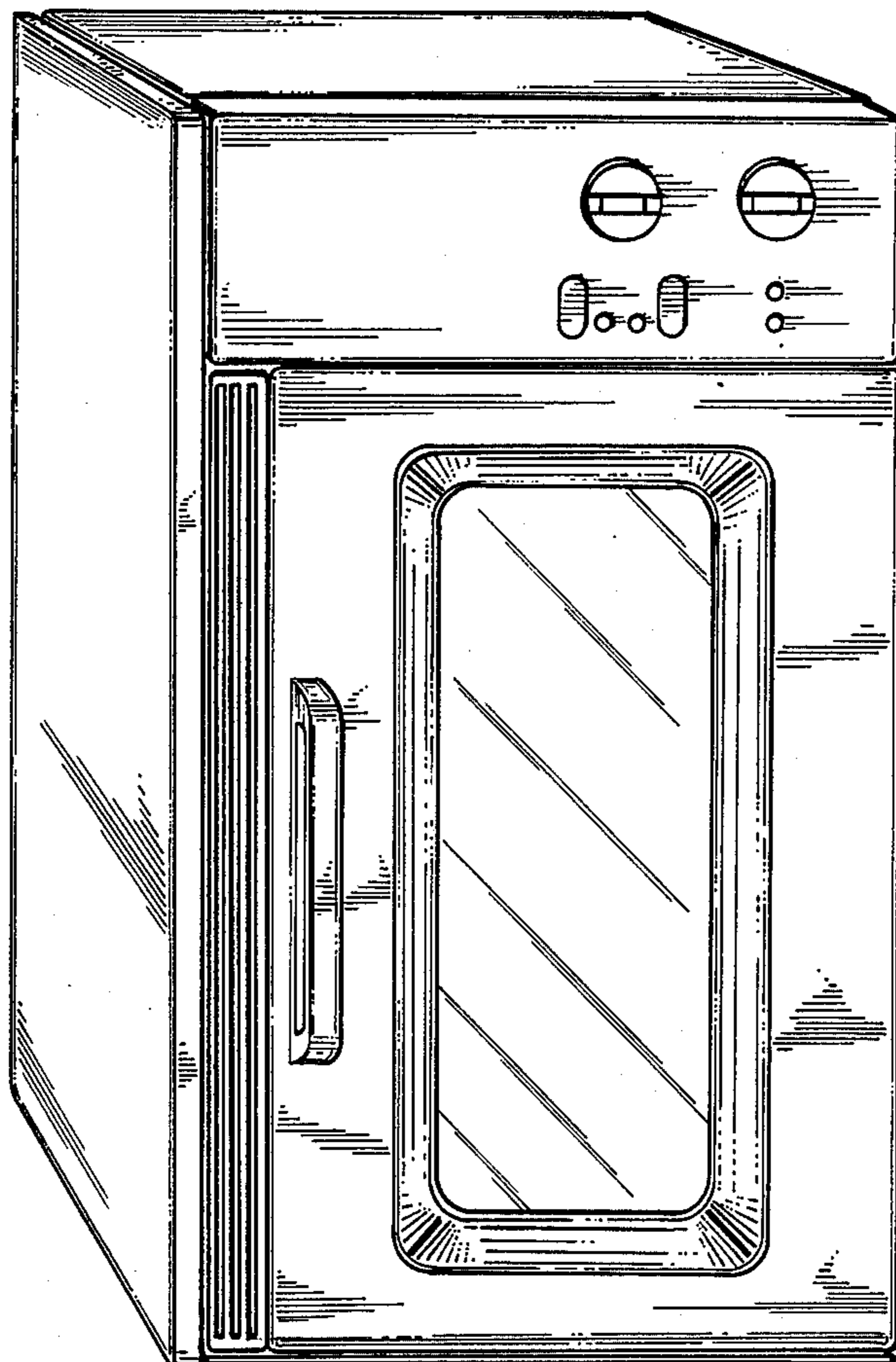


FIG. 1

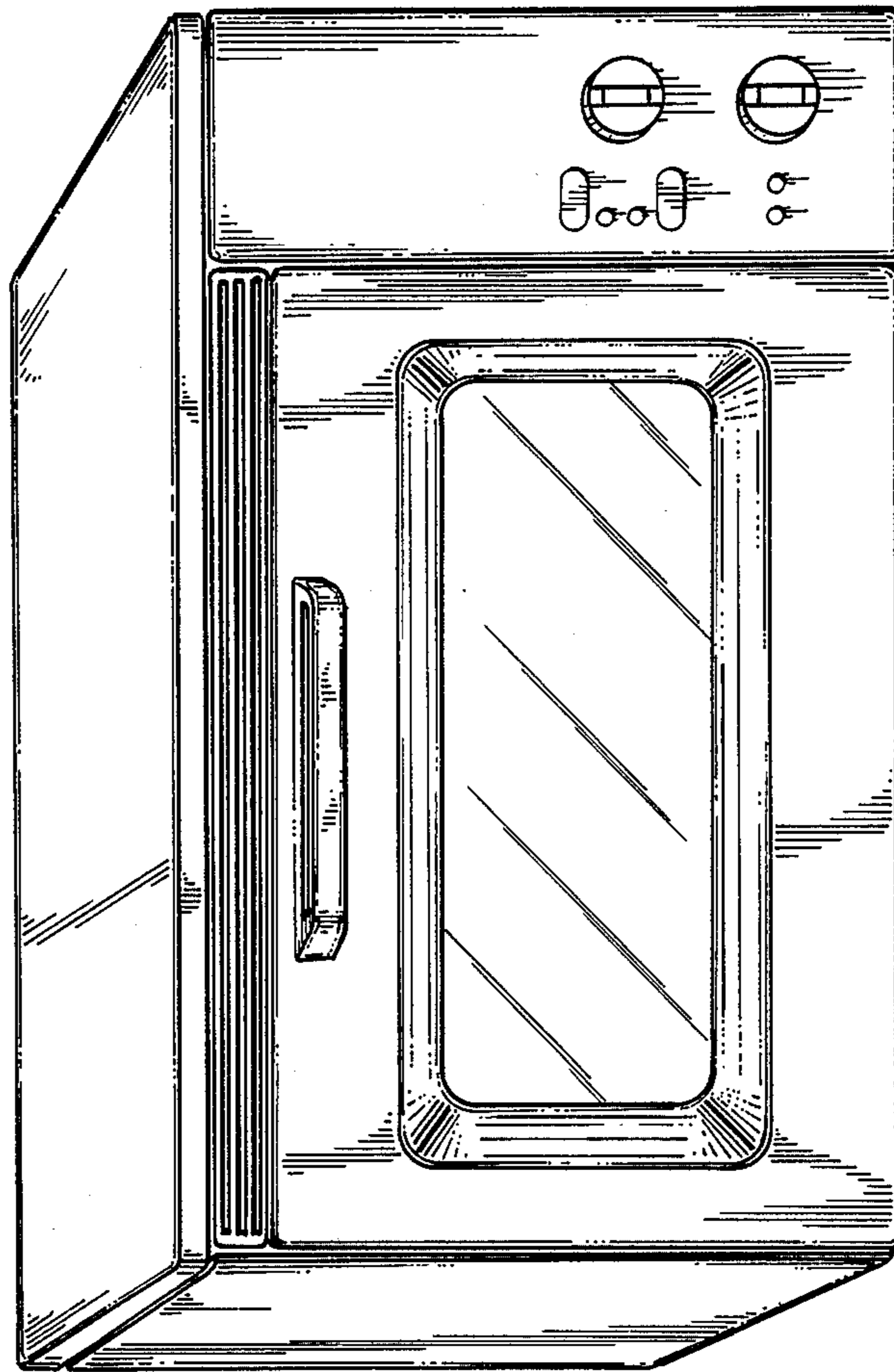


FIG. 2