

[54] KEY RING LIGHTER HOLSTER

[76] Inventor: George R. Thomas, 1510 S. Quincy St., Topeka, Kans. 66612

[\*\*] Term: 14 Years

[21] Appl. No.: 809,336

[22] Filed: Dec. 16, 1985

[52] U.S. Cl. .... D3/106; D3/62

[58] Field of Search ..... D27/36-42, D27/51; D3/61-65; 206/85-95, 37.1; 70/456 R; 224/163, 191, 269

[56] References Cited

U.S. PATENT DOCUMENTS

- D. 46,411 9/1914 Nagoski ..... D3/62 X
- D. 186,092 9/1959 Schwartz ..... D3/62
- D. 201,016 5/1965 Holland ..... D3/62
- D. 245,740 9/1977 Richter ..... D27/51

- D. 246,912 1/1978 Adelhardt ..... D27/51
- D. 267,590 1/1983 Varma ..... D27/51
- D. 283,734 5/1986 Parren ..... D27/51

Primary Examiner—Catherine E. Kemper  
Attorney, Agent, or Firm—Brown, Martin Haller & Meador

[57] CLAIM

The ornamental design for a key ring lighter holster, substantially as shown.

DESCRIPTION

FIG. 1 is a perspective view of a key ring lighter holster, showing my new design;  
FIG. 2 is a front elevational view thereof;  
FIG. 3 is a right side elevational view thereof;  
FIG. 4 is a left side elevational view thereof;  
FIG. 5 is a rear elevational view thereof;  
FIG. 6 is a top plan view thereof; and  
FIG. 7 is a bottom plan view thereof.




FIG. 1

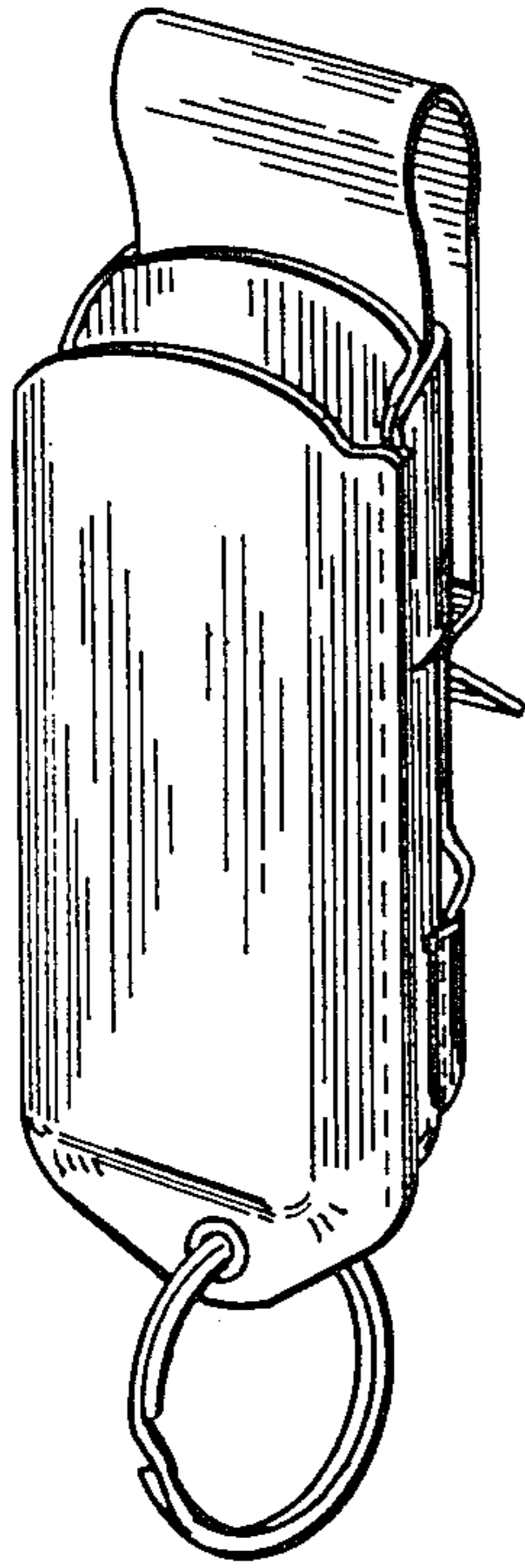


FIG. 2

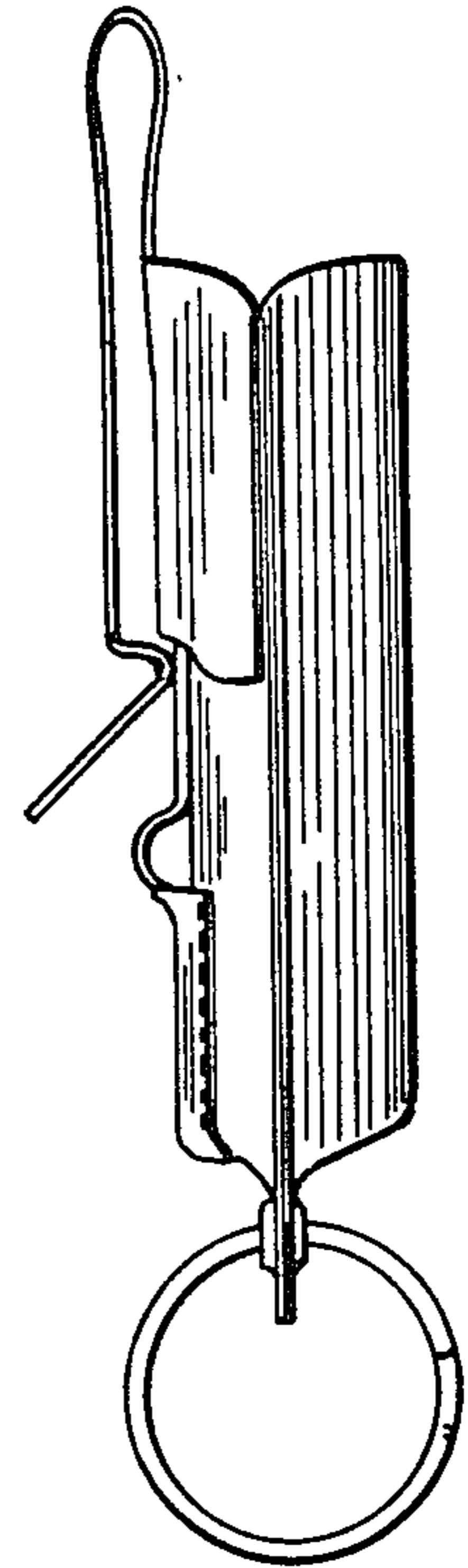



FIG. 3

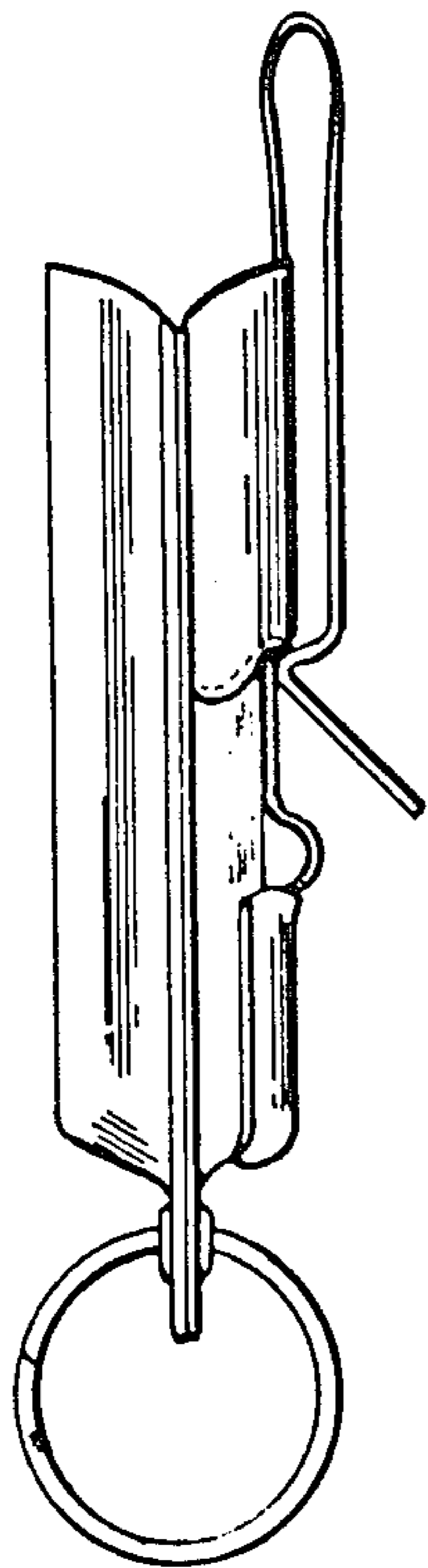


FIG. 4

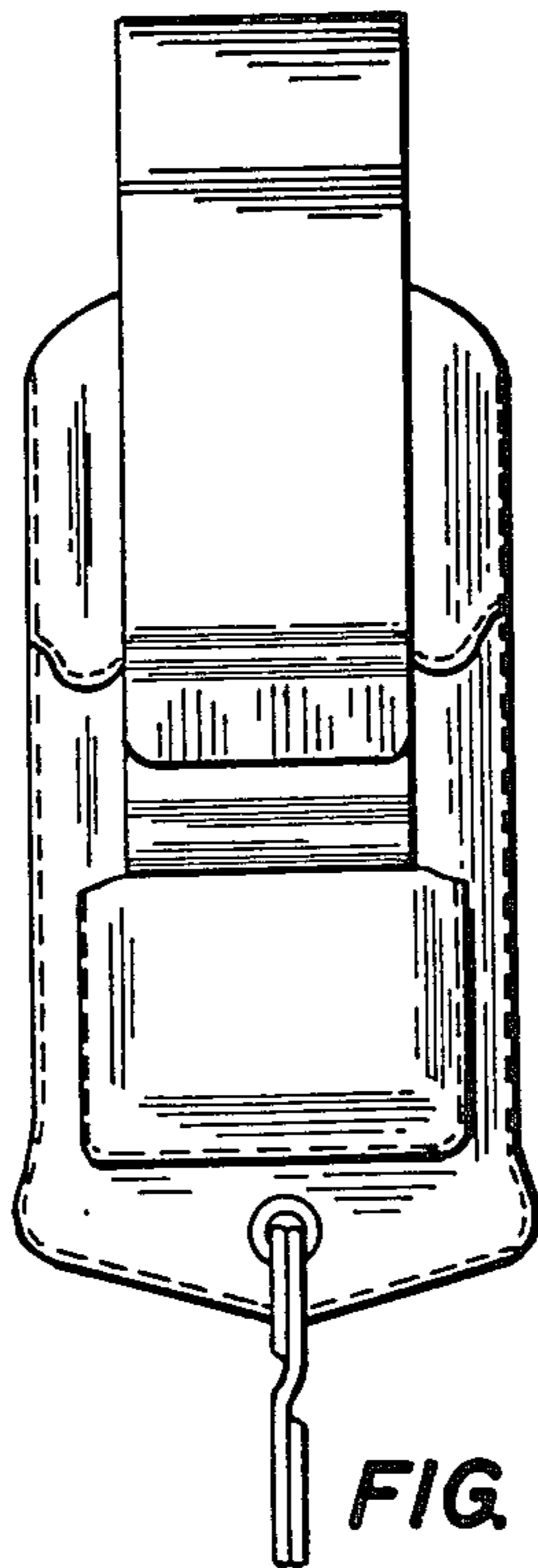


FIG. 5




FIG. 6




FIG. 7