

[54] TOOL FOR MANIPULATING AND APPLYING CABLE MARKERS OR THE LIKE

[75] Inventor: Roland Persson, Sölvesborg, Sweden

[73] Assignee: Firma Origo, Sweden

[\*\*] Term: 14 Years

[21] Appl. No.: 769,161

[22] Filed: Aug. 23, 1985

[30] Foreign Application Priority Data

Feb. 25, 1985 [SE] Sweden ..... 85-0455
[52] U.S. Cl. .... D8/14; D8/16
[58] Field of Search ..... D8/14, 16, 17-20; 29/270, 278, 280, 764

[56] References Cited

U.S. PATENT DOCUMENTS

D. 264,300 5/1982 Imm ..... D8/17
651,267 6/1900 Pickett ..... 29/278
1,504,650 8/1924 Smith ..... 29/280
1,902,711 3/1933 Kulp et al. .... 29/278

3,852,864 12/1974 Kirk, Jr. .... 29/270
4,052,788 10/1977 Hastings et al. .... 29/278
4,184,245 1/1980 Mattingly, Jr. .... 29/278

Primary Examiner—Wallace R. Burke
Assistant Examiner—Clare E. Heflin
Attorney, Agent, or Firm—Ostrolenk, Faber, Gerb & Soffen

[57] CLAIM

The ornamental design for a tool for manipulating and applying cable markers or the like, as shown and described.

DESCRIPTION

FIG. 1 is a perspective view of tool for manipulating and applying cable markers or the like showing my new design;
FIG. 2 is a front elevational view thereof;
FIG. 3 is a top plan view thereof;
FIG. 4 is a bottom plan view thereof;
FIG. 5 is a left side elevational view thereof;
FIG. 6 is a cross-sectional view thereof, taken along the line 6—6 of FIG. 2;
FIG. 7 is a rear elevational view thereof.




FIG. 3.



FIG. 1.




FIG. 2.





FIG. 5.




FIG. 6. FIG. 7.

FIG. 4.