

[54] DOSE MEASURING MEDICINAL APPLICATOR

[75] Inventors: Sudhakar S. Wagle, Mequon, Wis.; George R. Felt, Chalfont, Pa.; Herbert W. Borleis, Brookfield, Wis.

[73] Assignee: Adria Laboratories, Dublin, Ohio

[**] Term: 14 Years

[21] Appl. No.: 886,992

[22] Filed: Jul. 18, 1986

[30] Foreign Application Priority Data

May 2, 1986 [CA] Canada 020586

[52] U.S. Cl. D24/63; D24/34

[58] Field of Search D24/63, 34, 49; 604/304, 306, 307, 896, 897; 128/156, 132 R, 132 D, 114, 155; D10/71, 58; 33/494; D7/50

[56] References Cited

U.S. PATENT DOCUMENTS

- 3,416,523 12/1968 Yeremian 128/156
- 4,297,995 11/1981 Golub 128/156
- 4,341,208 7/1982 Gordon 128/156
- 4,564,010 1/1986 Coughlan et al. 604/307 X

4,588,400 5/1986 Ring et al. 604/897 X

FOREIGN PATENT DOCUMENTS

- 55995 3/1986 Canada .
- 593944 10/1947 United Kingdom 33/494

OTHER PUBLICATIONS

Design catalog, ©Feb. 1984, Clever Feed Item, p. 65. Tupperware, ©1976, Jul., Item R30 Pastry Sheet, p. 31.

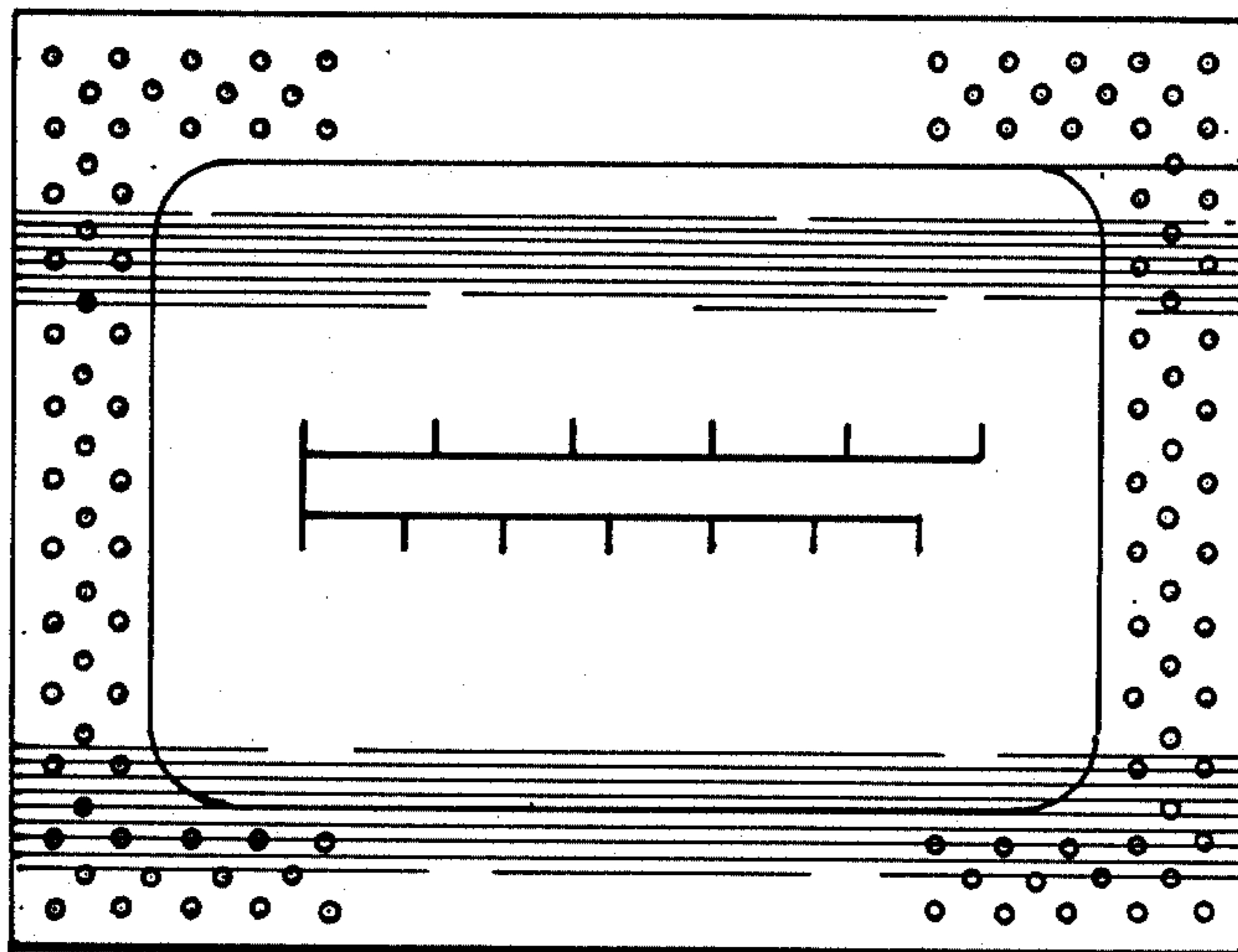
Primary Examiner—Wallace R. Burke
Assistant Examiner—Stella M. Reid
Attorney, Agent, or Firm—John C. Smith, Jr.

[57] CLAIM

The ornamental design for a dose measuring medicinal applicator, as shown.

DESCRIPTION

FIG. 1 is a front elevational view of a dose measuring medicinal applicator showing our new design. FIG. 2 is a rear elevational view of the dose measuring medicinal applicator shown in FIG. 1; and FIG. 3 is a perspective view of the dose measuring medicinal applicator shown in FIGS. 1 and 2 with the adhesive cover removed for convenience of illustration.



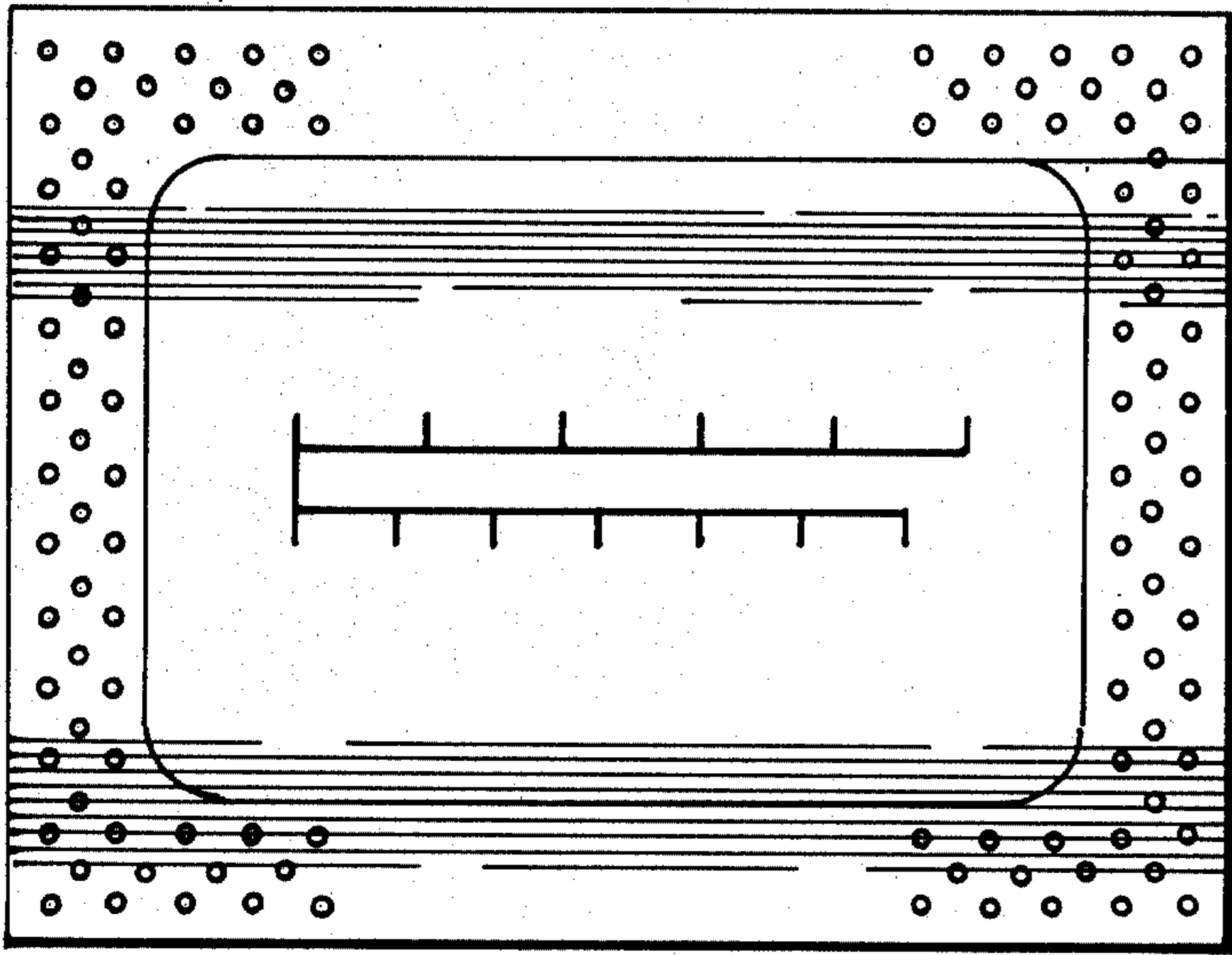


FIG. 1




FIG. 2

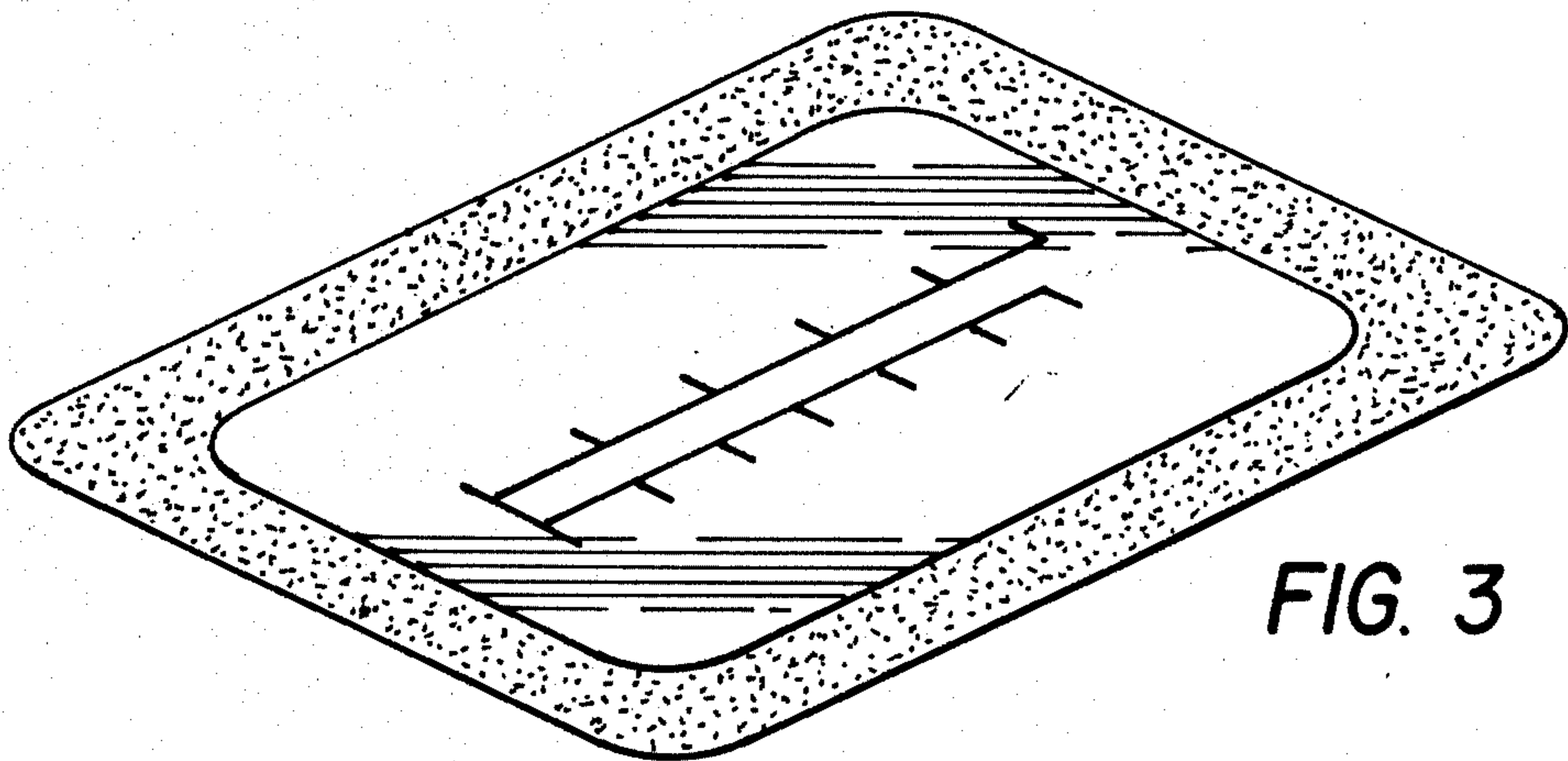


FIG. 3