

[54] HANDGRIP FOR A DENTAL INJECTION SYRINGE

[76] Inventor: Americo Colombo, Via Partigiani, 24, 22100 Como, Italy

[\*\*] Term: 14 Years

[21] Appl. No.: 779,213

[22] Filed: Sep. 23, 1985

[30] Foreign Application Priority Data

Feb. 28, 1985 [IT] Italy ..... 53050/85[U]

[52] U.S. Cl. .... D24/16

[58] Field of Search ..... D24/4-5, D24/10-16, 29-30, 23; 604/61, 227, 233; 128/303 R, DIG. 6, DIG. 26; 81/177.1, 177.3, 489, 487-488; 433/2, 89; D8/69, 71, 315; D7/319, 394, 70; 16/110 R, 110.5, 114 R; 220/85 H, 94 R

[56] References Cited

U.S. PATENT DOCUMENTS

- D. 209,533 12/1967 Cole et al. .... D7/70
D. 233,118 10/1974 Finn ..... D7/394 X

- D. 255,206 6/1980 Darnell ..... D7/319
2,639,502 5/1953 Wormelle, Jr. .... D7/394 X
2,939,605 6/1960 Bliss ..... 294/27.1 X
3,425,735 2/1969 Ratliff ..... D7/394 X
4,140,124 2/1979 Curutchet ..... 81/177.3 X
4,382,789 8/1983 Colombo et al. .... 433/89

FOREIGN PATENT DOCUMENTS

- 958822 5/1964 United Kingdom ..... D7/70 X

Primary Examiner—Wallace R. Burke
Assistant Examiner—Brian N. Vinson
Attorney, Agent, or Firm—Paul & Paul

[57] CLAIM

The ornamental design for a handgrip for a dental injection syringe, as shown.

DESCRIPTION

FIG. 1 is a right side elevational view of a handgrip for a dental injection syringe showing my new design; FIG. 2 is a left side elevational view thereof; FIG. 3 is a rear elevational view thereof; FIG. 4 is a front elevational view thereof; FIG. 5 is a top plan view thereof; FIG. 6 is a bottom plan view thereof; and FIG. 7 is a top right rear perspective view thereof.

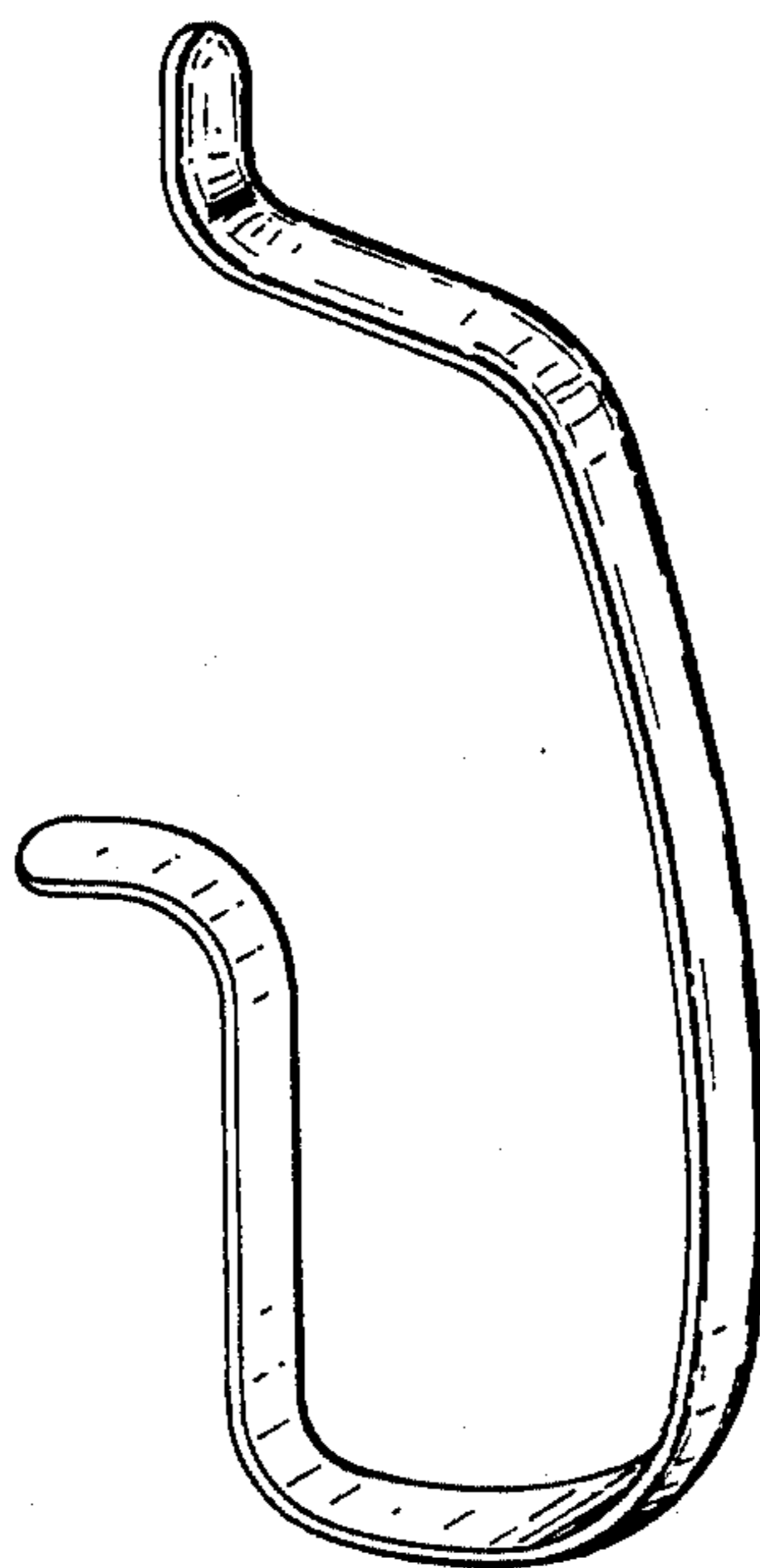


FIG. 1


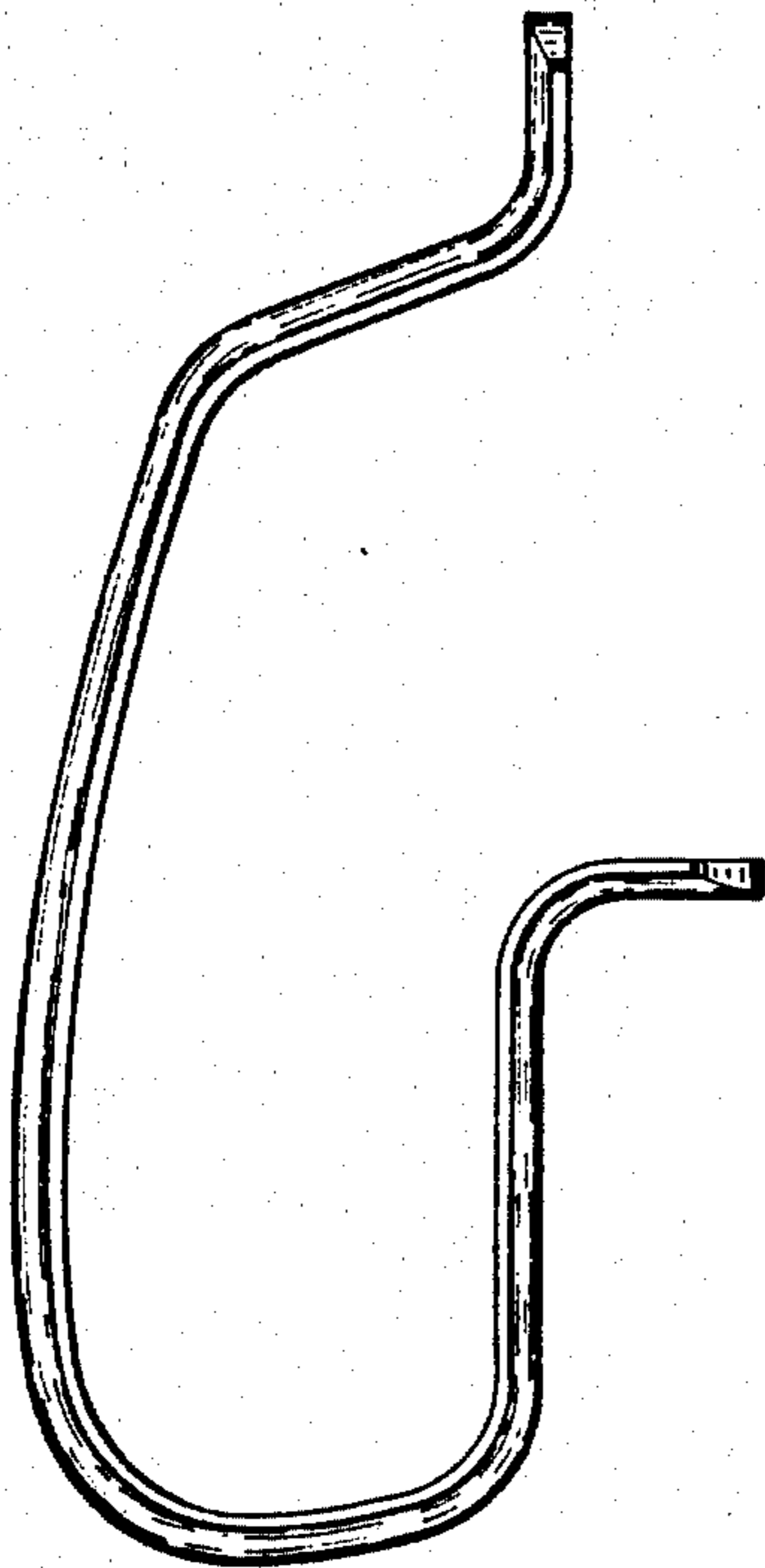


FIG. 2






FIG. 3



FIG. 4



FIG. 5



FIG. 6

FIG. 7

