

[54] **TENNIS PRACTICE STAND**

[76] **Inventor: Robert P. Chinchiolo, 3616 Appleton Ct., Stockton, Calif. 95209**

[**] **Term: 14 Years**

[21] **Appl. No.: 781,611**

[22] **Filed: Sep. 30, 1985**

[52] **U.S. Cl. D21/199; D21/62**

[58] **Field of Search D21/62, 199, 206; 273/26 E, 29 A**

[56] **References Cited**

U.S. PATENT DOCUMENTS

| | | | |
|-----------|---------|-----------------|----------|
| 2,017,720 | 10/1935 | Lake | 273/26 E |
| 2,219,732 | 10/1940 | Armstrong | 273/26 E |
| 2,606,025 | 8/1952 | Hornig | D21/62 |
| 3,166,317 | 1/1965 | Tumelson | 273/26 E |

Primary Examiner—Melvin B. Feifer
Attorney, Agent, or Firm—Lothrop & West

[57] **CLAIM**

The ornamental design for a tennis practice stand, as shown and described.

DESCRIPTION

FIG. 1 is a perspective view of a tennis practice stand, showing my new design;


FIG. 2 is a side elevational view, thereof;

FIG. 3 is a front elevational view, thereof;

FIG. 4 is a rear elevational view thereof;

FIG. 5 is a top plan view, thereof; and,

FIG. 6 is a side elevational view, as in FIG. 2, but showing the tennis ball suspension line in an alternative position, the broken line representation of the tennis ball being shown solely for illustrative purposes, and forming no part of the claimed design;



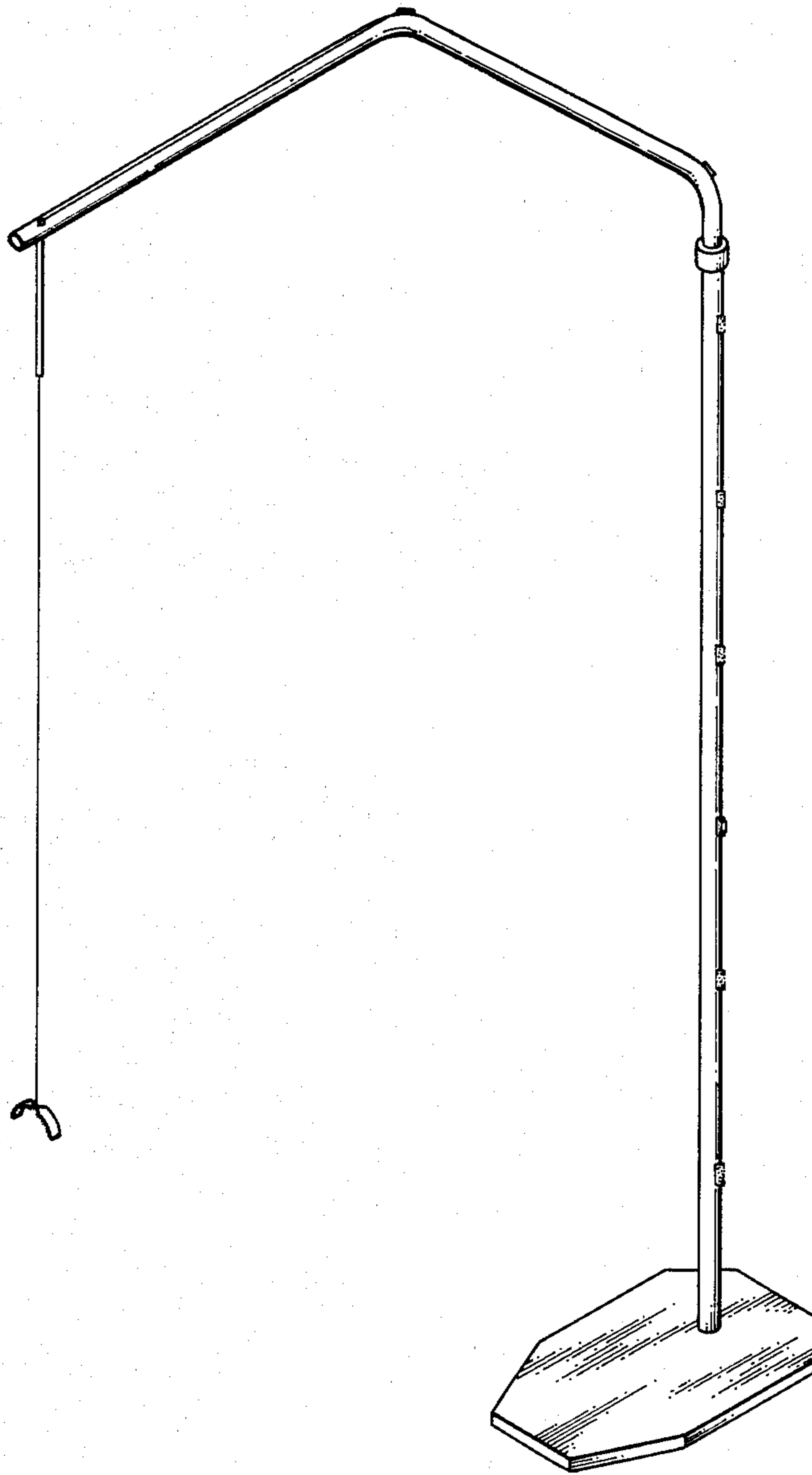


FIG. 1.

FIG. 5.


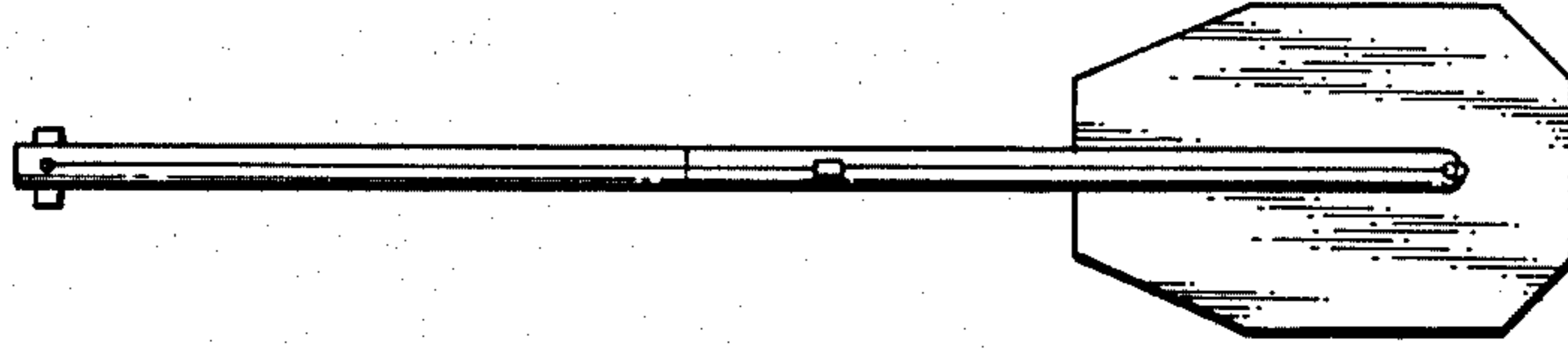


FIG. 3.

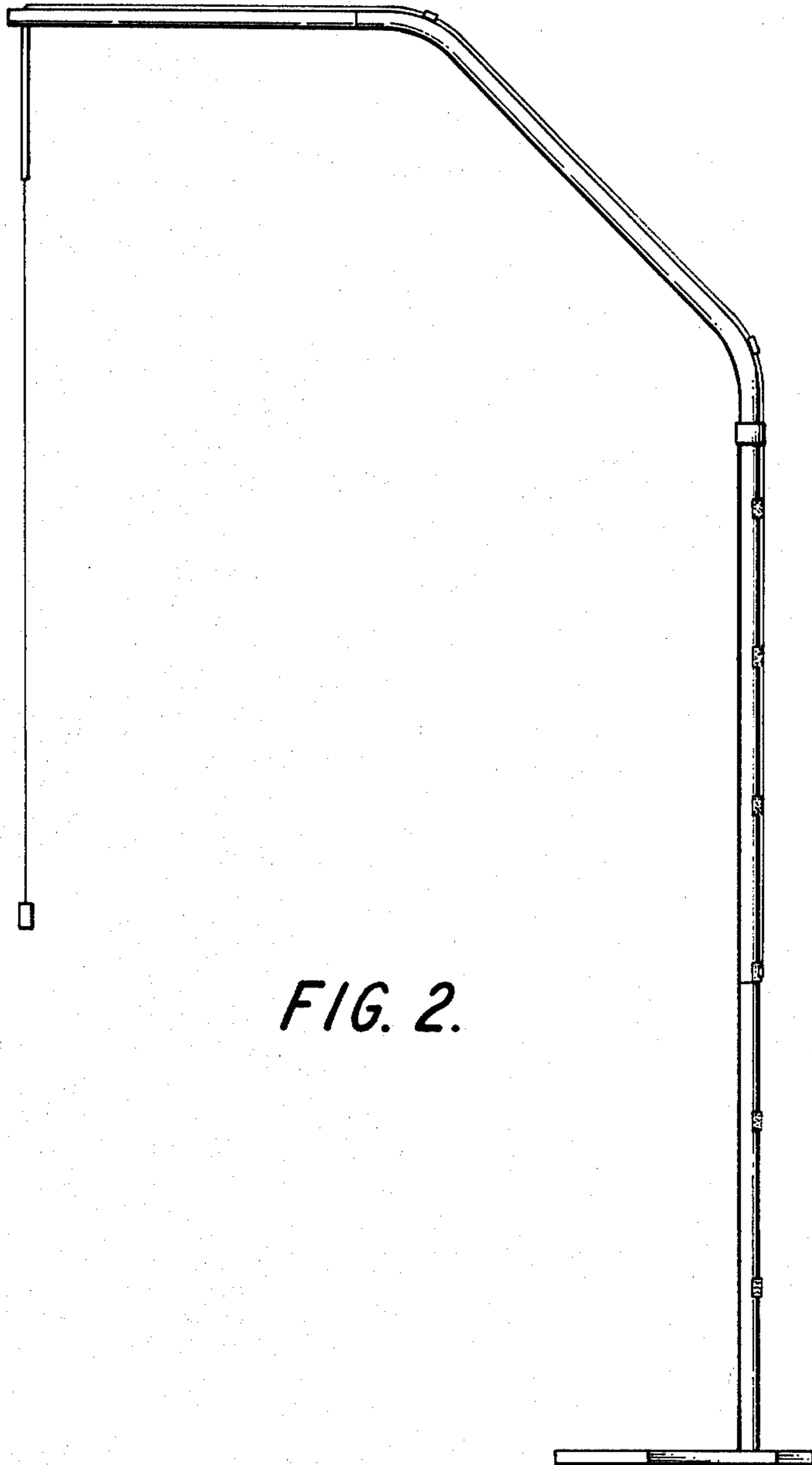


FIG. 2.

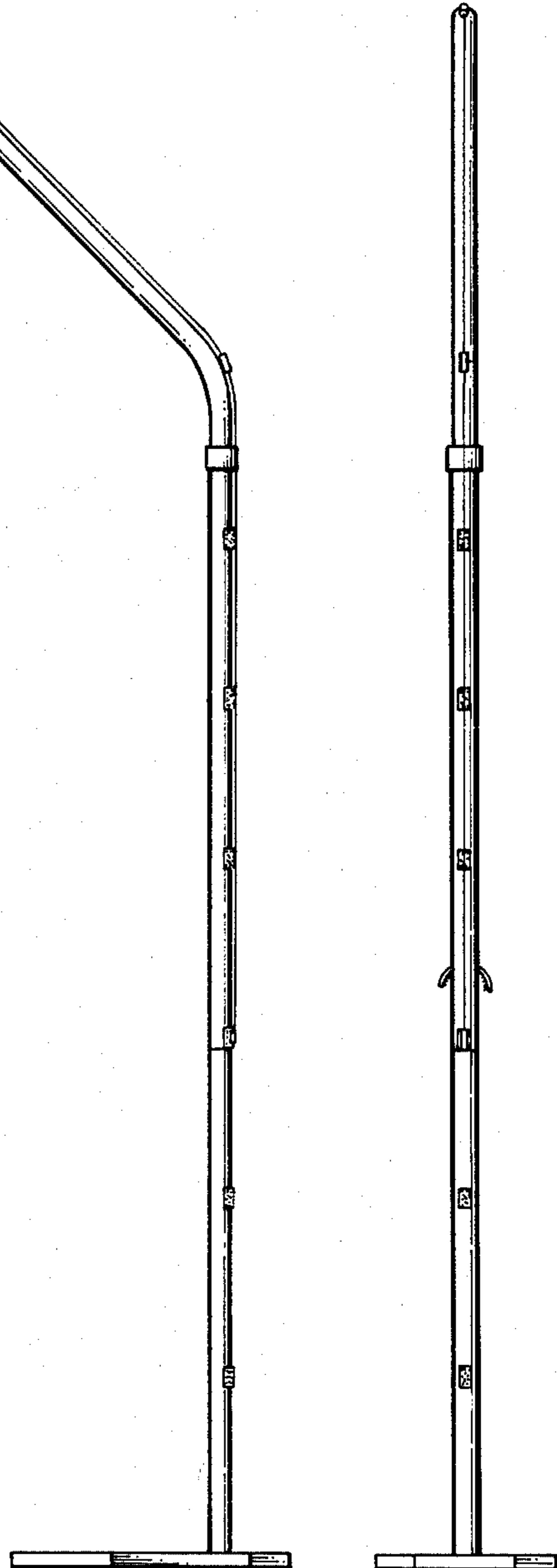


FIG. 4.

FIG. 6.

