

[54] ANKLE WEIGHT
 [76] Inventor: Edith Winston, 135 Hazelwood Dr.,
 Jericho, N.Y. 11753
 [**] Term: 14 Years
 [21] Appl. No.: 803,903
 [22] Filed: Nov. 6, 1985
 [52] U.S. Cl. D21/196; D2/314
 [58] Field of Search D11/200, 201; D2/314,
 D2/630; 2/DIG. 6; 128/DIG. 15; 36/132, 136;
 272/119, 96; D21/191, 196

3,427,020 2/1969 Montour 36/132 X
 3,924,851 12/1975 Winston 272/119 X

Primary Examiner—Louis S. Zarfes

[57] CLAIM

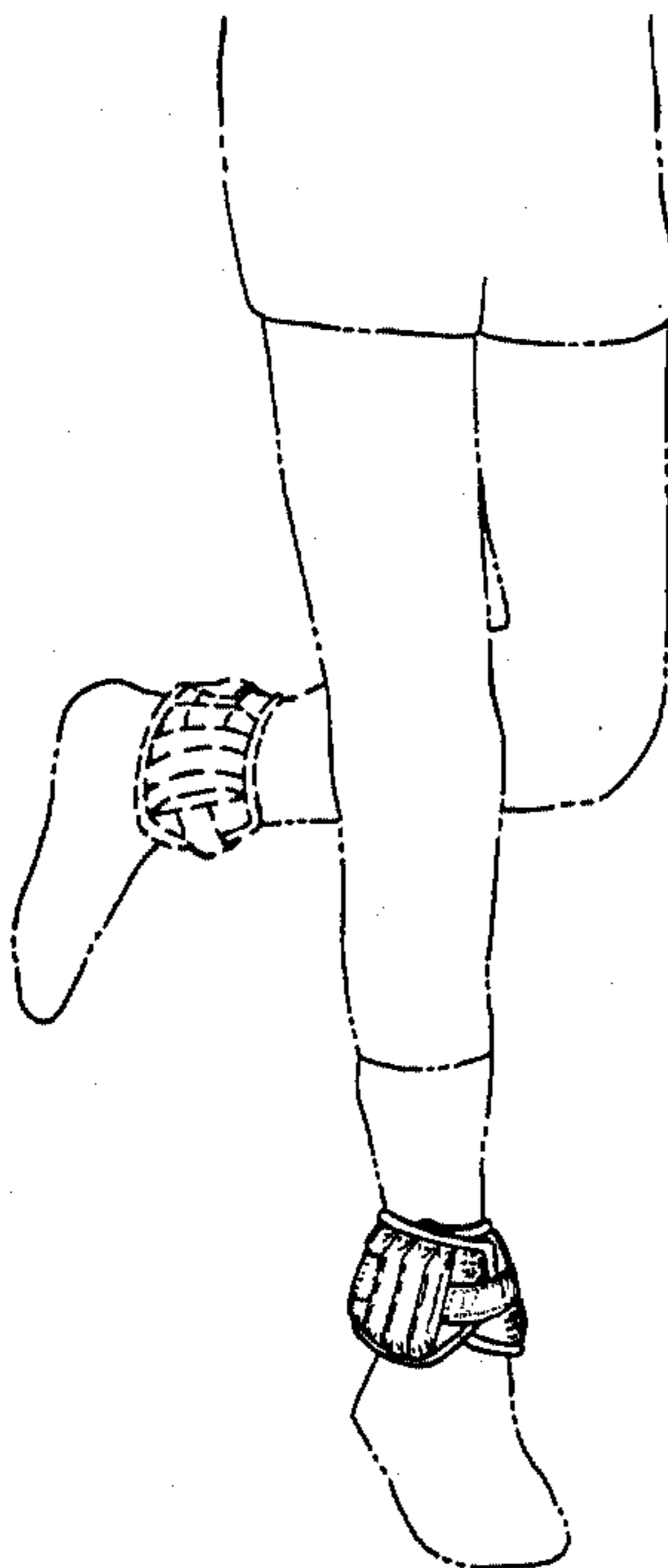
The ornamental design for an ankle weight, as shown and described.

DESCRIPTION

FIG. 1 is a perspective view of an ankle weight showing my new design in mounted position;
 FIG. 2 is a perspective view of the weight in open position on an enlarged scale;
 FIG. 3 is a top plan view of the weight in extended position;
 FIG. 4 is a front elevational view thereof;
 FIG. 5 is a bottom plan view;
 FIG. 6 is a rear elevational view;
 FIG. 7 is a left side elevational view; and
 FIG. 8 is a right side elevational view.
 The broken line showing of a wearer and a second ankle weight in FIG. 1 is for illustrative purposes only and forms no part of the claimed design.

[56] References Cited
 U.S. PATENT DOCUMENTS

D. 195,134	4/1963	Tarbox	D21/196
D. 200,415	2/1965	Tarbox	D21/196
D. 270,652	9/1983	Winston	D21/191 X
1,548,172	8/1925	Redden	D2/314 X
1,572,313	2/1926	Sarar	D2/314 X
2,241,833	5/1941	Waller	272/96 X
3,278,184	10/1966	Rosenbaum	272/119
3,334,898	8/1967	McCrary et al.	36/132 X



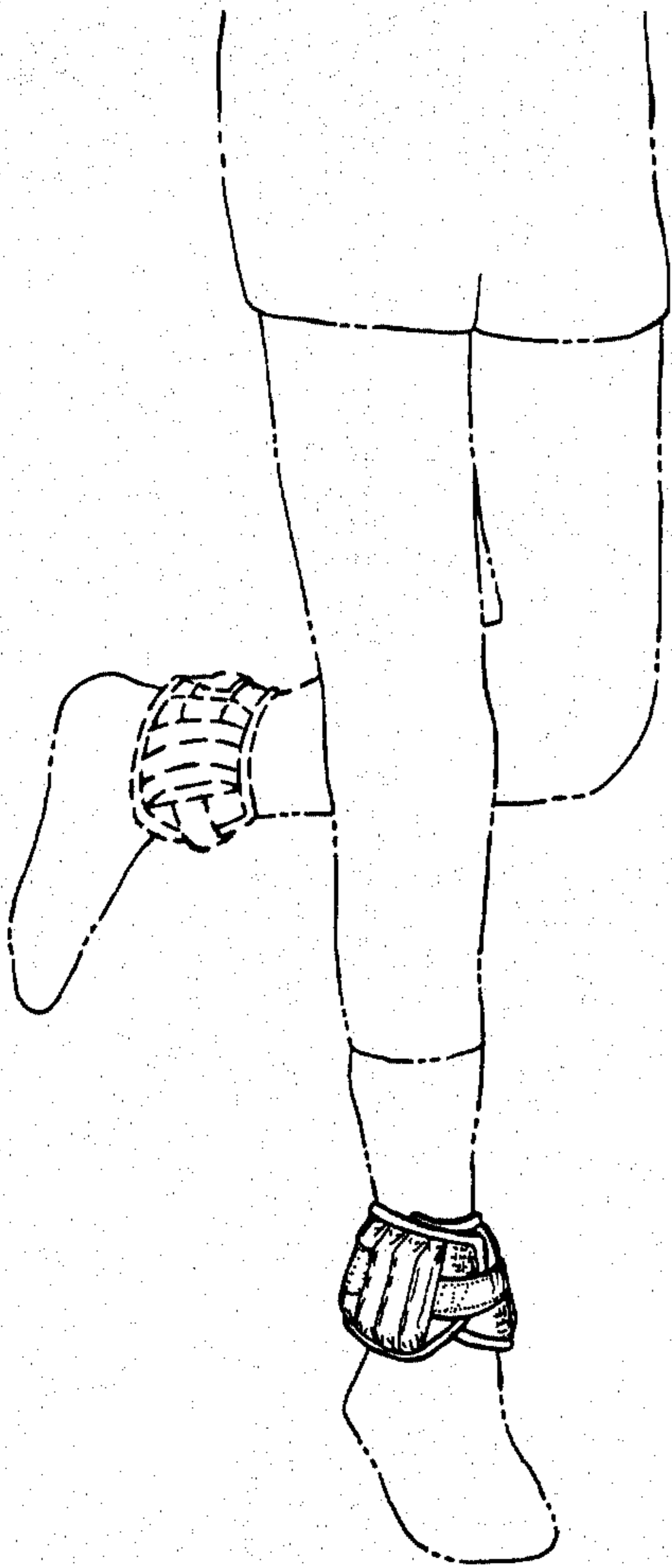


FIG. 1

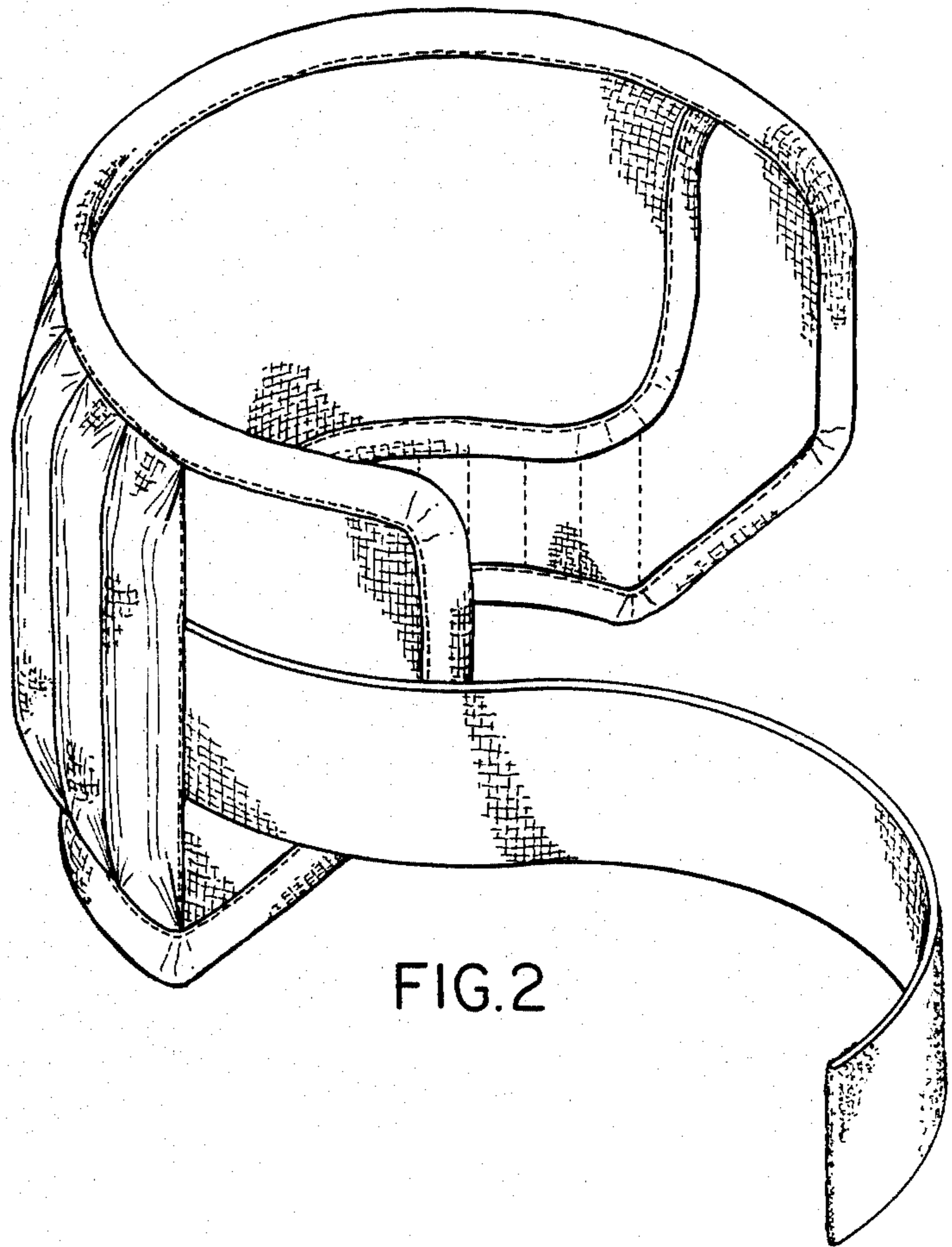


FIG. 2



FIG. 7



FIG. 8

