

[54] **FRONT PANEL FOR A SIMULATED ELECTRONIC COMPONENT SYSTEM**

[75] **Inventor: John C. Columbus, Bartlett, Ill.**

[73] **Assignee: Proptronics Co., Northbrook, Ill.**

[\*\*] **Term: 14 Years**

[21] **Appl. No.: 695,475**

[22] **Filed: Jan. 28, 1985**

[52] **U.S. Cl. .... D20/29**

[58] **Field of Search ..... D20/10, 29; D14/1, 2, D14/6, 14, 18, 20, 22; 40/538, 539, 124.1**

[56] **References Cited**

**U.S. PATENT DOCUMENTS**

4,221,380 9/1980 Miller et al. .... 40/538 X

**OTHER PUBLICATIONS**

J. C. Whitney catalog 431C-p. 13-Stereo Disguise.

1983/1984 Best catalog-pp. 361-362.

*Primary Examiner*—Catherine E. Kemper  
*Attorney, Agent, or Firm*—Jacques M. Dulin

[57] **CLAIM**

The ornamental design for a front panel for a simulated electronic component system, as shown and described.

**DESCRIPTION**

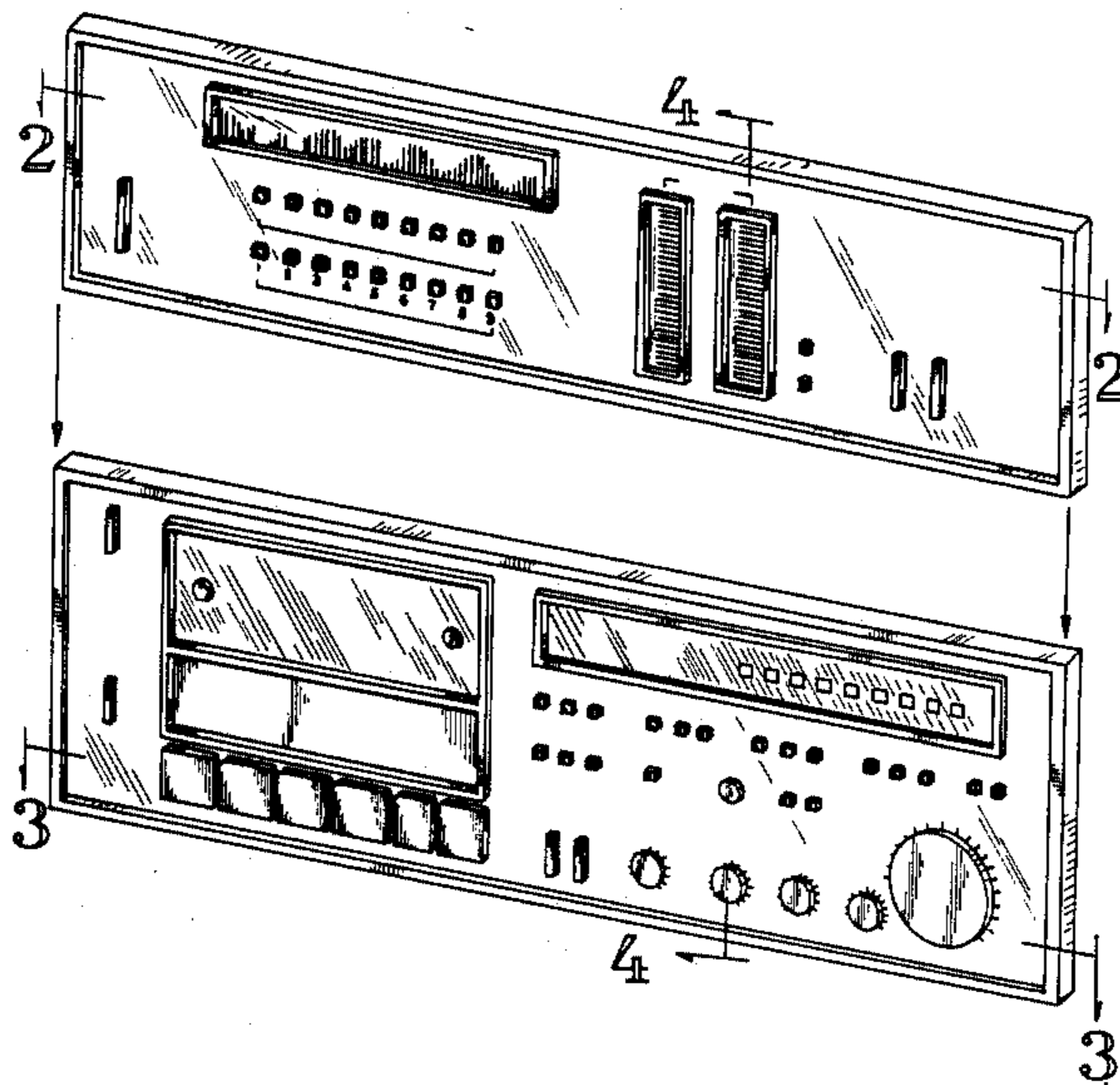
FIG. 1 is a front perspective view of a simulated electronic component system showing my new design;

FIG. 2 is a sectional view taken along line 2—2 of FIG. 1;

FIG. 3 is a sectional view taken along line 3—3 of FIG. 1;

FIG. 4 is a sectional view taken along line 4—4 of FIG. 1.

The broken line disclosure shown in FIG. 4 is for illustrative purposes only and forms no part of the claim design. The rear surface is substantially planar and unornamented.



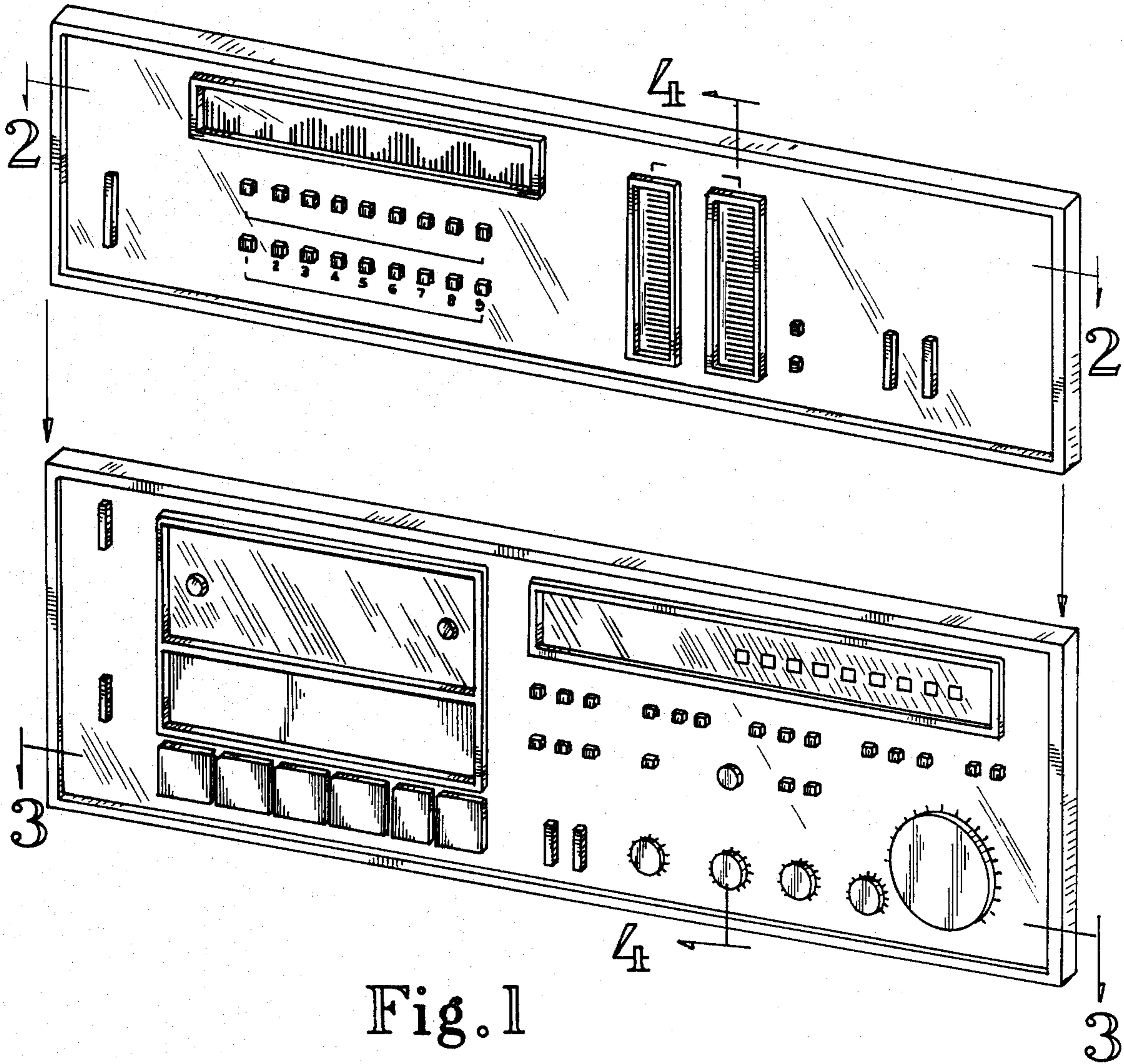


Fig. 2



Fig. 3




Fig. 4