

# United States Patent [19]

Breger

[11] Patent Number: **Des. 297,629**

[45] Date of Patent: **\*\* Sep. 13, 1988**

[54] **CARGO BOX FOR VEHICLES**

[75] Inventor: **Carl-Arne Breger, Malmö, Sweden**

[73] Assignee: **Industri AB Thule, Hillerstorp, Sweden**

[\*\*] Term: **14 Years**

[21] Appl. No.: **943,582**

[22] Filed: **Dec. 19, 1986**

[30] **Foreign Application Priority Data**

Jun. 19, 1986 [SE] Sweden ..... 86-1493

[52] U.S. Cl. .... **D12/157**

[58] Field of Search ..... D12/157; D3/36, 40;  
224/328, 917, 309

[56] **References Cited**

### U.S. PATENT DOCUMENTS

D. 264,832 6/1982 Lind et al. .... D12/157

D. 279,972 8/1985 Marovich ..... D12/157

D. 289,151 4/1987 Forstman ..... D12/157  
4,247,026 1/1981 Heifner et al. .... 224/328

*Primary Examiner*—James M. Gandy  
*Attorney, Agent, or Firm*—Burns, Doane, Swecker & Mathis

[57] **CLAIM**

The ornamental design for a cargo box for vehicles, as shown and described.

### DESCRIPTION

FIG. 1 is a top front perspective view of a cargo box for vehicles showing my new design;

FIG. 2 is a top left front perspective view thereof;

FIG. 3 is a back perspective view thereof;

FIG. 4 is a bottom left rear perspective view thereof;

FIG. 5 is a top left rear perspective view thereof;

FIG. 6 is a bottom left front perspective view thereof.

FIG. 7 is a top plan view thereof; and,

FIG. 8 is a bottom plan view thereof.

The right side is not illustrated as it is a mirror image of the left side.



FIG. 1

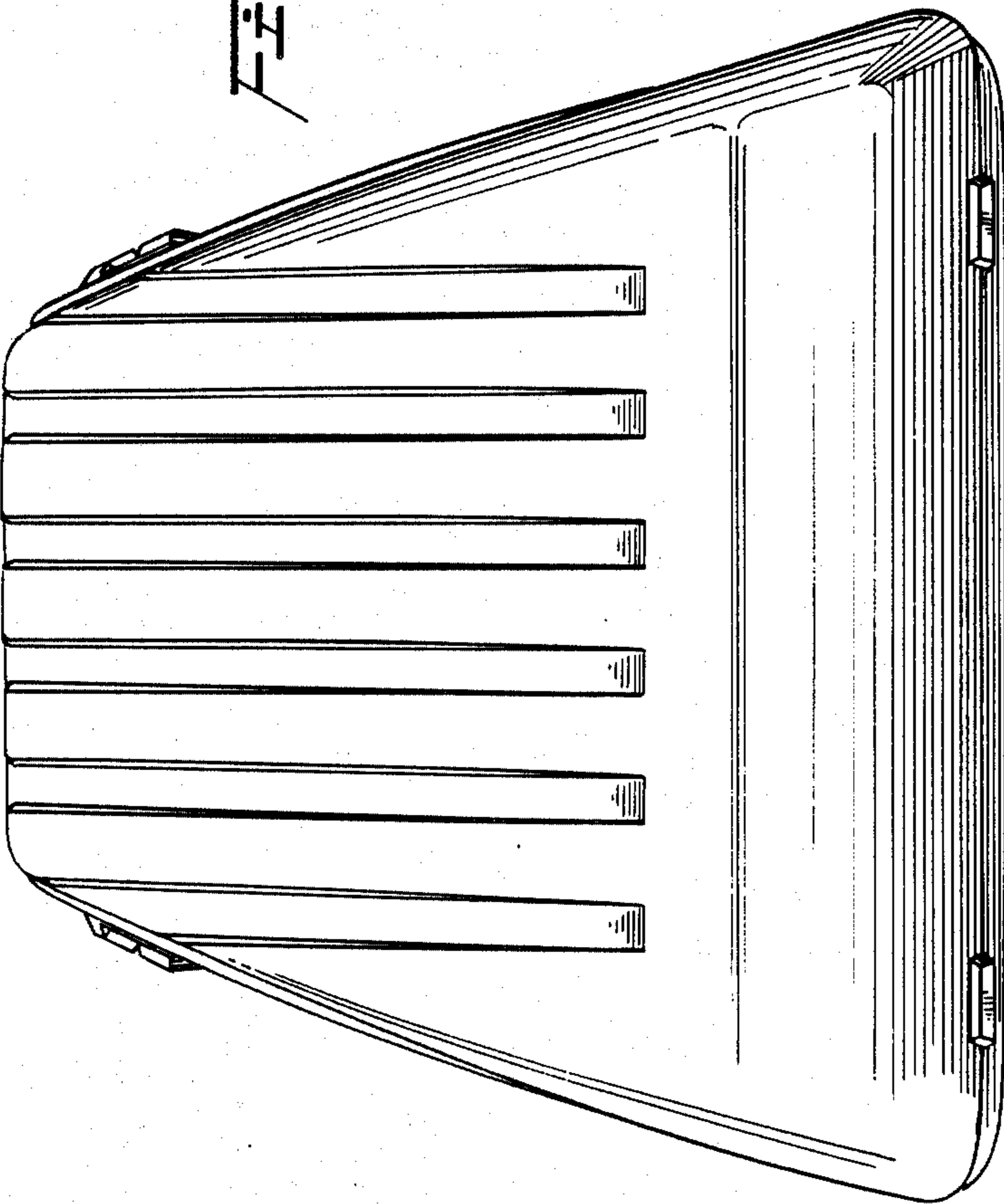


FIG. 2

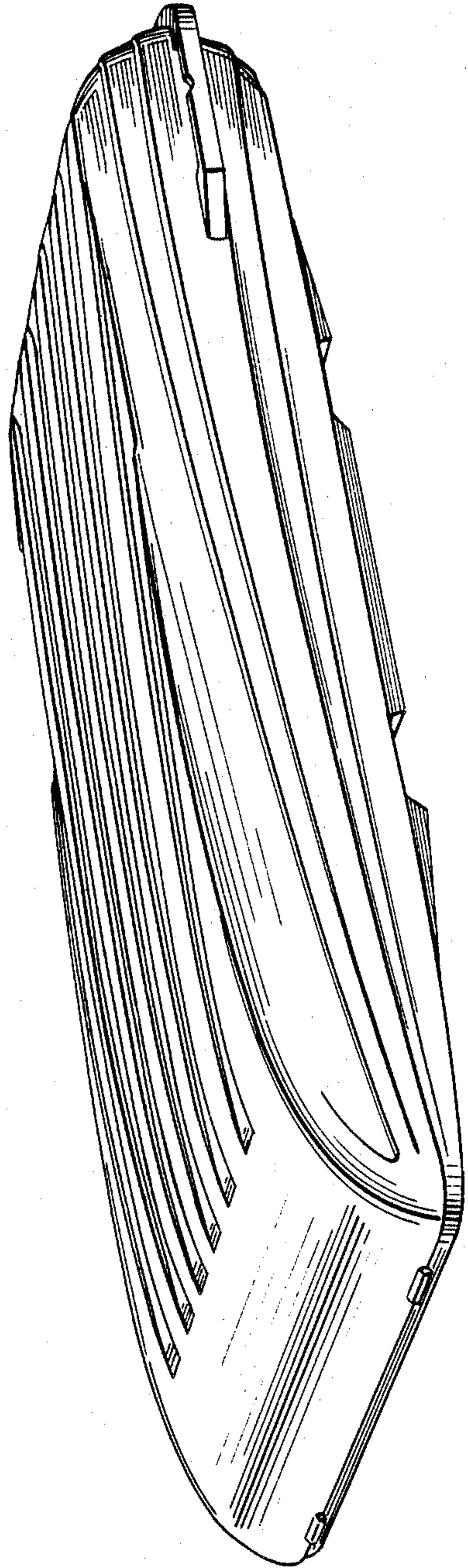


FIG. 3




FIG. 4

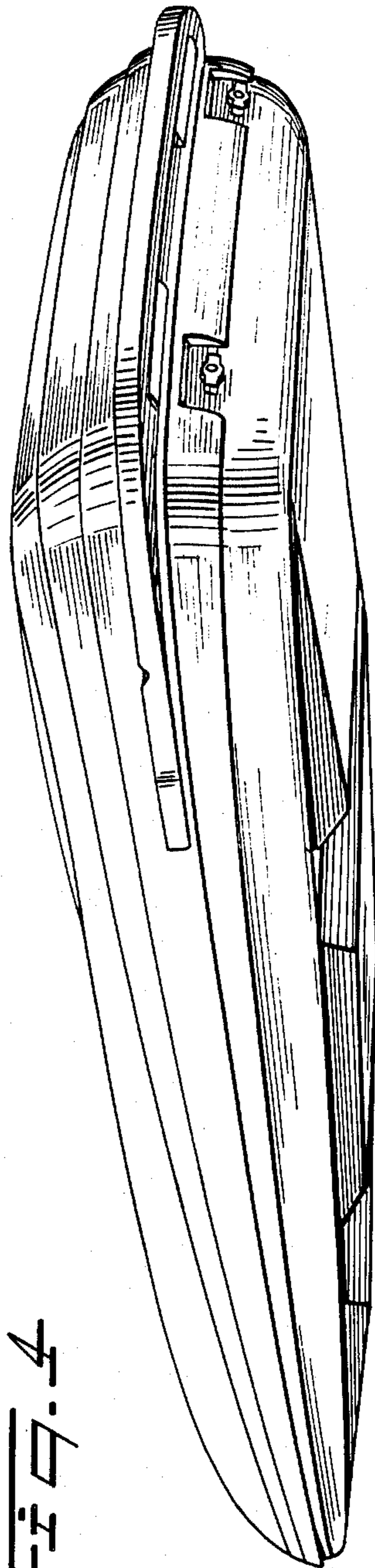




FIG. 5

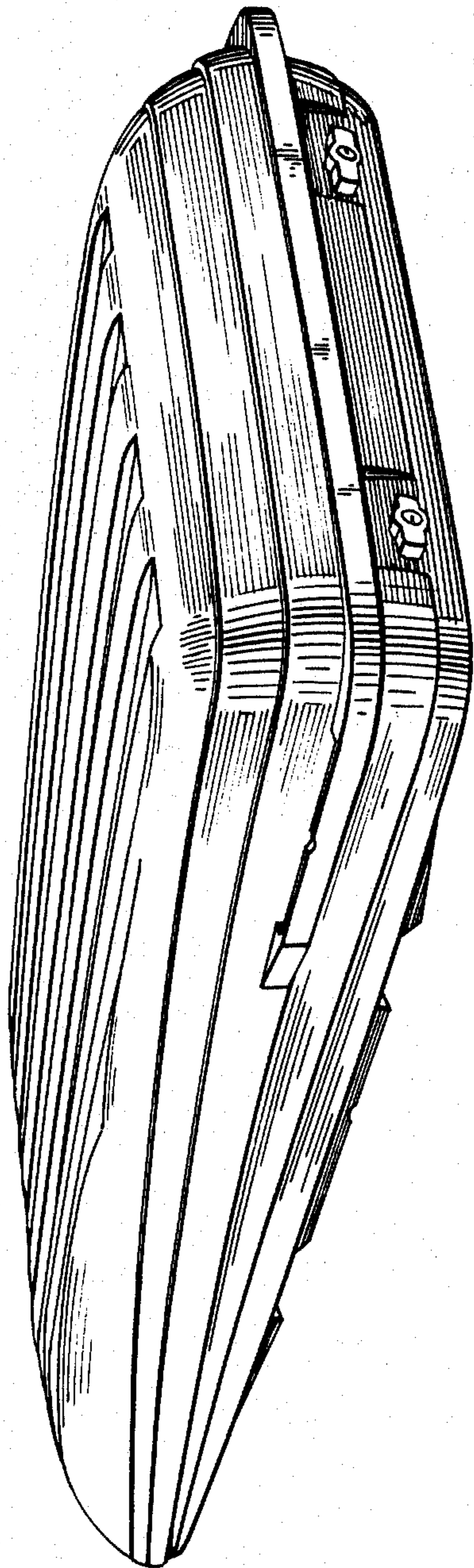


FIG. 6



FIG- 2

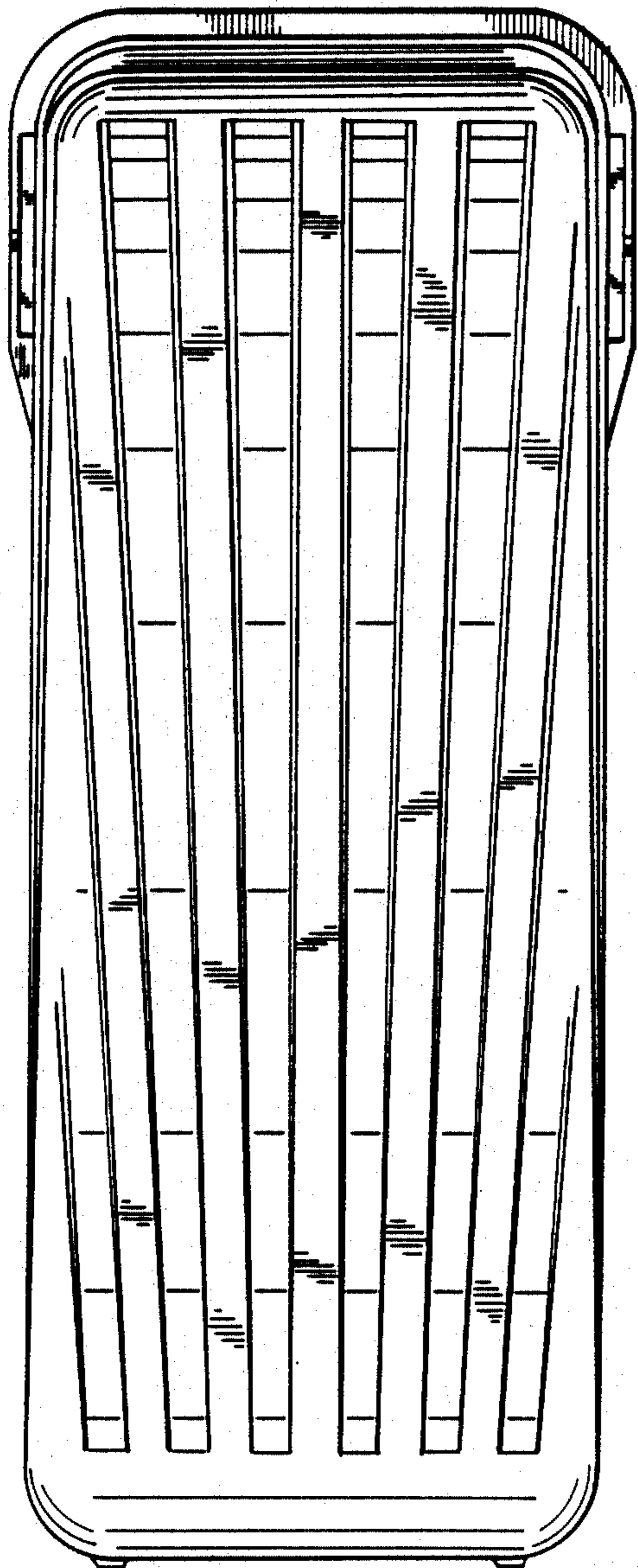


FIG- 3

